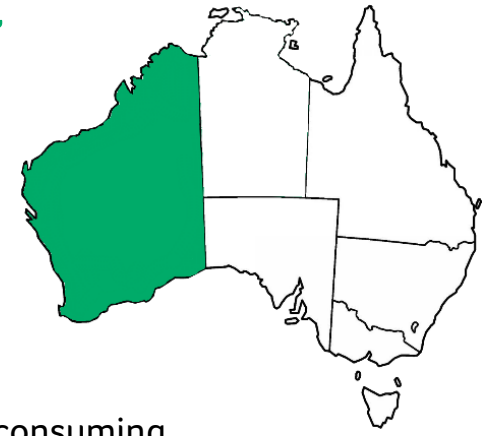


# WESTERN AUSTRALIA ANALYSIS OF SMALL BUSINESS RETAIL ENERGY BILLS



KEY FINDINGS FROM ENERGY CONSUMERS AUSTRALIA'S JUNE 2024 SME RETAIL TARIFF TRACKER REPORT

**Electricity bills** were, on average, **8% higher across Australia** for businesses consuming 20,000 kWh per annum compared to a year ago and were **2% higher in Western Australia**. Please note, this data does not include small business energy rebates.

Meanwhile, **gas bills** were, on average, **7% higher across Australia** for businesses consuming 100 GJ compared to a year ago and were **7% higher in Western Australia**.

## ELECTRICITY BILLS

Average annual **electricity bills** are approximately **\$6,855** for businesses consuming 20,000 kWh per annum in Western Australia. Please note, this data does not include small business energy rebates.

This is an **increase of \$167** from a year ago.

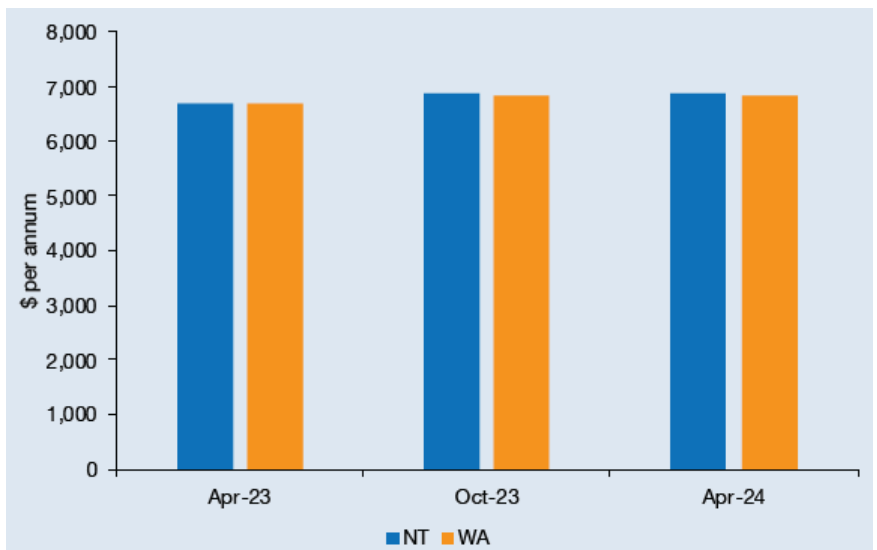
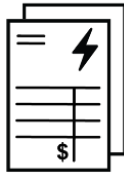


Chart 106: Average annual electricity bills in the NT and WA, from April 2023, for SMEs using 20,000 kWh (single rate). GST inclusive.

## GAS BILLS

Average annual **gas bills** are approximately **\$3,367** for businesses consuming 100 GJ per annum in the **South West** pricing zone (Perth) in Western Australia. This is an **increase of \$220** from a year ago.

The average annual **gas bill** is **\$5,505** in **Albany**, and **\$4,145** in **Kalgoorlie**. This is an increase of **\$365** in Albany, and **\$270** in Kalgoorlie, from a year ago.

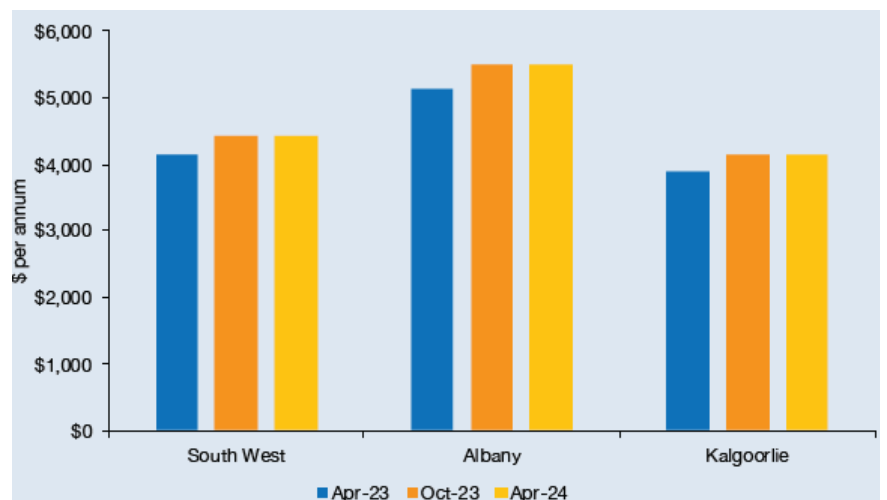


Chart 108: Average annual gas bills in WA, based on Alinta's offers from April 2023, for SMEs using 100 GJ. GST inclusive.

[Read the full report here.](#)