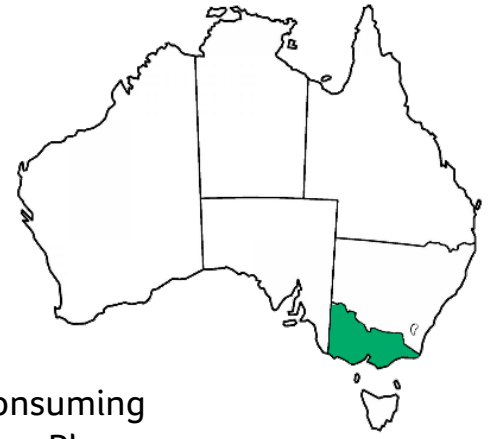


VICTORIA ANALYSIS OF SMALL BUSINESS RETAIL ENERGY BILLS



KEY FINDINGS FROM ENERGY CONSUMERS AUSTRALIA'S JUNE 2024 SME RETAIL TARIFF TRACKER REPORT

Electricity bills were, on average, **8% higher across Australia** for businesses consuming 20,000 kWh per annum compared to a year ago and were **14% higher in Victoria**. Please note, this data does not include small business energy rebates.

Meanwhile, **gas bills** were, on average, **7% higher across Australia** for businesses consuming 100 GJ compared to a year ago and were **1% higher in Victoria**.

ELECTRICITY BILLS

Average annual **electricity bills** are approximately **\$6,685** for businesses consuming 20,000 kWh per annum in Victoria. This is an **increase of \$844** from a year ago. Please note, this data does not include small business energy rebates.

The average annual **maximum price-spread** is currently the greatest in Ausnet Services Network at **\$1,190**. The price spread has **increased** in all networks from six months ago.

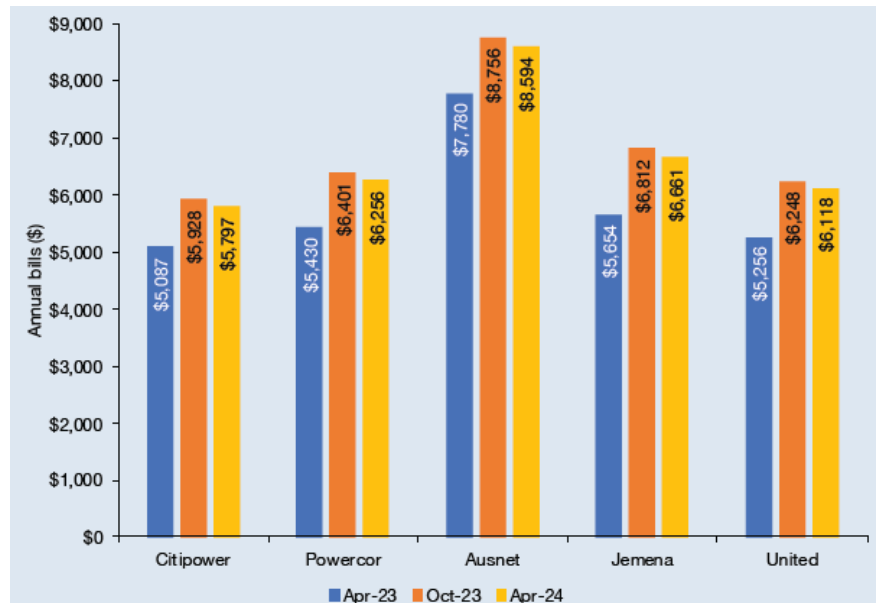
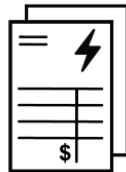


Chart 63: Annual electricity bills in VIC, from April 2023, for SMEs using 20,000 kWh (single rate). GST inclusive.

GAS BILLS

Average annual **gas bills** are approximately **\$3,270** and **\$3,596** depending on the pricing zone, for businesses consuming 100 GJ per annum in Victoria. This is an average **increase of \$35** from a year ago.

The average annual **maximum price-spread** is the highest in the Multinet pricing zone at **\$1,375**. The price spread has **increased** by **\$60** on average across all pricing zones.

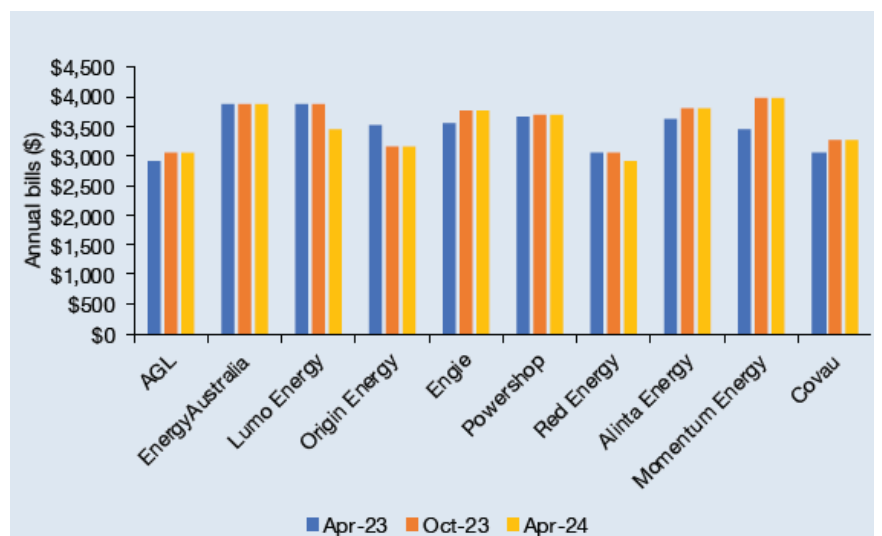


Chart 69: Annual gas bills in VIC, from April 2023, for SMEs using 100 GJ. GST inclusive.

[Read the full report here.](#)