

TASMANIA ANALYSIS OF SMALL BUSINESS RETAIL ENERGY BILLS



KEY FINDINGS FROM ENERGY CONSUMERS AUSTRALIA'S JUNE 2024 SME RETAIL TARIFF TRACKER REPORT

Electricity bills were, on average, **8% higher across Australia** for businesses consuming 20,000 kWh per annum compared to a year ago and were **1% lower in Tasmania**. Please note, this data does not include small business energy rebates.

Meanwhile, **gas bills** were, on average, **7% higher across Australia** for businesses consuming 100 GJ compared to a year ago and were **3% higher in Tasmania**.

ELECTRICITY BILLS

Average annual **electricity bills** are **\$5,900** for businesses consuming 20,000 kWh per annum in Tasmania. This is a **decrease of \$67** from a year ago. Please note, this data does not include small business energy rebates.

The average annual **maximum price spread** is **\$315**. This is unchanged from six months ago.

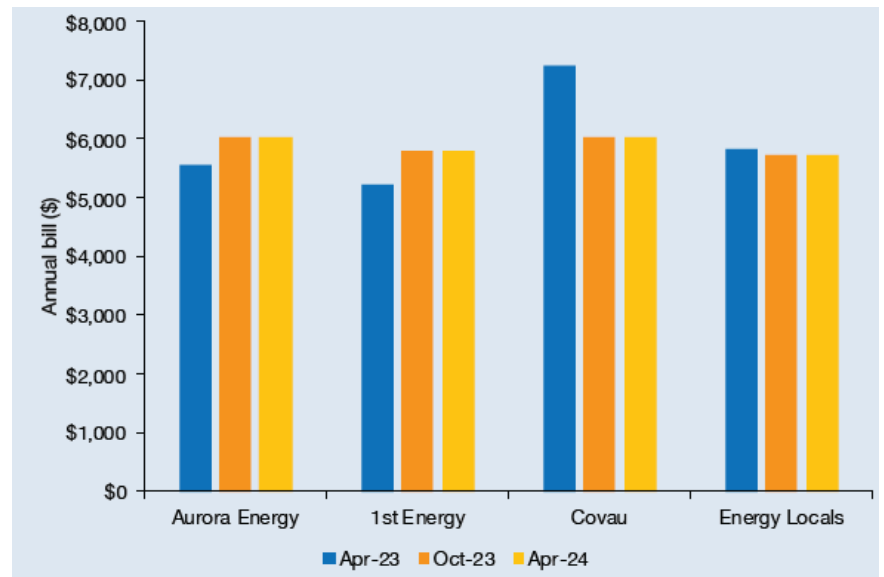
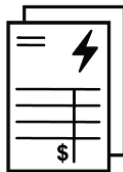


Chart 94: Annual electricity retail bills in TAS, since April 2023, for SMEs using 20,000 kWh (single rate). GST inclusive.

GAS BILLS

Average annual **gas bills** are **\$5,820** for businesses consuming 100 GJ per annum in Tasmania. This is an **increase of \$150** from a year ago.

The average annual **maximum price-spread** is **\$310**. This is a **decrease of \$295** from six months ago.

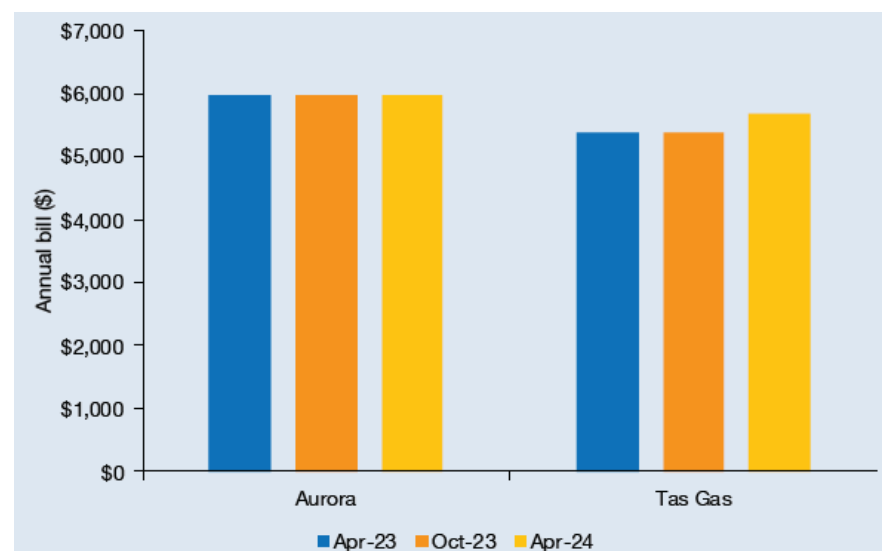


Chart 95: Annual gas bills in TAS, from April 2023, for SMEs using 100 GJ. GST inclusive.

[Read the full report here.](#)