

SOUTH AUSTRALIA ANALYSIS OF SMALL BUSINESS RETAIL ENERGY BILLS



KEY FINDINGS FROM ENERGY CONSUMERS AUSTRALIA'S JUNE 2024 SME RETAIL TARIFF TRACKER REPORT

Electricity bills were, on average, **8% higher across Australia** for businesses consuming 20,000 kWh per annum compared to a year ago and were **23% higher in South Australia**. Please note, this data does not include small business energy rebates.

Meanwhile, **gas bills** were, on average, **7% higher across Australia** for businesses consuming 100 GJ compared to a year ago and were **11% higher in South Australia**.

ELECTRICITY BILLS

Average annual **electricity bills** are approximately **\$10,308** for businesses consuming 20,000 kWh per annum in South Australia. This is an **increase of \$1,914** from a year ago. Please note, this data does not include small business energy rebates.

The average annual **maximum price-spread** is **\$2,570**. This is a **decrease of \$195** from six months ago.

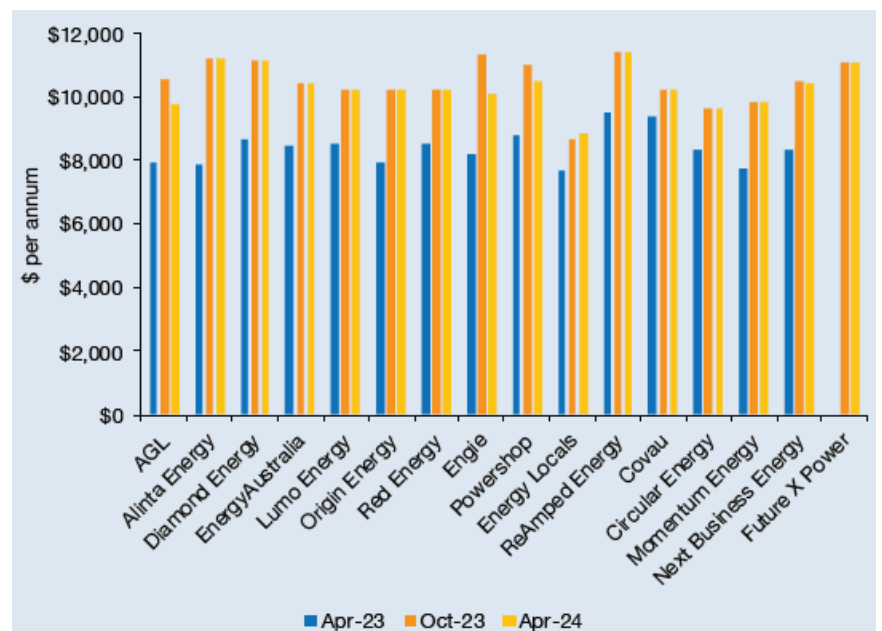
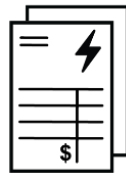
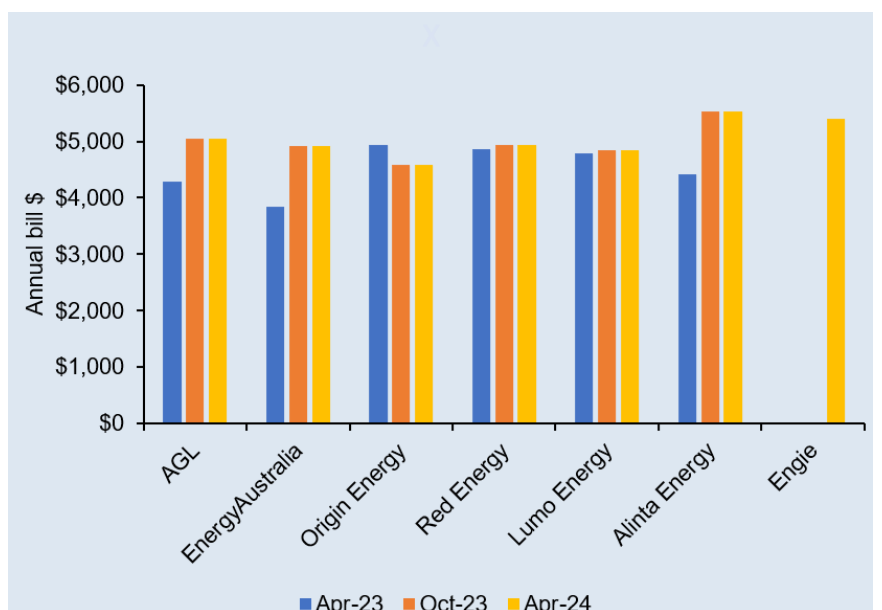


Chart 90: Annual electricity bills in SA, from April 2023, for SMEs using 20,000 kWh (single rate). GST inclusive.

GAS BILLS

Average annual **gas bills** are approximately **\$5,037** for businesses consuming 100 GJ per annum in South Australia. This is an **increase of \$500** from a year ago.

The average annual **maximum price-spread** is **\$935**. This is unchanged from six months ago.



Annual gas bills in SA, from April 2023, for SMEs using 100 GJ. GST inclusive.

[Read the full report here.](#)