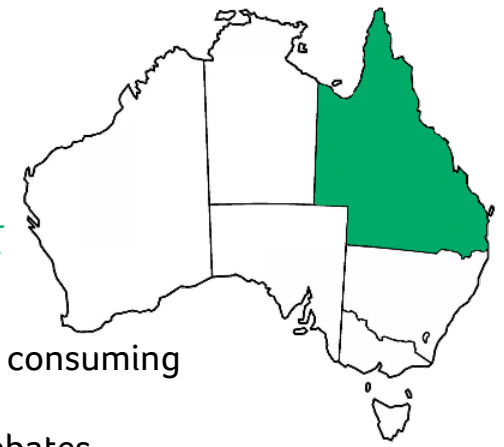


QUEENSLAND ANALYSIS OF SMALL BUSINESS RETAIL ENERGY BILLS



KEY FINDINGS FROM ENERGY CONSUMERS AUSTRALIA'S JUNE 2024 SME RETAIL TARIFF TRACKER REPORT

Electricity bills were, on average, **8% higher across Australia** for businesses consuming 20,000 kWh per annum compared to a year ago and were **24% higher in Queensland**. Please note, this data does not include small business energy rebates.

Meanwhile, **gas bills** were, on average, **7% higher across Australia** for businesses consuming 100 GJ compared to a year ago and were **9% higher in Queensland**.

ELECTRICITY BILLS

Average annual **electricity bills** are approximately **\$7,129** for businesses consuming 20,000 kWh per annum in **Southeast Queensland**. This is an **increase of \$1,455** from a year ago. Please note, this data does not include small business energy rebates.

The average annual **maximum price spread** is **\$1,485**. This is a **decrease of \$20** from six months ago.



REGIONAL QUEENSLAND ELECTRICITY BILLS

The **regulated offer** in the Ergon Energy network for businesses using 20,000 kWh per annum is **\$955 more** than the average market offer and **\$315 more** than the Default Market Offer in Southeast Queensland.

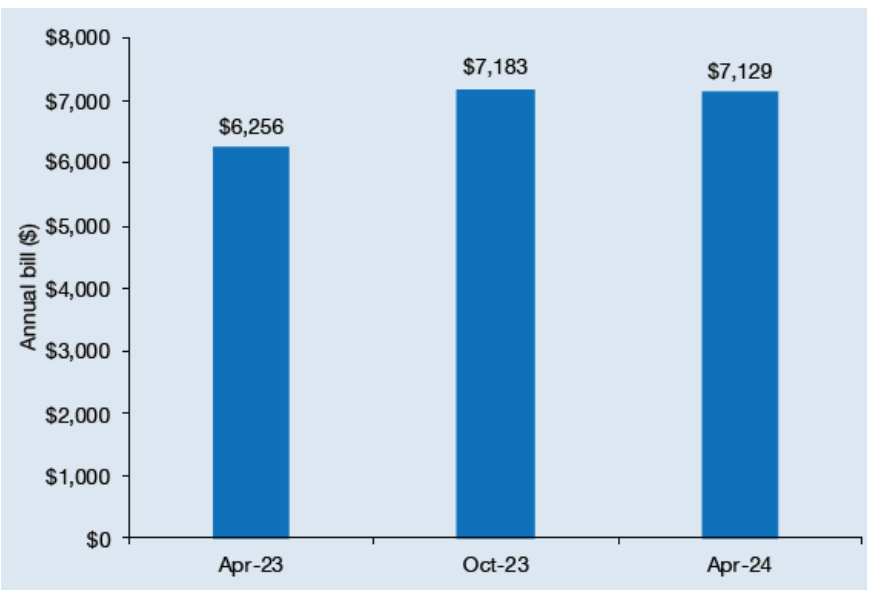


Chart 82: Average annual electricity bills in the Energex network, from April 2023, for SMEs using 20,000 kWh (single rate). GST inclusive.

GAS BILLS

Average annual **gas bills** are approximately **\$4,625** and **\$5,107** depending on the pricing zone for businesses consuming 100 GJ per annum in Queensland. This is an average **increase of \$410** from a year ago.

The average annual **maximum price-spread** is **\$950** and **\$1,040** depending on the pricing zone. This is unchanged from six months ago.

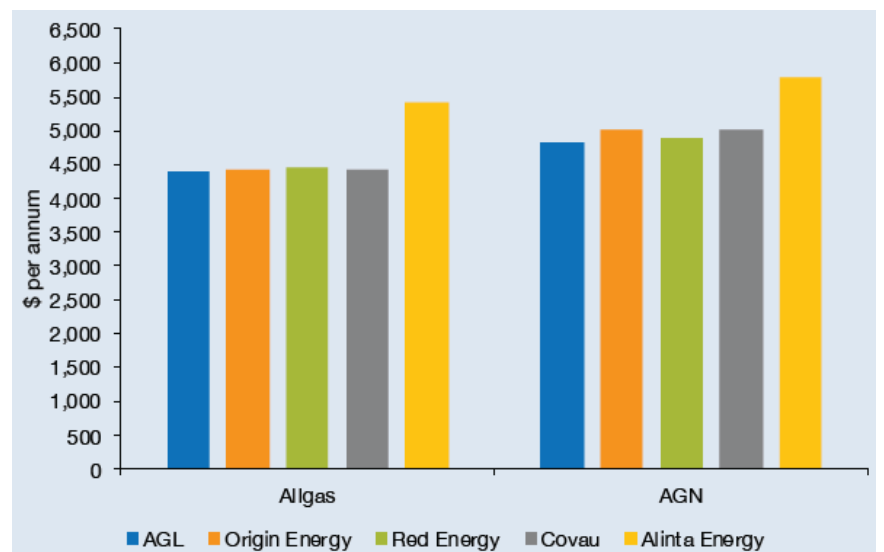


Chart 80: Gas bills in Queensland's Allgas and AGN pricing zones as of April 2024, for SMEs using 100 GJ. GST inclusive.

[Read the full report here.](#)