

NEW SOUTH WALES ANALYSIS OF SMALL BUSINESS RETAIL ENERGY BILLS



KEY FINDINGS FROM ENERGY CONSUMERS AUSTRALIA'S JUNE 2024 SME RETAIL TARIFF TRACKER REPORT

Electricity bills were, on average, **8% higher across Australia** for businesses consuming 20,000 kWh per annum compared to a year ago and were **10% higher in New South Wales**. Please note, this data does not include small business energy rebates.

Meanwhile, **gas bills** were, on average, **7% higher across Australia** for businesses consuming 100 GJ compared to a year ago and were **9% higher in New South Wales**.

ELECTRICITY BILLS

Annual average **electricity bills** are approximately **\$8,238** for businesses consuming 20,000 kWh per annum in New South Wales. This is an **increase of \$745** from a year ago. Please note, this data does not include small business energy rebates.

The average annual **maximum price-spread** is **\$3,040**. This is a **decrease of \$755** from six months ago.

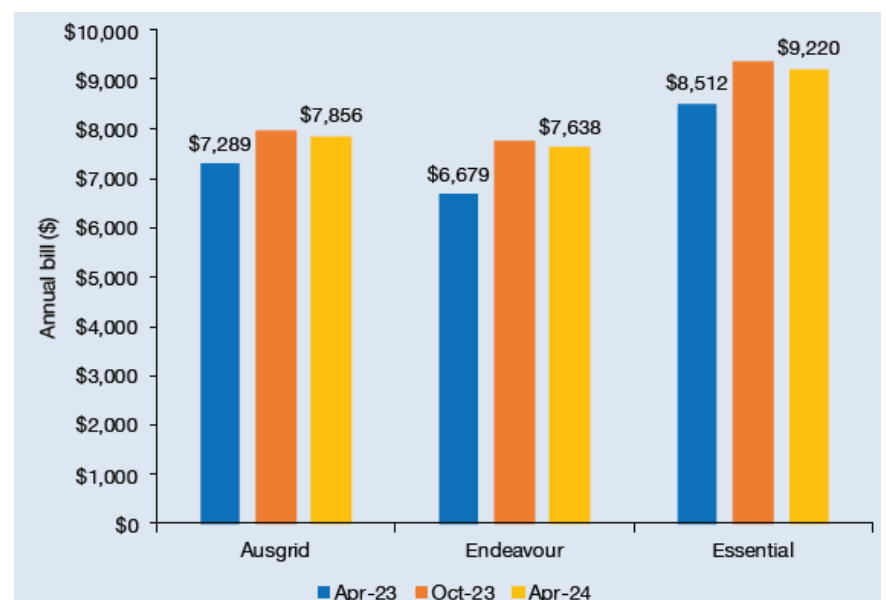
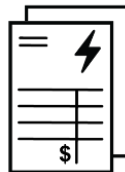


Chart 37: Annual electricity bills in NSW, since April 2023, for SMEs using 20,000 kWh (single rate). GST inclusive.

GAS BILLS

Annual average **gas bills** are approximately **\$3,146 to \$4,497** depending on the pricing zone, for businesses consuming 100 GJ per annum in New South Wales. This is an **increase of \$297** from a year ago.

The average annual **maximum price-spread** in the Jemena/AGL (Sydney) zone is **\$945**. This is a **decrease of \$50** from six months ago.

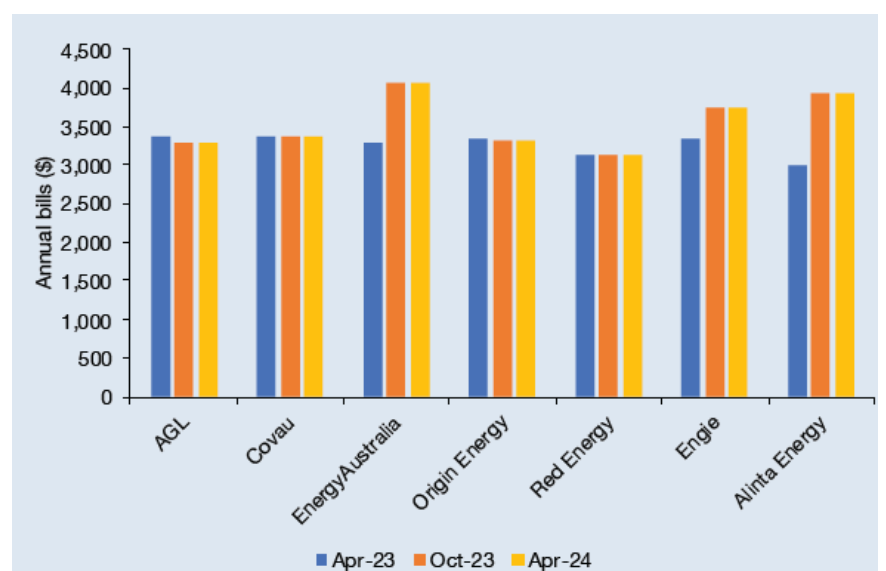


Chart 41: Annual gas bills in the Jemena/Sydney gas Zone, since April 2023, for SMEs using 100 GJ. GST inclusive.

[Read the full report here.](#)