

WA ANALYSIS OF SMALL BUSINESS RETAIL ENERGY BILLS



KEY FINDINGS FROM ENERGY CONSUMERS AUSTRALIA'S JUNE 2023

SME RETAIL TARIFF TRACKER REPORT

Electricity bills were, on average, **18% higher across Australia** for businesses consuming 20,000 kWh compared to a year ago, and were **2% higher in WA**.

Meanwhile, **gas** bills were, on average, **22% higher across Australia** for businesses consuming 100 GJ compared to a year ago, and were **4% higher in WA**.

ELECTRICITY BILLS

Average annual **electricity bills** for businesses consuming 20,000 kWh in WA are between **\$6,690**.

This is an **increase** of 2% (\$165) from a year ago.

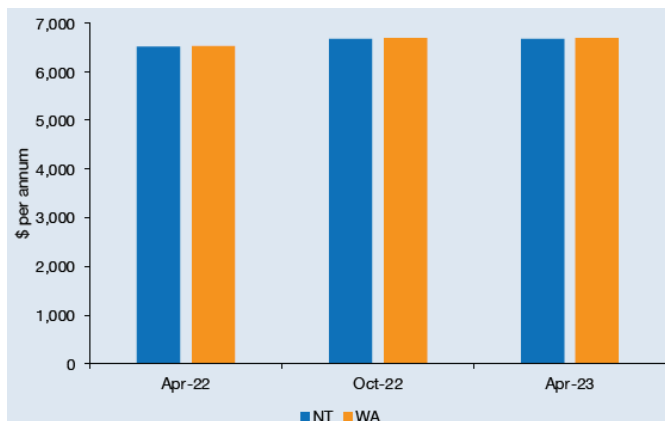
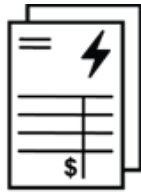


Chart 106: trend of estimated average annual electricity bills in WA, since April 2022, for SMEs using 20,000 kWh (single rate). GST inclusive.

GAS BILLS

Average annual **gas bills** for businesses consuming 100 GJ in the **South West** pricing zone (Perth), are **\$3,150**. This is an increase of 4%.

The average annual **gas bill** is **\$5,140** in **Albany**, and **\$3,875** in **Kalgoorlie**. This is an increase of \$125 and \$35 (2% and 0.9%), from a year ago.

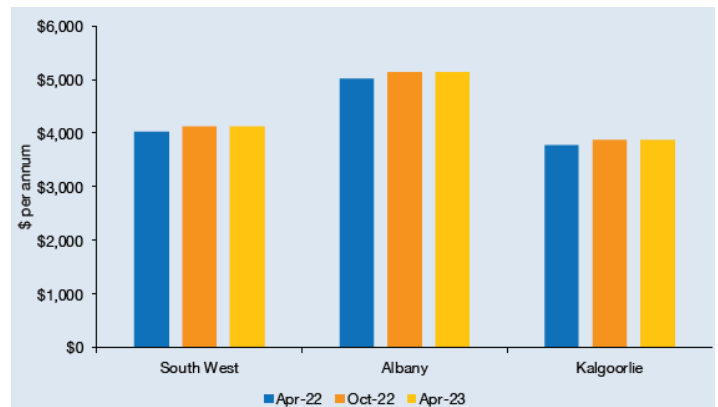
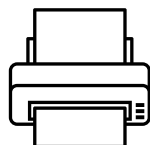


Chart 108: trend of estimated average annual gas bills in WA, based on Alinta's offers since April 2022, for SMEs using 100 GJ. GST inclusive.

CASE STUDY - FIXED SUPPLY CHARGES

For **electricity**, the **highest** average fixed supply charge for annual bills in Australia is in WA, at \$700. For gas, however, they are lowest in WA, at \$120.

We obtained energy bills from five small businesses to discuss and highlight the impact of price changes on various businesses.



A **printing business** in the Western Power Network is currently on a regulated electricity tariff with Synergy. They use 8,900 kWh pa with an annual bill of \$3,365.

As this business has a **moderate electricity consumption** as well as a relatively **high supply charge**, the fixed supply charge accounts for 21% of their total bill.