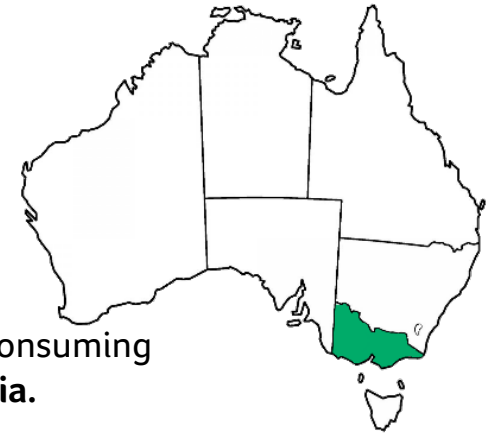


VICTORIA ANALYSIS OF SMALL BUSINESS RETAIL ENERGY BILLS

KEY FINDINGS FROM ENERGY CONSUMERS AUSTRALIA'S DECEMBER 2023 SME RETAIL TARIFF TRACKER REPORT



Electricity bills were, on average, **8% higher across Australia** for businesses consuming 20,000 kWh per annum compared to a year ago and were **17% higher in Victoria**.

Meanwhile, **gas bills** were, on average, **12% higher across Australia** for businesses consuming 100 GJ compared to a year ago and were **31% higher in Victoria**.

ELECTRICITY BILLS

Electricity bills are between **\$5,930 and \$8,755** depending on the network area for businesses consuming 20,000 kWh per annum in Victoria. This is an **increase of \$825 and \$955** from a year ago.

The average annual **maximum price-spread** is currently the greatest in Ausnet Services Network at **\$1,035**. The price spread has **significantly decreased** in all networks from six months ago.

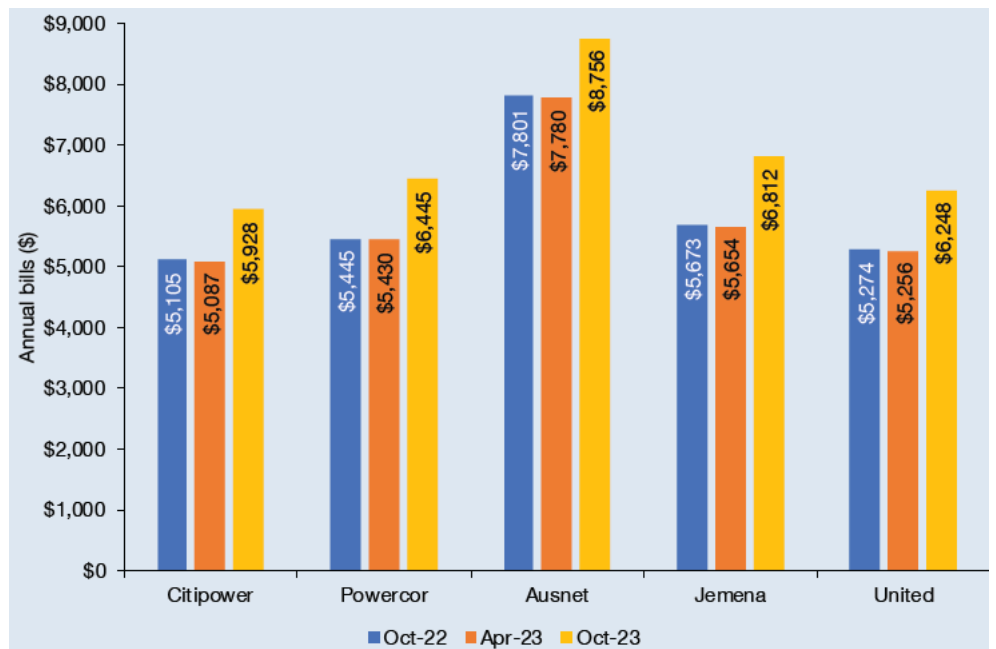
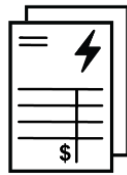


Chart 63: Average annual electricity bills in VIC, since October 2022, for SMEs using 20,000 kWh (single rate). GST inclusive.

GAS BILLS

Gas bills are **\$3,340 and \$3,690** depending on the pricing zone, for businesses consuming 100 GJ per annum in Victoria. This is an **increase of \$808 and \$805** from a year ago.

The average annual **maximum price-spread** is the highest in the Multinet pricing zone at **\$1,245**. The price spread has **increased** in all pricing zones.

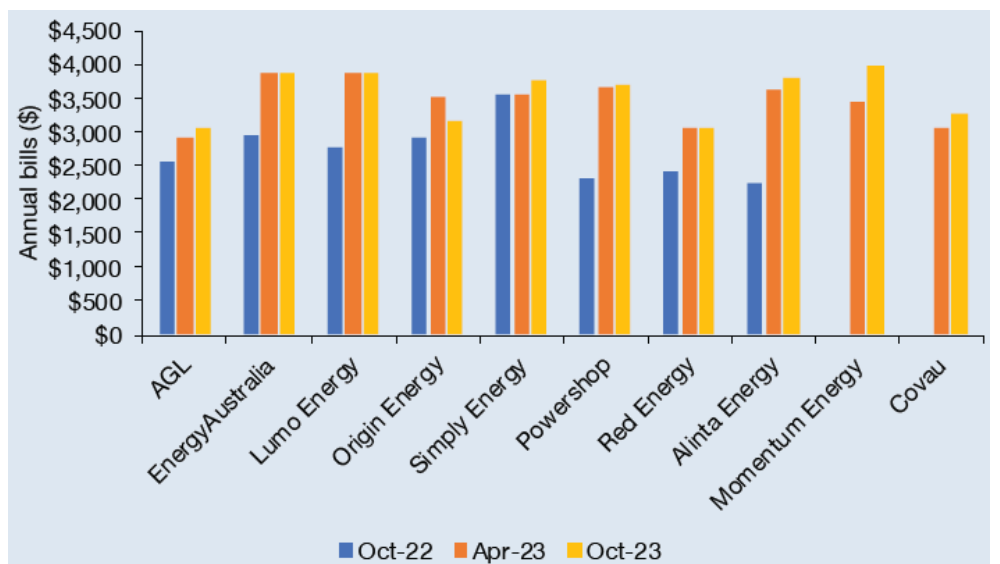


Chart 69: Average annual gas bills in VIC, since October 2022, for SMEs using 100 GJ. GST inclusive.

[Read the full report here.](#)