

TASMANIA ANALYSIS OF SMALL BUSINESS RETAIL ENERGY BILLS



KEY FINDINGS FROM ENERGY CONSUMERS AUSTRALIA'S DECEMBER 2023 SME RETAIL TARIFF TRACKER REPORT

Electricity bills were, on average, **8% higher across Australia** for businesses consuming 20,000 kWh per annum compared to a year ago and were **-1% lower in Tasmania**.

Meanwhile, **gas bills** were, on average, **12% higher across Australia** for businesses consuming 100 GJ compared to a year ago and were **16% higher in Tasmania**.

ELECTRICITY BILLS

Electricity bills are **\$5,900** for businesses consuming 20,000 kWh per annum in Tasmania. This is a **decrease of \$67** from a year ago.

The average annual **maximum price spread** is **\$315**. This is a **decrease of \$1,375** from six months ago.

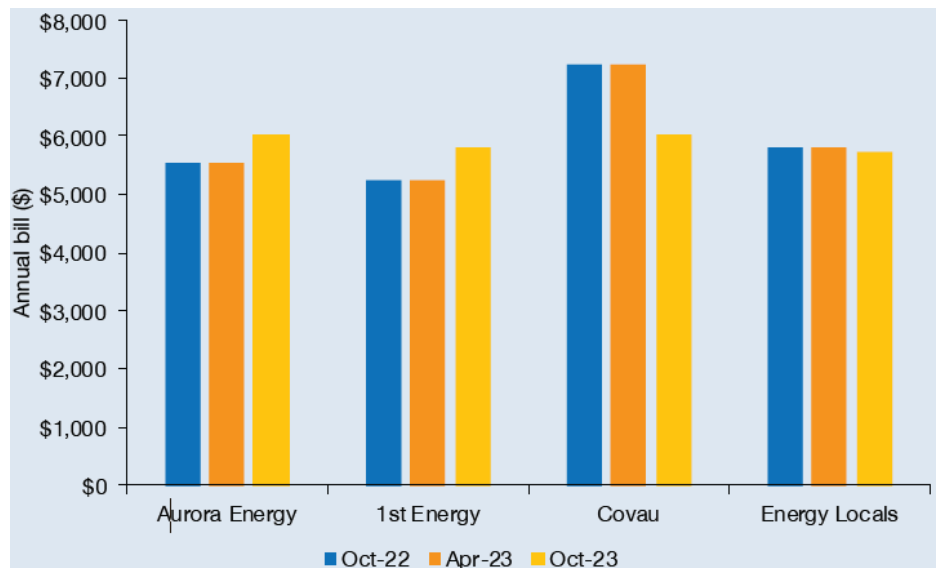
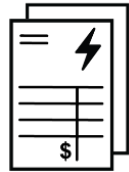


Chart 96: Annual electricity retail bills in TAS, as of October 2022, April 2023 and October 2023, for SMEs using 20,000 kWh (single rate). GST inclusive.

GAS BILLS

Gas bills are **\$5,670** for businesses consuming 100 GJ per annum in Tasmania. This is an **increase of \$770** from a year ago.

The average annual **maximum price-spread** is **\$605**. This is **unchanged** from six months ago.

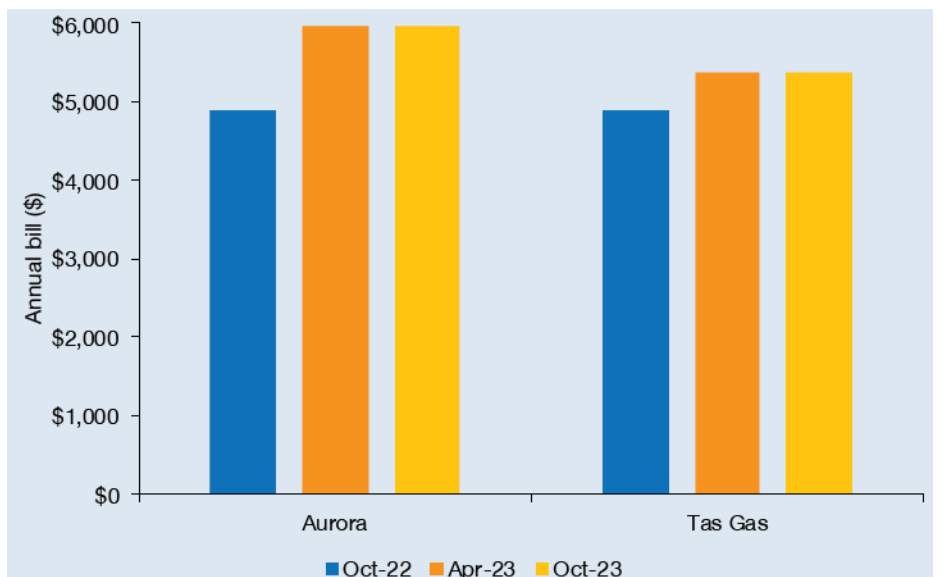


Chart 97: Annual gas bills in TAS, as of October 2022, April 2023 and October 2023, for SMEs using 100 GJ. GST inclusive.

[Read the full report here.](#)