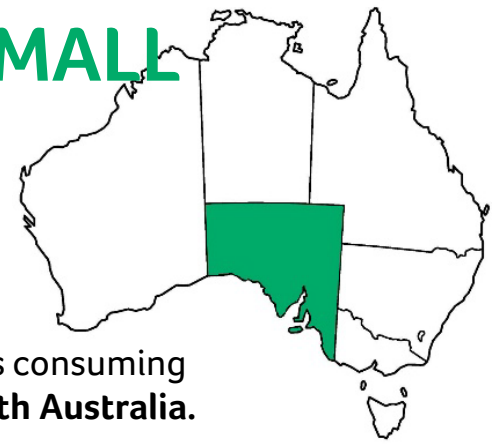


SOUTH AUSTRALIA ANALYSIS OF SMALL BUSINESS RETAIL ENERGY BILLS



KEY FINDINGS FROM ENERGY CONSUMERS AUSTRALIA'S DECEMBER 2023 SME RETAIL TARIFF TRACKER REPORT

Electricity bills were, on average, **8% higher across Australia** for businesses consuming 20,000 kWh per annum compared to a year ago and were **23% higher in South Australia**.

Meanwhile, **gas bills** were, on average, **12% higher across Australia** for businesses consuming 100 GJ compared to a year ago and were **12% higher in South Australia**.

ELECTRICITY BILLS

Electricity bills are between **\$10,425** depending on the network area for businesses consuming 20,000 kWh per annum in South Australia. This is an **increase of \$1,936** from a year ago.

The average annual **maximum price-spread** is **\$2,765**. This is an **increase of \$410** from six months ago.

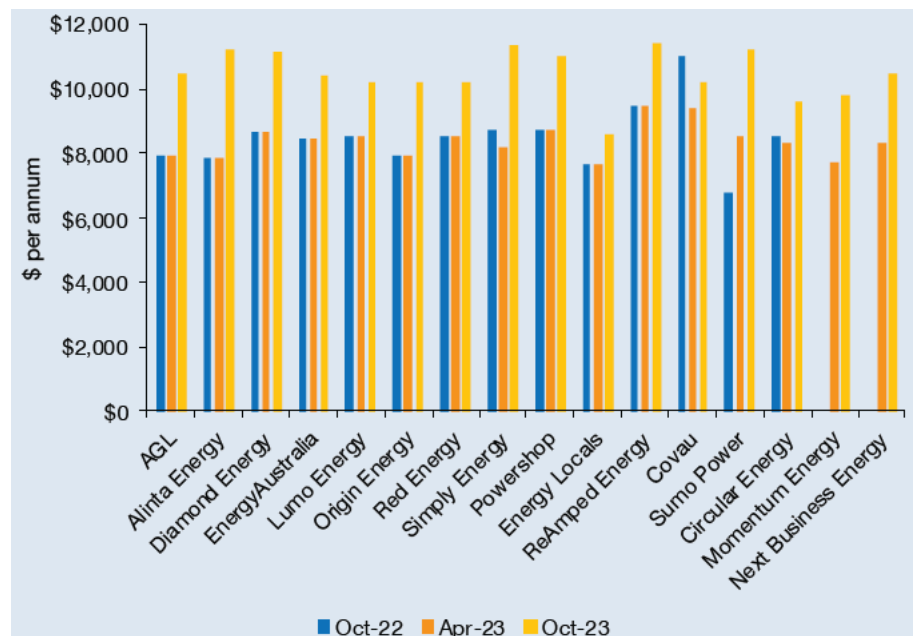



Chart 91: Annual electricity bills in SA, since October 2022, for SMEs using 20,000 kWh (single rate). GST inclusive.

GAS BILLS

Gas bills are **\$5,035** for businesses consuming 100 GJ per annum in South Australia. This is an **increase of \$535** from a year ago.

The average annual **maximum price-spread** is **\$935**. This is a **decrease of \$160** from six months ago.

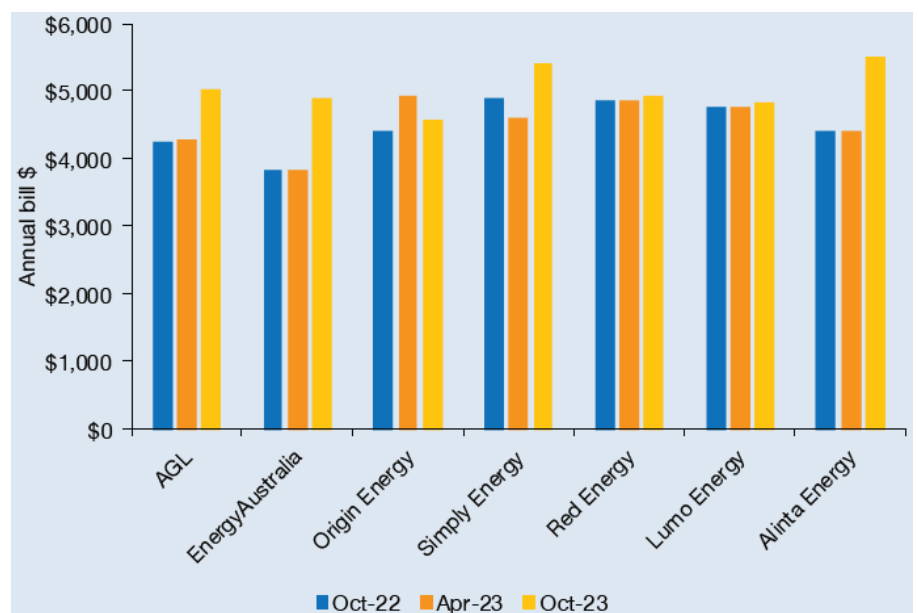


Chart 92: Annual gas bills in SA, since October 2022, for SMEs using 100 GJ. GST inclusive.

[Read the full report here.](#)