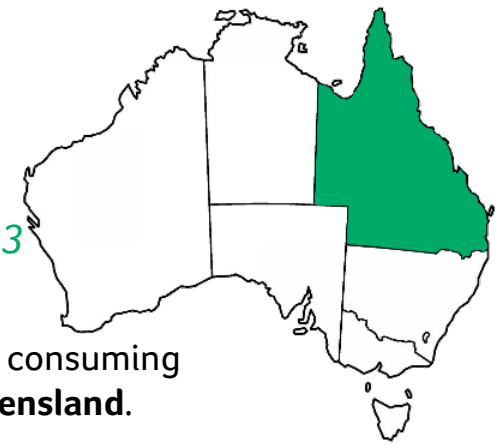


QUEENSLAND ANALYSIS OF SMALL BUSINESS RETAIL ENERGY BILLS



KEY FINDINGS FROM ENERGY CONSUMERS AUSTRALIA'S DECEMBER 2023 SME RETAIL TARIFF TRACKER REPORT

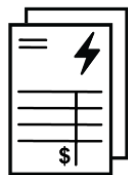
Electricity bills were, on average, **8% higher across Australia** for businesses consuming 20,000 kWh per annum compared to a year ago and were **21% higher in Queensland**.

Meanwhile, **gas bills** were, on average, **12% higher across Australia** for businesses consuming 100 GJ compared to a year ago and were **7% higher in Queensland**.

ELECTRICITY BILLS

Electricity bills are **\$7,185** for businesses consuming 20,000 kWh per annum in **Southeast Queensland**. This is an **increase of \$652** from a year ago.

The average annual **maximum price spread** is **\$1,505**. This is a **decrease of \$2,020** from six months ago.



REGIONAL QUEENSLAND ELECTRICITY BILLS

The **regulated offer** in the Ergon Energy network for businesses using 20,000 kWh per annum is **\$315 more** than the average market offer and Default Market Offer in Southeast Queensland.

GAS BILLS

Gas bills are **\$4,625** and **\$5,105** depending on the pricing zone for businesses consuming 100 GJ per annum in Queensland. This is an **increase of \$425** and **\$215** respectively, from a year ago.

The average annual **maximum price-spread** is **\$1,040** and **\$950** depending on the pricing zone. This is a **decrease of \$530** and **\$150** respectively, from six months ago.

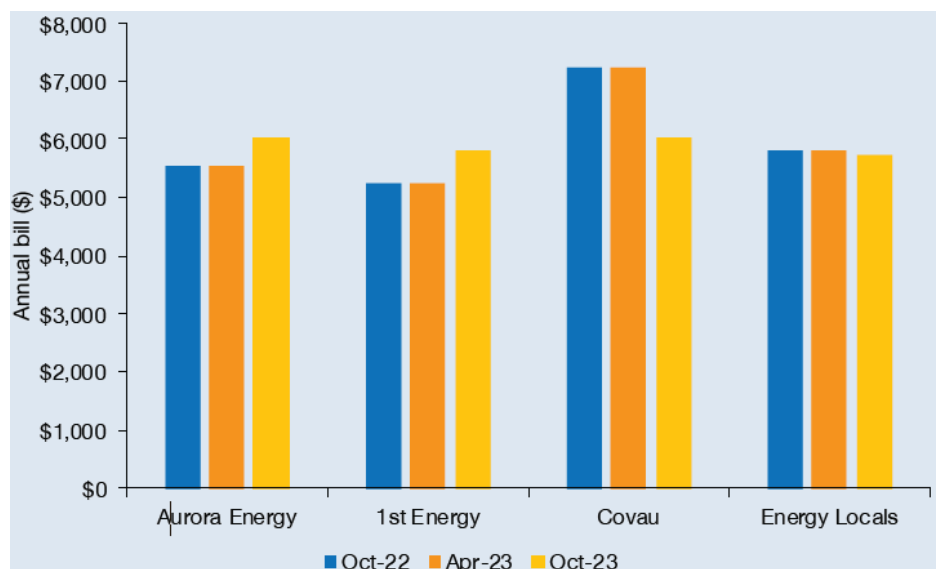


Chart 82: Average annual electricity bills in the Energex network, since October 2022, for SMEs using 20,000 kWh (single rate). GST inclusive.

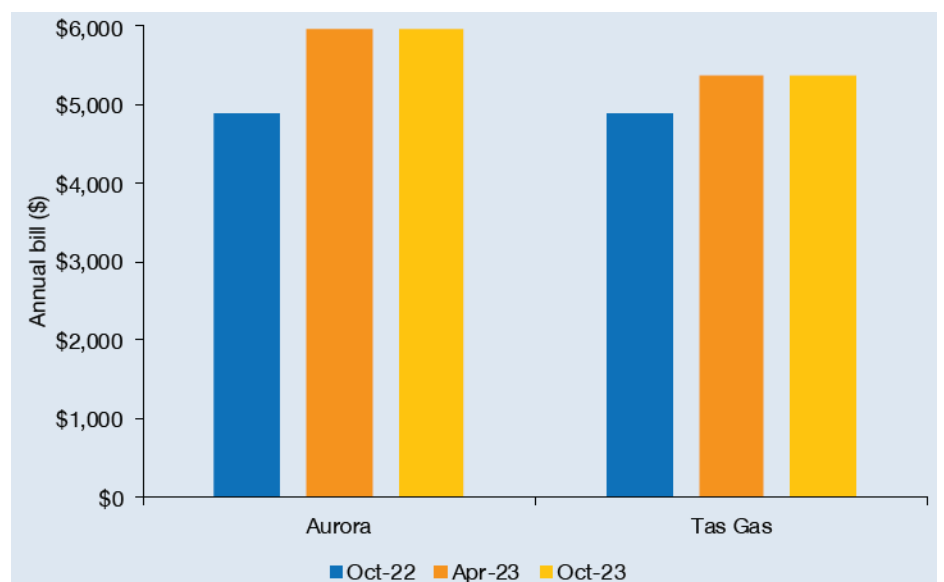


Chart 80: Annual gas bills in Queensland's Allgas and AGN pricing zones as of October 2023, for SMEs using 100 GJ. GST inclusive.

[Read the full report here.](#)