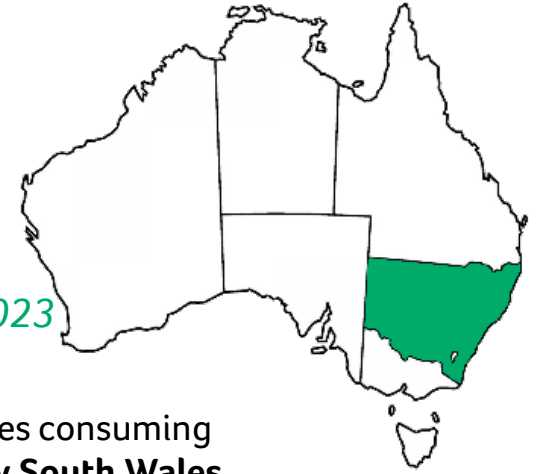


NEW SOUTH WALES ANALYSIS OF SMALL BUSINESS RETAIL ENERGY BILLS



KEY FINDINGS FROM ENERGY CONSUMERS AUSTRALIA'S DECEMBER 2023 SME RETAIL TARIFF TRACKER REPORT

Electricity bills were, on average, **8% higher across Australia** for businesses consuming 20,000 kWh per annum compared to a year ago and were **6% higher in New South Wales**.

Meanwhile, **gas bills** were, on average, **12% higher across Australia** for businesses consuming 100 GJ compared to a year ago and were **5% higher in New South Wales**.

ELECTRICITY BILLS

Electricity bills are between **\$7,745 and \$9,355** depending on the network area for businesses consuming 20,000 kWh per annum in New South Wales. This is an **increase of \$595 and \$345** from a year ago.

The average annual **maximum price-spread** is **\$3,795**. This is an **increase of \$80** from six months ago.

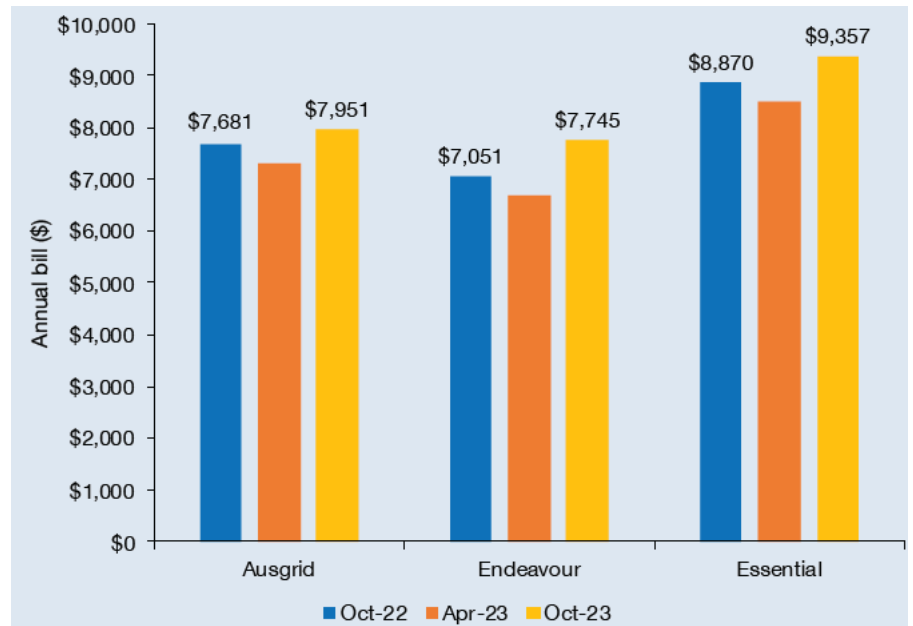
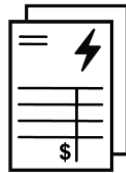


Chart 37: Average annual electricity bills in NSW, since October 2022, for SMEs using 20,000 kWh (single rate). GST inclusive.

GAS BILLS

Gas bills are **\$3,615** for businesses consuming 100 GJ per annum in New South Wales. This is an **increase of \$155** from a year ago.

The average annual **maximum price-spread** is **\$995**. This is a **decrease of \$605** from six months ago.

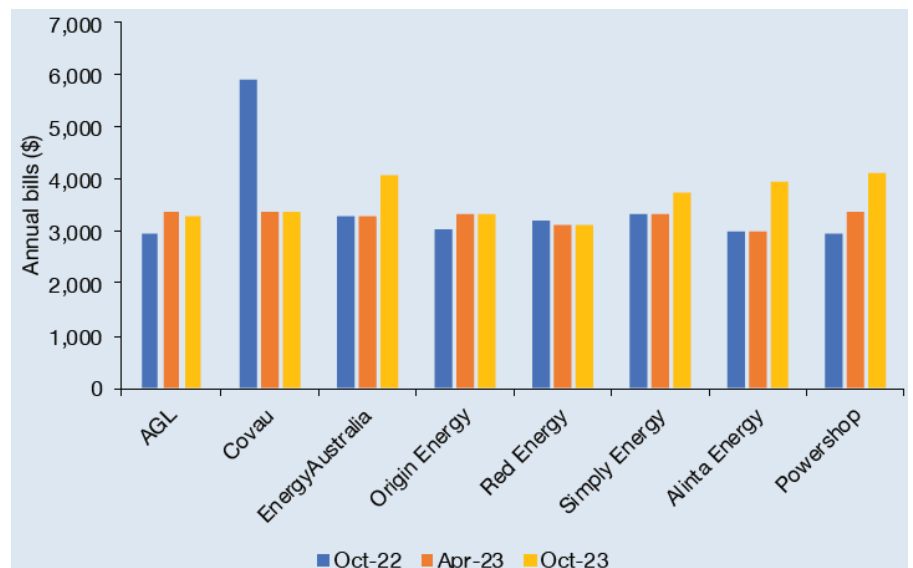


Chart 41: Annual gas bills in NSW, since April 2022, for SMEs using 100 GJ. GST inclusive.

[Read the full report here.](#)