

# *Analysis of small business retail energy bills in Australia*

Preliminary Report, October 2017

Small and Medium Enterprise (SME)  
Retail Tariff Tracker Project

Prepared by Alviss Consulting, with Energy Consumers Australia



**Disclaimer**

The energy offers, different energy plans (tariffs) and bill calculations presented in this report and associated workbooks should be used as a general guide only and should not be relied upon. The workbooks are not an appropriate substitute for obtaining an offer from an energy retailer. The information presented in this report and the workbooks is not provided as financial advice.

While we have taken great care to ensure accuracy of the information provided in this paper and the workbooks, they are suitable for use only as a research and analysis tool. We do not accept any legal responsibility for errors or inaccuracies. Alviss Consulting Pty Ltd does not accept liability for any action taken based on the information provided in this report or the associated workbooks or for any loss, economic or otherwise, suffered as a result of reliance on the information presented.

If you would like to obtain information about energy offers available to you as a customer, go to the relevant regulator's website or contact the energy retailers directly.

## Executive Summary

There is no doubt that the increases in energy costs can impact adversely on all businesses large or small, undermining their long-term profitability and ability to offer employment and support the prosperity of the Australian community. Energy Consumers Australia has a particular role in ensuring the voice of the consumer is heard, in particular residential consumers and small businesses.

Energy Consumers Australia initiated the Small and Medium Enterprise (SME) Retail Tariff Tracking Project (the Project) in April 2016, because we recognised the need to know more about the energy costs being faced by small businesses.

There are approximately 1 million businesses that are classified as small energy customers under various jurisdictional thresholds, that are based on kilowatt hour usage. Yet there is little evidence of what individually small business consumers might actually be paying for energy and how that is changing over time.

### **Stage 1 of SME Retail Tariff Tracker Project - April 2016, April 2017 (all major retailer offers)**

In the first stage of the stage of the Project, Energy Consumers Australia commissioned Alviss Consulting to collect information on the small business electricity and gas retail pricing offers available from all major retailers across Australia. These retail pricing offers were collected in April 2016 and April 2017, and included in a spreadsheet-based tool (the Workbooks). The Workbooks were developed to allow consumer advocates, and other interested parties, to compare prices and produce their own analysis of annual energy bills.

### **Stage 2 of SEM Retail Tariff Tracker Project - July 2017 (offers of AGL, Energy Australia and Origin only)**

In the second stage of this project Energy Consumers Australia with Alviss Consulting developed this Preliminary Report, to share our analysis of what the retail pricing offers could mean for small business' annual retail energy bills across Australia. Given the significance of the price increases that were introduced on 1 July 2017, in jurisdictions except Victoria (where prices are reset on 1 January each year), we also collected the details of the electricity and retail price offers of the three largest retailers, AGL, Origin and Energy Australia, and included analysis of this information in the Preliminary Report.

Energy Consumers Australia consulted widely with stakeholders in the development of the analysis in our Preliminary Report, including consumer advocates, business organisations representing small business in their membership, distribution network businesses, retailers, the Australian Energy Market Commission (AEMC), and the Australian Energy Regulator(AER). The assistance of these stakeholders has been invaluable in the development of this Preliminary Report.

We are now publishing this Preliminary Report and the Workbooks for the first time.

This report is preliminary for three reasons.

Energy Consumers Australia intends to consult more widely, including with the various small business commissioners and any other interested stakeholders and consumers, to obtain feedback on how this analysis is useful and may be informative about the actual experience of energy costs of small businesses across Australia.

In developing the analysis, assumptions have necessarily had to be made about the amount of electricity and gas small businesses may typically consume in a year. Small businesses, even more so than households, are very diverse when it comes to the energy they require for their business activities. This Preliminary Report provides an opportunity to provide us with feedback on the assumptions we have made.

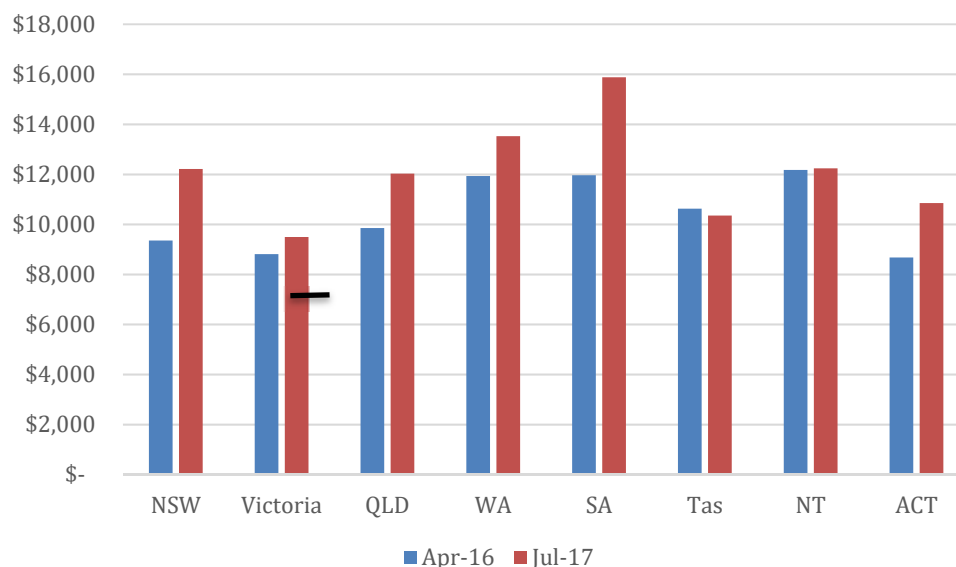
Finally, in the forthcoming Final Report we will provide our bill analysis based on the electricity and gas retail price offers on offer in October 2017 from all major retailers, not just the three largest retailers, that will incorporate the increases that have taken effect since 1 July 2017.

In the future, Energy Consumers Australia will collect retail pricing offers by all the major retailers, twice a year in April and October, and publish shortly after both a report and updated Workbooks.

#### Key findings

There were significant increases in typical annual small business electricity bills, in a number of jurisdictions where prices increased substantially on 1 July 2017. The increases were the most significant in South Australia (33%), NSW (31%), the ACT (25%), Queensland (22%) and Western Australia (13%). Retail prices will next be reset in Victoria on 1 January 2018, although some retailers in Victoria made changes mid-year (since 1 January 2017). These will be reported in the forthcoming Final Report that will include the offers of all major retailers, for both electricity and gas.

Chart ES 1 Changes in typical annual small business electricity bills

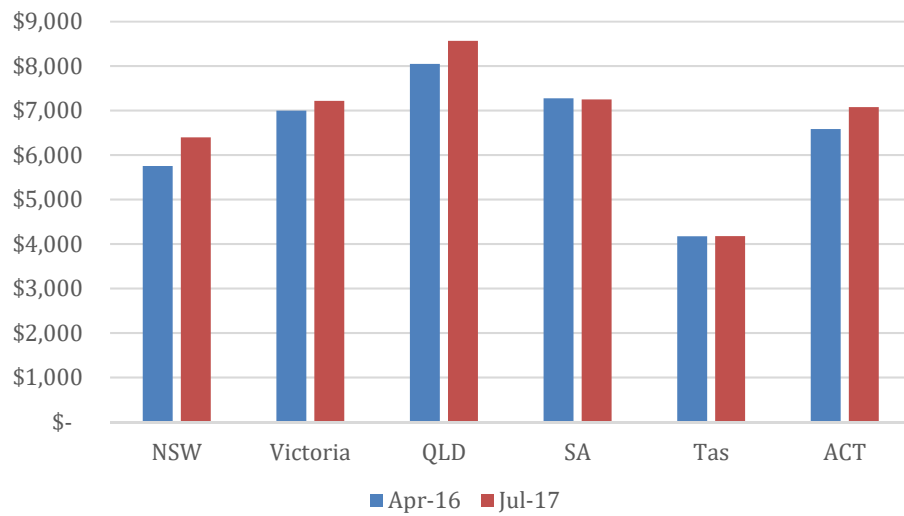


*Note: Assumes 40 MWh annual consumption, market offers and single rate. This consumption level is 15MWh above what medium business might typically consumer in Victoria (marked by bar) and 10MWh below what a medium business might consume in other jurisdictions.*

Typical annual gas bills have not changed as significantly over the same period as electricity bills, though the impact of rising electricity prices for dual fuel businesses will have been compounded. Annual gas bills increased in NSW (11%), the ACT (8%), Queensland (7%), and Victoria (3%). Gas bills were largely unchanged in South Australia and Tasmania.<sup>1</sup>

<sup>1</sup> Note that this analysis does not include Western Australia and Northern territory. Due to changes to the additional fees (i.e. the Retail Market Levy, Account fee and Account Administration fee) in recent years we have not been able to track changes to gas bills over time in WA. The annual bills presented in this report includes the Account Administration fee in the fixed supply charge). Natural gas is not commonly used by SMEs in the Northern Territory. Chart shows average market offer (including guaranteed discounts and pay on time discounts), based on the major retailers' offers, in each gas zone.

Chart ES 2 Changes in typical annual small business gas bills



Note: Assumes 250GJ except in Victoria (500GJ) and Tasmania (100GJ)

For further information on the SME Retail Tariff Tracker Project or feedback on the Preliminary Report contact [lynne.gallagher@energyconsumersaustralia.com.au](mailto:lynne.gallagher@energyconsumersaustralia.com.au).

## Table of Contents

1.	The Small and Medium Enterprise Retail Tariff-Tracking Project .....	1
2.	Energy costs for small and medium businesses .....	3
3.	About the energy market for small business customers.....	6
3.1	Small business customers in the energy retail market.....	6
3.2	Retail market offers .....	9
4.	Approach to estimating energy costs .....	13
4.1	Energy bills analysis and components of retail prices .....	13
4.2	Types of businesses and consumption levels .....	13
4.3	Assumptions about energy usage in this report.....	15
4.4	Bill calculations.....	17
5.	SME annual energy bills, post July 2017.....	18
5.1	Comparison of electricity and gas bills, based on 1 July 2017 retail prices .	18
5.2	Changes to electricity bills .....	21
5.3	Changes to gas bills.....	23
6.	Jurisdictional analysis (April 2016 – April 2017).....	26
6.1	New South Wales .....	29
6.1.1	NSW electricity bills April 2017 .....	30
6.1.2	NSW gas bills April 2017 .....	43
6.1.3	NSW bill changes from April 2016 to April 2017.....	47
6.2	Victoria.....	52
6.2.1	Victorian electricity bills April 2017 .....	53
6.2.2	Victorian gas bills April 2017 .....	75
6.2.3	Victorian bill changes from April 2016 to April 2017 .....	88
6.3	Queensland .....	94
6.3.1	Queensland electricity bills April 2017 .....	94
6.3.2	Queensland gas bills April 2017 .....	101
6.3.3	Queensland bill changes from April 2016 to April 2017.....	103
6.4	South Australia.....	105
6.4.1	South Australian electricity bills April 2017 .....	105
6.4.2	South Australian gas bills April 2017 .....	112
6.4.3	SA bill changes from April 2016 to April 2017 .....	114
6.5	Tasmania .....	116
6.5.1	Tasmanian electricity bills April 2017.....	117
6.5.2	Tasmanian gas bills April 2017 .....	119

6.5.3	Tasmanian bill changes from April 2016 to April 2017 .....	120
6.6	Australian Capital Territory (ACT).....	122
6.6.1	ACT electricity bills April 2017 .....	122
6.6.2	ACT gas bills April 2017.....	126
6.6.3	ACT bill changes from April 2016 to April 2017.....	128
6.7	Western Australia and Northern Territory .....	130
6.7.1	Western Australia and Northern Territory electricity bills April 2017	130
6.7.2	Western Australian gas bills April 2017 .....	132
6.7.3	WA and NT bill changes from April 2016 to April 2017.....	133
	Appendix A - Bill analysis for low and high consumption businesses.....	134
A.1	New South Wales (NSW) .....	134
A.1.1	NSW electricity bills April 2017 .....	134
A.1.2	NSW gas bills April 2017 .....	137
A.2	Victoria.....	140
A.2.1	Victorian electricity bills April 2017 .....	140
A.2.2	Victorian gas bills April 2017.....	146
A.3	Queensland.....	154
A.3.1	Queensland electricity bills April 2017 .....	154
A.3.2	Queensland gas bills April 2017 .....	156
A.4	South Australia.....	157
A.4.1	South Australian electricity bills April 2017 .....	157
A.4.2	South Australian gas bills April 2017 .....	158
A.5	Tasmania .....	159
A.5.1	Tasmanian electricity bills April 2017.....	159
A.5.2	Tasmanian gas bills April 2017 .....	160
A.6	Australian Capital Territory (ACT).....	162
A.6.1	ACT electricity bills April 2017 .....	162
A.6.2	ACT gas bills April 2017.....	163
A.7	Western Australia (WA) and the Northern Territory (NT) .....	164
A.7.1	WA and NT electricity bills April 2017 .....	164
A.7.2	WA gas bills April 2017 .....	165
	Appendix B .....	166



## **1. The Small and Medium Enterprise Retail Tariff-Tracking Project**

Energy Consumers Australia initiated the Small and Medium Enterprise (SME) Retail Tariff Tracking Project (the Project) in April 2016, because we recognised the need to know more about the energy costs being faced by small businesses. We estimate that there are 1 million businesses that are classified as small customers under various jurisdictional thresholds across Australia, yet there is little evidence of what individually small business consumers might actually be paying for energy and how that is changing over time.

### **Stage 1 of the SME Retail Tariff Tracker Project – April 2016, April 2017 (all major retailer offers)**

In the first stage of the stage of the Project, Alviss Consulting collected small business electricity and gas retail pricing offers across Australia and developed a spreadsheet-based tool (the Workbooks) that allows consumer advocates, and other interested parties, to compare prices and produce their own analysis of annual energy bills.

The Workbooks (for each jurisdiction) provide the details of the electricity and gas retail prices offered by all the major retailers for a range of different energy plans (tariffs) in mid-April 2016 and mid-April 2017. Though we collect information on “standing offers” for the purposes of our analysis, the Workbooks include only the details of market offers. This is because most small business consumers, though not all, will be on market offers. The Workbooks will any user to enter consumption levels based on their experience or judgement and calculate what this means for annual energy bills, for each jurisdiction. The Workbooks are available from the Energy Consumers Australia website ([here](#)).

### **Stage 2 of the SME Retail Tariff Tracker Project – July 2017 (AGL, Origin and Energy Australia offers only)**

In the second stage of this project Energy Consumers Australia and Alviss Consulting developed this Preliminary Report, to share our analysis of what the retail pricing offers meant for SMEs annual retail energy bills across Australia. Given the significance of the price increases that were introduced on 1 July 2017, in jurisdictions except Victoria, we also collected the details of the electricity and retail price offers of the 3 largest retailers, AGL, Origin and Energy Australia, and included analysis of this information in the Preliminary Report.

Energy Consumers Australia consulted widely with stakeholders in the development of the analysis in our Preliminary Report, including consumer advocates, business organisations representing small business in their membership, distribution network businesses, retailers, the Australian Energy Market Commission (AEMC), and the Australian Energy Regulator(AER). The assistance of these stakeholders has been invaluable in the development of this Preliminary Report.

This report is preliminary for three reasons.

### *Consultation*

Energy Consumers Australia intends to consult more widely, including with the various small business commissioners and any other interested stakeholders and consumers, to obtain feedback on how this analysis is useful and may be informative about the actual experience of energy costs of small businesses across Australia.

### *Assumptions*

In developing the analysis, assumptions have necessarily had to be made about the amount of electricity and gas small businesses may typically consume in a year as there is little public information on the amount and patterns of use of small businesses. What we do know is that small businesses, even more so than households, are very diverse when it comes to the energy they require for their business. Climate, the availability of gas as well as electricity, and whether the business requires energy for heating, cooling or refrigeration or for operating energy intensive machinery all have an impact on consumption. This Preliminary Report provides an opportunity to provide us with feedback on the assumptions we have made.

### *Final Report will include all major retailer offers after 1 July 2017*

In the Final Report we will provide our bill analysis based on the electricity and gas retail price offers on offer in October 2017 from all major retailers, not just the three largest retailers, that will incorporate the increases that have taken effect since 1 July 2017.

In making the analysis in this Preliminary Report available at this time, we have contributed to the evidence being considered by the ACCC in its current Inquiry into Electricity Supply and Pricing.

In the future, Energy Consumers Australia will collect retail pricing offers by all the major retailers, twice a year in April and October, and publish both a report and updated Workbooks.

As we collect more data over time we expect that the Project to highlight issues and trends in relation to retail prices, movements in the components of the retail price such as network charges, supply charges, discounting etc. Our expectation is that in each successive report the analysis and reporting will evolve, while continuing to build the evidence base on the energy costs facing small business. Over time, we are hoping that new, richer information will come to light on the differences in energy costs experienced by businesses across a range of industries, and this will be incorporated in our analysis and reporting.

## 2. Energy costs for small and medium businesses

### Australian Bureau of Statistics Information

Annually businesses across Australia are spending close to \$70 billion on energy, of which around \$27 billion is being spent on electricity and gas. Small and medium enterprises (SMEs), those with fewer than 200 employees, in total account for \$10 billion of the total spending annually on electricity and gas.<sup>2</sup>

The costs of energy for SMEs across Australia has significant implications for economic growth and jobs, given that together SMEs contribute over 55% of the industry value added in the Australian economy.<sup>3</sup>

In South Australia, for example, irrigators have raised concerns about the impact the high cost of electricity has on their global competitiveness.<sup>4</sup> In Queensland, the Chamber of Commerce and Industry has voiced similar concerns about electricity prices and stated their belief that “small businesses are becoming disillusioned by the energy sector”.<sup>5</sup> In Tasmania, the Small Business Council commissioned a study into the Tasmanian gas market in order to assess its impact on small businesses, including the impact of the forecast increase in gas prices.<sup>6</sup>

More recently, stakeholders such as the Australian Chamber of Commerce and Industry, National Irrigators, Business SA, Chamber of Commerce and Industry Queensland and the NSW Business Chamber have drawn attention to the impacts of energy costs in their submissions to the Australian Competition and Consumer Commission’s (ACCC) Electricity Supply and Prices Inquiry.

---

<sup>2</sup> ABS 4660, *Energy Use, Electricity Generation and Environmental Management, Australia 2014-15*, July 2016

<sup>3</sup> Statistical snapshot: small business contribution to economic performance in Australia, Parliamentary Research Paper Series, 2015-16 at [http://www.aph.gov.au/About\\_Parliament/Parliamentary\\_Departments/Parliamentary\\_Library/pubs/rp/rp1516/Perform](http://www.aph.gov.au/About_Parliament/Parliamentary_Departments/Parliamentary_Library/pubs/rp/rp1516/Perform)

<sup>4</sup> ABC, *SA Power bills fight taken to Australian Competition Tribunal*, 1 June 2016 at <http://www.abc.net.au/news/2016-06-01/sa-energy-regulator-power-prices-appeal/7468000>

<sup>5</sup> The Sunshine Coast Daily, *Shocking: Power bills to go up in regional Queensland*, 31 May 2016 at <http://www.sunshinecoastdaily.com.au/news/power-bills-to-go-up-in-QLD/3036448/>

<sup>6</sup> ABC, *Tasmania’s gas market could collapse without Government help, report finds*, 22 August 2016 at <http://www.abc.net.au/news/2016-08-22/gas-market-could-collapse-without-government-help/7775082> and report available at <http://www.tsbc.org.au/wp-content/uploads/2016/08/TSBC-Report-Tasmanian-Gas-Market-August-2016-Final-v3.1.pdf>

While it is clear that there are significant concerns amongst the business sector, and the wider community, about energy costs there is little evidence on an ongoing basis of how much individual businesses, and in particular SMEs, are actually paying.

### **Small business customers in energy markets**

One source of information is from the Australian Energy Regulator (AER), which uses information periodically on its Energy Made Easy website to calculate the potential impact of its regulatory determinations on small businesses. For example, in the most recent decision for AusNet Services in Victoria the AER estimated an annual electricity bill for a small business of \$4,155 in 2015 based on consumption of 10 megawatt hours (MWh).<sup>7</sup>

The Bi-Partisan Review into Electricity and Gas Retail Markets (the Thwaites Review) which reported in August 2017, also undertook analysis of annual small business electricity and gas bills in Victoria. The Thwaites Review reported an annual bill for electricity for small business of \$2,944 for offers available in May 2017 (using the same level of consumption of 10 MWh as the AER).<sup>8</sup> The Thwaites Review reported also on annual gas bills for small businesses in Victoria, given its importance as a fuel for small business in Victoria. The Review found that annual gas bills for small business are \$7,425, for consumption of 500 gigajoules (GJ).

In his speech *“Shining a light: Australia’s gas and electricity affordability problem”*, the ACCC Chairman, Mr Rod Sims, referred to the negative experience of small businesses of rising energy costs (see Box). As well as For consistency throughout the remainder of this report we will refer to small business customers as SMEs. As well as the current Retail Electricity Pricing Inquiry, the ACCC is currently tasked with monitoring retail gas prices and availability.

---

<sup>7</sup> This assumes the small business is on a standing offer, includes metering costs and consumption of 10MWh annually. The analysis can be found at <https://www.aer.gov.au/networks-pipelines/determinations-access-arrangements/ausnet-services-sp-ausnet-determination-2016-20>

<sup>8</sup> These estimated bills are based on median “market” and “standing” offers. The Final Report and the CME bills analysis reports can be found at <https://engage.vic.gov.au/review-electricity-and-gas-retail-markets-victoria>.

### **Australia's gas and electricity affordability problem – the impact on small business**

*Australia has many manufacturing plants that use gas as a feedstock or as an essentially irreplaceable source of energy. Industrial gas users made up around 46% of domestic gas sales in 2016. The manufacture of explosives, glass, paper, steel, fertiliser, chemicals to name a few.*

*The future of these plants' investments, and sometimes the future of the plant itself, is at stake. Indeed, the ACCC spoke to well over 20 C&I gas users and over a third were actually considering either reducing production or closure due to high gas prices. Jobs will often be lost in regions where new jobs will be hard to find.*

*It is hard to be a manufacturer in Australia. High wages, a fluctuating exchange rate and often high compliance costs reinforce this.*

*But while firms come and go it would be sad to see firms fail just because our east coast gas market is dysfunctional. There are many cases of firms facing a doubling or even tripling in electricity prices in their most recent offers over the last 12-24 months, as companies come off 3-5 year contracts. Often electricity is at least 5% of total costs, and firms that are in the traded goods sector cannot pass on these cost increases.*

*Small businesses are under significant pressure from rising electricity prices. One retail grocer with multiple sites saw an increase of over 50% in their monthly bill, even after taking many energy efficiency measures. Given the thin margins in the industry, the business will need to lose the equivalent of 12 full-time jobs to offset the costs.*

*Many medium-sized food and non-food manufacturers have seen electricity prices increase by 20% recently or by 100% or more over the last five years. Some had only 1-2 offers for supply; some are so desperate they are buying directly from the spot market, or are considering doing so, which is extremely risky.*

***Shining a light: Australia's gas and electricity affordability problem, 20 September 2017***

### **3. About the energy market for small business customers**

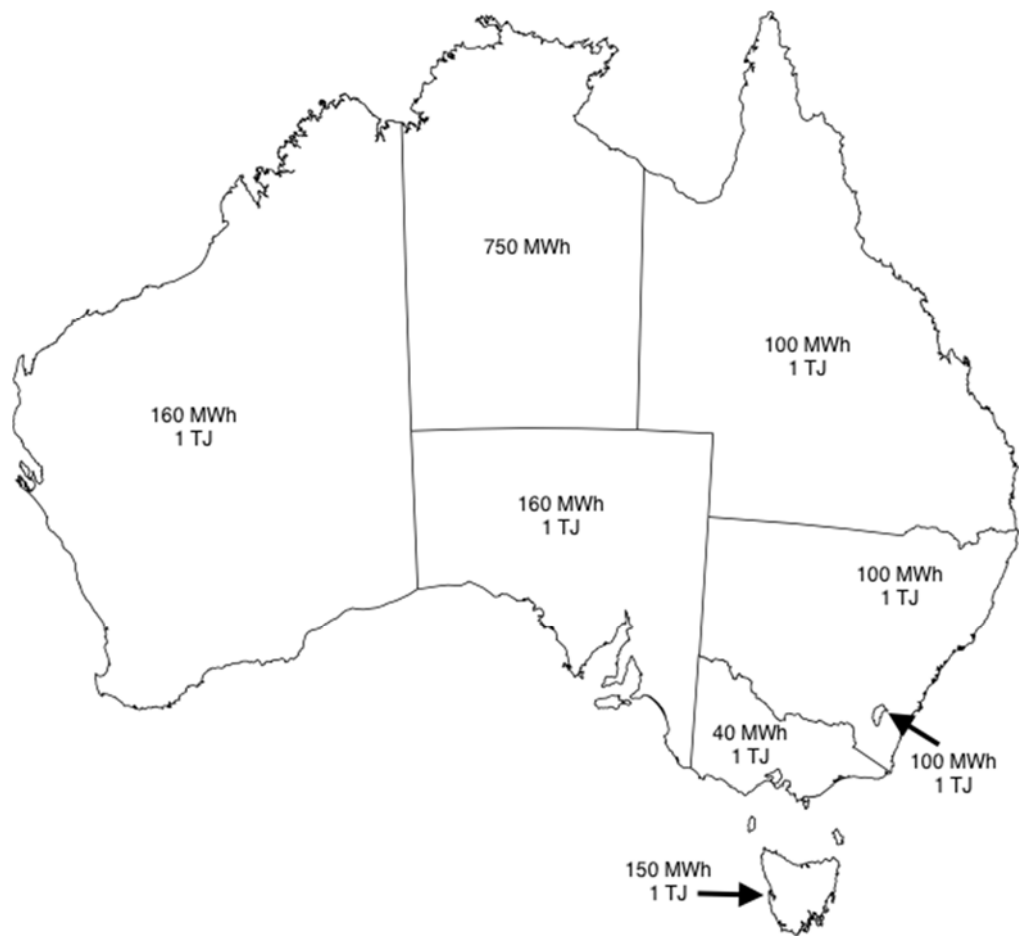
#### **3.1 Small business customers in the energy retail market**

##### **Definition of small business customer**

This report presents an analysis of energy offers available to small business customers across Australia. Customer protections and obligations for retailers to publish energy offers apply to all 'small customers' defined by their maximum annual energy consumption.

The 'small customer' group consists of both residential and business (or commercial) customers using less than 1,000 GJ of gas per annum in each state and territory. For electricity, the maximum threshold varies from 40 MWh in Victoria to 160 MWh in South Australia in the National Electricity Market. The thresholds are 750 MWh in the Northern Territory and 160MWh in Western Australia. These maximum consumption thresholds are historical reflecting State Government decisions about the need for protection of small businesses. The thresholds for these small business customers in each jurisdiction are shown in Figure 1.

**Figure 1** Maximum annual electricity and gas consumption for ‘small customers’ in Australia



Businesses that have an annual consumption above these thresholds are expected to negotiate individual contract terms with the retailers, and there is therefore no obligation for retailers to publish offers. However, stakeholder feedback received in relation to this project indicates that many medium sized businesses with consumption above the thresholds can find it also difficult to compare prices and negotiate offers.

### Number of small business customers

For consistency throughout the remainder of this report we will refer to small business customers as SMEs.

#### *Electricity customers*

There are approximately 1 million small business electricity customers in Australia. Table 1 below shows small business electricity customer numbers by network area.

**Table 1** Estimated number of SME electricity customers in each network

Network	Approximate number of SME customers
Jemena (VIC)	25,000
Citipower (VIC)	51,000
Powercor (VIC)	97,500
AusNet Services (VIC)	69,000
United Energy (VIC)	55,000
Essential Energy (NSW)	93,000
Endeavour Energy (NSW)	79,000
AusGrid (NSW)	149,000
Energex (QLD)	112,000
Ergon (QLD)	103,000
ActewAGL (ACT)	14,000
TasNetworks (TAS)	36,000*
SA Power Networks (SA)	95,500
Western Power (WA)	94,000^
Horizon Power (WA)	10,000^
PowerWater (NT)	10,000**
<b>Total</b>	<b>1,053,200</b>

Based on numbers of connections that are “non-residential customers not on demand tariff” and as reported to AER as part of the RIN data.

\* Based on figures provide by Aurora Energy

^ Includes all business customers

\*\* Estimated number based on proportions being similar to northern WA



## *Gas customers*

In terms of gas customers, it is more difficult to estimate the number of small business customers.

Not all regulators report separately on small business customer numbers, instead preferring to report on all 'small customers' as a group. As the penetration of reticulated gas varies significantly between jurisdictions, however, the number of small business gas customers in each jurisdiction reflects gas penetration as well as the size of the jurisdiction and commercial activity more generally. In Victoria, for example, there are approximately 60,000 small business gas customers while there are only approximately 700 in Tasmania. In Western Australia, the largest gas retailer, Alinta, has approximately 6,400 small business customers.<sup>9</sup>

### **3.2 Retail market offers**

In jurisdictions with full retail competition (FRC), SME customers may be on a standard retail contract (also called a standing offer) or a market contract. Only SME customers that have not switched their retailer or their plan after FRC was introduced in the relevant jurisdiction would currently be on a standing offer.<sup>10</sup>

#### *Electricity market retail contestability and regulated offers*

Some jurisdictions also have regulated electricity and/or gas offers. Regulated electricity retail prices are currently available in the ACT, the Northern Territory, Tasmania, Queensland (Ergon network only) and Western Australia. Western Australia is the only jurisdiction that regulates gas retail prices. In jurisdictions with retail regulation the standard contract offer is based on the regulated rate while retailers determine the rates for their standard contract offers in the other jurisdictions.

All retailers determine the rates, as well as various incentives or inducements, for their market offer products.

---

<sup>9</sup> The Victorian customer number is from Essential Services Commission, *Energy Retailers Comparative Performance Report – Pricing*, 2014-15, 36, the Tasmanian number is from Goanna Energy, *The Tasmanian Gas Market - Building the Pipeline to Opportunities*, August 2016, 8 and Alinta's (WA) number is based on their Gas Annual Performance Report 2013/14 (at <https://alintaenergy.com.au/Alinta/media/Documents/Alinta-Sales-GTL9-Gas-Annual-Performance-Report-2013-14.pdf>.)

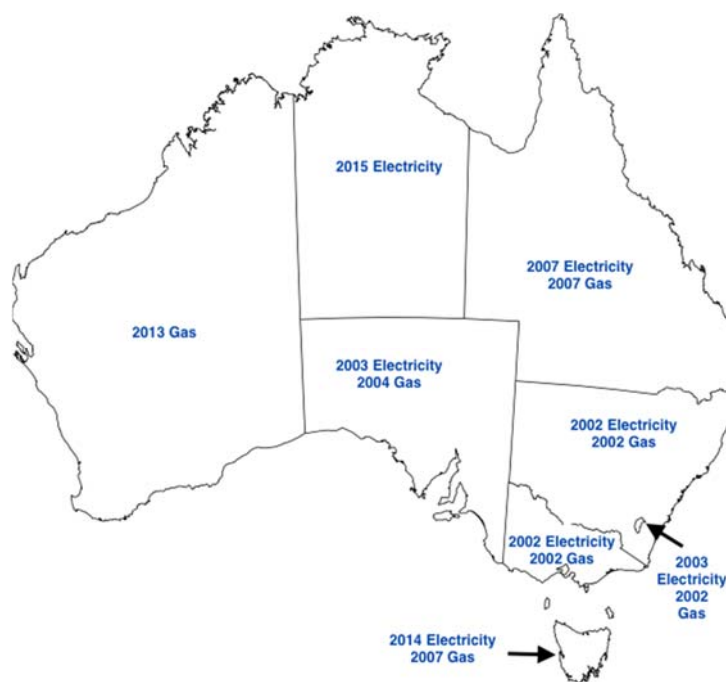
<sup>10</sup> Small customers in Tasmania (including small business customers with less than 150 MWh annually) who have moved to a market offer are still able to revert to the regulated standing offer.

Western Australia is the only jurisdiction in Australia that has not introduced FRC in its electricity retail market. The Western Australian government is, however, currently undertaking an electricity market review with the expectation that FRC will be introduced in the near future.<sup>11</sup> The Northern Territory is the most recent jurisdiction to introduce FRC through the establishment of the Interim Northern Electricity Market (I-NTEM) in May 2015. The I-NTEM has opened up for retail competition in the Darwin-Katherine region.

#### *Gas market retail contestability*

All of the jurisdictions have introduced FRC for their retail gas markets.<sup>12</sup> Victoria, NSW and the ACT opened up for competition in 2002. In 2013 competition was introduced in Western Australia by allowing Kleenheat to compete with Alinta for gas customers. In Tasmania, reticulated gas was not available prior to 2006 so the competitive market was a new market. Figure 2 below shows the year FRC commenced in the various jurisdictions.

**Figure 2** Year jurisdictions introduced FRC



<sup>11</sup> See

[https://www.finance.wa.gov.au/cms/uploadedFiles/Public\\_Uilities\\_Office/Electricity\\_Market\\_Review/Information-Paper-Full-Retail-Contestability-Project.pdf](https://www.finance.wa.gov.au/cms/uploadedFiles/Public_Uilities_Office/Electricity_Market_Review/Information-Paper-Full-Retail-Contestability-Project.pdf) and <https://thewest.com.au/politics/state-politics/why-synergy-power-bills-could-rise-by-15-per-cent-ng-b88481271z>

<sup>12</sup> Note that this report does not cover gas retail market in NT due to the low penetration of gas amongst SME customers in the jurisdiction.

### Small business customers' energy retail contracts

While most regulators do not separately report on residential and commercial 'small customer' contracts, data from Victoria shows that there is a higher proportion of SME customers on a standard contract compared to residential customers. In Victoria, 17% of SME electricity customers and 23% of SME gas customers are on a standard contract compared to 9 and 11% of residential customers.<sup>13</sup>

It is unknown what the barriers might be to a higher proportion of SMEs being on market contracts in Victoria or in other jurisdictions.

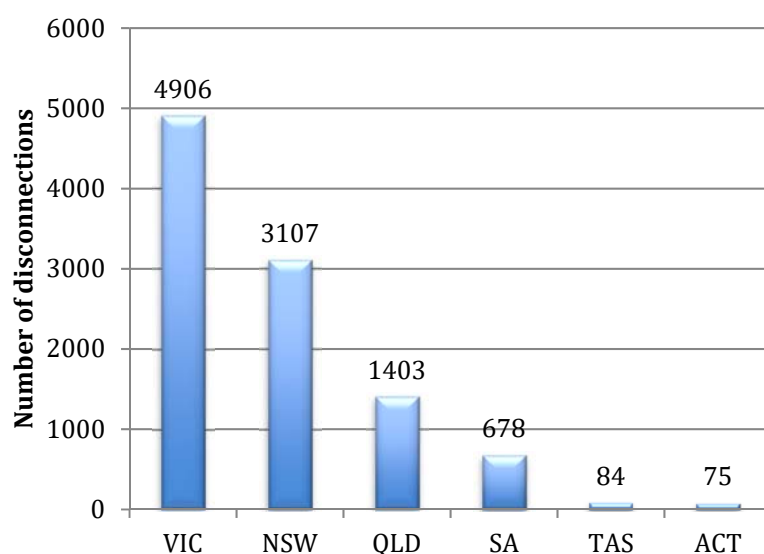
One contributing factor may be an SME customer having an outstanding debt.

Data from the AER shows that approximately 6% of SME customers in NSW and the ACT have outstanding debt on their gas account and approximately 3.5% of SME electricity customers in South Australia and the ACT have debt outstanding.<sup>14</sup>

### Small business disconnection rates

Rising energy costs could be expected to impact on the rate of disconnections of small businesses due to non-payment.

**Chart 1** Number of SME electricity customers disconnected for non-payment



<sup>13</sup> ESC, *Energy Retailers Comparative Performance Report – Pricing 2014-15*, January 2016, xviii

<sup>14</sup> As of 31 December 2015. AER, *Energy Debt - quarterly update*, Reference D16/26036 at <https://www.aer.gov.au/retail-markets/retail-statistics/2015-16-q2-small-business-customers-with-an-energy-debt-by-jurisdiction>

Current rates of disconnection are reported by the AER and the Essential Services Commission of Victoria. In Victoria for example there is a relatively high number of SMEs disconnected from electricity due to non-payment, with approximately 1.9% of SME customers were disconnected for non-payment in 2014/15 compared to 1.45% of residential customers. Chart 1 shows number of SME customers disconnected for non-payment in NEM jurisdictions in 2015/16 (sourced from the AER) and in Victoria in 2014/15.<sup>15</sup> Given the estimates of the numbers of small business (above), these disconnection rates are low in percentage terms.

---

<sup>15</sup> Based on ESC, *Energy Retailers Comparative Performance Report – Customer Service 2014-15*, May 2016 and AER data on Small business customers – disconnections 2015/16. References: D15/7510, D15/7511, D15/7512, D15/7514, D15/181631 at <https://www.aer.gov.au/retail-markets/retail-statistics>

## **4. Approach to estimating energy costs**

### **4.1 Energy bills analysis and components of retail prices**

When analysing the impact retail pricing changes have on customers' energy bills it is important to be mindful of the various cost components bills are made up of (the bill stack), as well as demand side characteristics such as consumption levels and patterns, and how all these factors may influence the cost of energy.

Firstly, energy bills are made up of three key components: competitive market costs, network costs and 'green scheme' costs. According to the Australian Energy Regulator (AER), the competitive electricity market (wholesale costs, retail costs and retail margins) accounts for 40-50% of small customers' electricity bills, the regulated network cost is 40-55%, and 5-15% are 'green scheme' costs.<sup>16</sup> For gas, the wholesale component typically accounts for less than 20% of the total bill, except for in the ACT and Victoria where network costs are lower, and network costs are between 30-70%.<sup>17</sup> According to these figures, the size of the various bill stack components vary significantly between jurisdictions.

The regulated electricity network costs include the transmission use of system charge and the distribution use of system charge, as well as the cost of meters, meter reads and other ancillary services. Retailers package the costs of electricity supplied to customers, together with the network and other costs into a bundled retail offer.

All these components influence changes to energy costs and customers' bills. For example: generation costs vary according to fuel sources used and supply and demand; transmission and distribution costs can go up due to approved network upgrades; retail costs or pricing strategies will be influenced by how well the retailer has managed risk (i.e. their hedging contracts) and effectiveness of competition and other cost inputs the retailers have to manage.

### **4.2 Types of businesses and consumption levels**

Small business customers are a very heterogeneous customer group in terms of consumption levels, consumption patterns and fuel mix. While households certainly vary in terms of consumption levels and patterns as well, the type of business being conducted can arguably have a much greater impact on consumption, and thus costs. A small office based business largely operating during business hours will have very different consumption level and usage pattern to a restaurant that is open seven days a week and with peak operating hours during the evening.

---

<sup>16</sup> AER, *State of the Energy market 2017*, 127.

<sup>17</sup> Ibid, 129.

Currently there is limited information on the energy usage of SMEs throughout the day, over a week and throughout the year.

Business SA has produced information on the annual levels of electricity consumption by a number of small business in South Australia, as part of a project it undertook to assess the impact of proposed changes to network pricing arrangements (Table 2).<sup>18</sup>

*Table 2 Case studies (16 South Australian small businesses)*

Industry sector	Annual consumption (kWh)	Estimated max demand (kW)
Medical	42,274	20
Retail/wholesale trade	42,350	16
Hospitality and tourism	42,541	20
Medical	44,864	22
Manufacturing	46,072	29
Admin and support services	48,146	30
Medical	49,508	26
Manufacturing	53,289	44
Manufacturing	63,719	18
Winery	70,104	55
Retail/wholesale trade	75,838	22
Retail/wholesale trade	83,206	60
Winery	85,111	41
Winery	88,702	147
Retail/wholesale trade	150,701	75
Winery	159,626	112

*Source: Analysis of impacts of SAPN's 2017-2020 Tariff Structure Statement (TSS) on South Australian SME Businesses, Submission to AER Issues Paper, June 2016*

Information on annual energy consumption is also available from participants that are registered as part of the National Greenhouse and Energy Report (NGER) Scheme. Table 3 shows examples of a number of specific businesses that report their emissions reductions from which can be calculated their electricity usage.

<sup>18</sup> The submission to the AER from Business SA can be found at <http://energyconsumersaustralia.worldsecursystems.com/grant-archive/787>

*Table 3 Case studies small businesses in the NGER Scheme*

Business or Local council	MWh	Activity
AUSCAN HOLDINGS PTY LIMITED	56	Produces medical cannabis
DIAMANTINA HOLDING COMPANY PTY LIMITED	87	Involved in the running of a power station in Mt Isa
FQM AUSTRALIA HOLDINGS PTY LTD	36	Operates Nickel mine
QGC MIDSTREAM INVESTMENTS PTY LTD	53	Midstream processing of Shell LNG plant
SARACEN MINERAL HOLDINGS LIMITED	86	Operates 2 gold mines
SOJITZ COAL RESOURCES PTY LIMITED	29	Operates 1.5 coal mines
WAGGA WAGGA CITY COUNCIL	36	City council

We are collaborating with electricity distribution network businesses, including Energy Queensland and Western Power, as well as retailers such as Flow Power to better understand the patterns of use for different small businesses.

As part of the Small and Medium Enterprise (SME) retail tariff-tracking project, in the medium term, we aim to gather information on the various small business energy needs and usage patterns, to inform our energy bills analysis so that it better reflects the experiences of small business in different sectors and across different jurisdictions in Australia. We therefore hope that this report will trigger interest in the issues pertaining to small business energy customers and start a dialogue amongst stakeholders that will inform this project, as well as Energy Consumer Australia's work more broadly.

### **4.3 Assumptions about energy usage in this report**

At the outset, it is important to emphasise that the tariff-tracking tool (the Workbooks) allows a user to nominate consumption level as well as peak/off-peak proportions to undertake their own analysis of energy bills based on their knowledge of their small business usage. At this stage, our intention is to make Workbooks available for retail market offers, but not standing offers.

In this Preliminary Report, we have undertaken a limited analysis of SME energy bills, based on retail offers in place on 1 July 2017, and a more detailed granular analysis that compares annual bills for electricity and gas for low, medium and high energy consumption levels based on April 2017 retail offers, compared with April 2016.

#### **Analysis of small business energy bills, based on 1 July 2017 retail pricing offers**

In this Preliminary Report, the analysis of energy bills is based on 1 July 2017 retail prices offered by the three largest energy retailers being AGL, Origin and Energy Australia.

**In the Final Report to be published in November 2017, we will repeat the analysis (potentially in a different format) using the retail pricing offers of all of the major retailers. We will compare retail offers of all major retailers after 1 July 2017, collected in October 2017, and before 1 July 2017.**

For the analysis in this report of small business annual energy bills, based on 1 July 2017 retail prices, we have assumed a “standard” electricity and gas consumption level to enable a like for like comparison across Australia. We chose a standard annual consumption level of 40,000 kWh per annum, with the same rate charged for usage all day (which is known as a single rate tariff) and for gas we have used a standard annual consumption level of 250 GJ per annum.

However, consumption levels vary significantly between jurisdictions due to factors such as industry structure, climate and fuel mix. In Victoria, for example, gas penetration is high and this means that many businesses use gas for purposes that Tasmanian businesses, for example, are more likely to use electricity. Overall, an assumed standard annual electricity consumption of 40,000 kWh is high in Victoria and probably somewhat lower than average in other jurisdictions. An assumed standard annual gas consumption of 250 GJ, on the other hand, is low for Victoria<sup>19</sup>, could be typical for the ACT, parts of NSW and Southern Australia, and high for Queensland, Western Australia and Tasmania for SMEs.

## **Feedback**

As there is limited information available about small business’ energy consumption in Australia, we stress that these assumed consumption levels are yet to be verified and that we appreciate any feedback that could assist us in establishing more meaningful assumptions for future reports. One suggestion that has already been proposed is that for electricity we assume annual consumption of 10,000 kWh and 40,000 kWh, while it remains unclear what might be more appropriate for annual gas consumption whose use can be highly seasonal.

## **Comparison of small business annual energy bills, by jurisdiction**

In this Preliminary Report, the granular analysis across jurisdictions, compares annual energy bills for SMEs based on retail pricing on offer in April 2017, compared with April 2016. We will repeat this analysis in the Final Report, comparing bills based on all major retailer offers post 1 July 2017, with offers pre 1 July 2017 (April).

Our intention in undertaking the jurisdictional analysis is to present more information on the components of the bill, in particular changes in the network costs component. We will also present analysis in the Final Report of the changes in the fixed charge (or supply charge) component in annual retail bills.

---

<sup>19</sup> Note that in the Thwaites Review the annual gas consumption for SMEs was assumed to be 500 GJ.



In the jurisdictional analysis, assumptions are made about the plausible low, medium and high consumption levels in order to present a range of SME annual energy bills. In the main body of this report we reference the annual bills for the medium consumption level, while the analysis for the low and high consumption levels is set out in Appendix A. In this analysis, we have also calculated bills across a range of energy plans or tariff types, not just the single rate, and looked at discounts, and network cost components.

#### **4.4 Bill calculations**

Energy offers are made up of numerous rates and charges (i.e. peak rates, off peak rates and supply charges). Energy offers may also have guaranteed discounts, or conditional discounts. Annual bills, inclusive of guaranteed discounts, pay on time discounts and GST, have been calculated for all retail offers.<sup>20</sup> When the report refers to the average bill for a jurisdiction or a network, it refers to the average (arithmetic mean) bill based on all relevant retailers. We do not have sufficient information on which to weight retailers offers by the individual retailers' customer numbers (market share).

---

<sup>20</sup> Appendix B contains a list of all offers used for this report.

## 5. SME annual energy bills, post July 2017

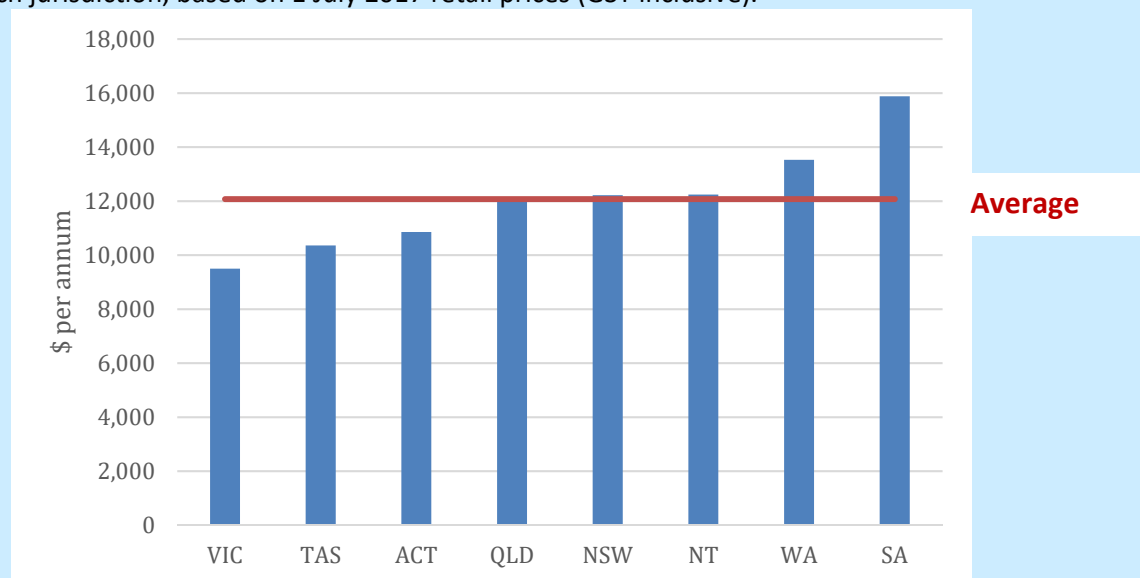
This section highlights differences to annual bills (based on assumed consumption levels) across Australia. It also analyses recent changes to electricity and gas bills for small business customers in Australia.<sup>21</sup>

### 5.1 Comparison of electricity and gas bills, based on 1 July 2017 retail prices

#### Annual electricity bills

Chart 2 shows estimated annual electricity bills for SMEs that consume 40,000 kWh per annum across all states and territories. South Australian businesses with this consumption level will typically have an annual electricity bill of almost \$15,900, while Victorian businesses will pay approximately \$9,500.

**Chart 2** Estimated average **electricity** bill for SMEs using 40,000 kWh (single rate) per annum in each jurisdiction, based on 1 July 2017 retail prices (GST inclusive).<sup>22</sup>



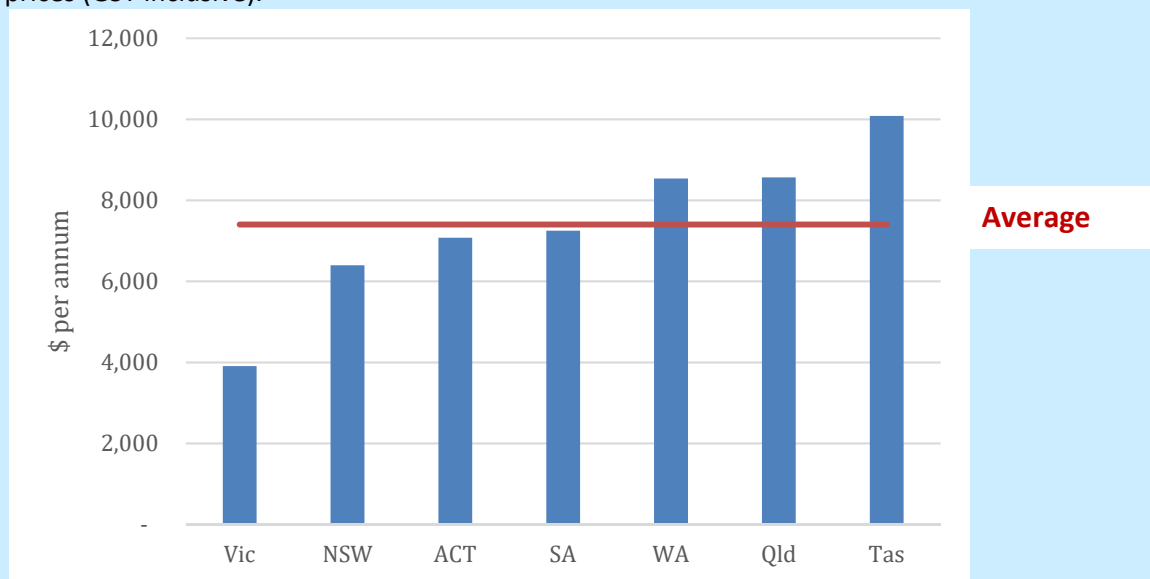
<sup>21</sup> The analysis in this section is based on the following retailers' electricity market offers (or regulated offer where applicable): ActewAGL, Energy Australia and Origin Energy in the ACT, AGL, Energy Australia and Origin in NSW, South East Queensland, South Australia and Victoria, Aurora Energy in Tasmania, Horizon and Synergy in Western Australia and Jacana in the Northern Territory.

<sup>22</sup> Based on offers available post 1 July 2017. Major retailers' average market offer (including guaranteed discounts and pay on time discounts) for each network area. In areas where the major retailers offer regulated rates (Aurora Energy in Tasmania, Ergon in Queensland, PWC in the Northern Territory and Horizon Energy/Western Power in Western Australia) there are no additional discounts applied.

While Chart 2 provides a like for like comparison, it does not take into account differences in consumption levels between the jurisdictions. For example, given the use of gas in Victoria for example, typical bills for medium annual electricity consumption of 25,000 kWh would mean bills that are significantly lower. These differences are considered in the jurisdictional analysis in Section 6. Chart 3 shows estimated annual gas bills for SMEs that consume 250 GJ per annum across all states and territories.

### Annual gas bills

**Chart 3** Estimated average gas bill for SMEs using 250 GJ per annum, based on 1 July 2017 retail prices (GST inclusive).<sup>23</sup>



Note that adjusting Chart 2 for the typical consumption levels in Tasmania and Victoria, would show an annual Tasmanian gas bill of around \$4,000 and an Victorian gas bill of around \$7,000 (as shown in Chart ES 2).

On a like for like usage comparison, Tasmanian businesses with this consumption level will typically have an annual gas bill of almost \$10,100 while businesses in Melbourne pay \$3,900 per annum.

However, as for electricity consumption, jurisdictional differences can impact a typical bill.

<sup>23</sup> Based on offers available post 1 July 2017. Major retailers' average market offer (including guaranteed discounts and pay on time discounts) for each state. In Queensland the bill estimate is based on offers available in the Brisbane North and Brisbane South pricing zones, in NSW it is based on offers available in the Jemena/Sydney pricing zone, in Victoria it is based on offers available in the four metropolitan pricing zones and in Western Australia it is based on the offer available in the South West zone.

While in Chart 3 the analysis suggests that SME annual gas bills in Tasmania are the highest nationally based on prices on 1 July 2017, the assumed consumption of 250GJ is too high. In Appendix A, Section A.5.2 the SME annual gas bills based on the low consumption level of 100GJ – which would be more typical in Tasmania - is shown to be on average \$4,320, based on April 2017 retail gas prices.

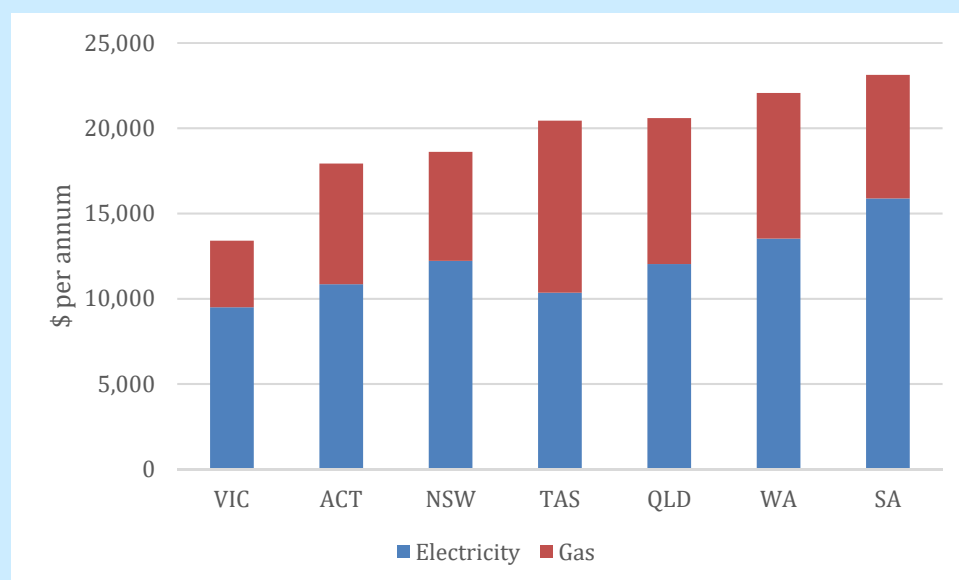
In the case of Victoria, it would be more appropriate to calculate small business annual gas bills on the basis of 500GJ, as the Thwaites Review did in their Report. If that were the case in Chart 3, the annual SME gas bills would be over \$7,000. In the jurisdictional analysis in Section 6.2.2 below we have used 500GJ as the medium level of gas consumption in Victoria, which reports similar bills in the different pricing zones in April 2017 as the Thwaites Review analysis based on May 2017 prices.

Taking these alternative consumption levels into account, SME gas bills are likely to be the highest in Western Australia, and the lowest in Tasmania.

### Care with dual fuel annual bills

On a like for like basis, businesses using both electricity and gas the dual fuel energy bill (for 40,000 kWh and 250 GJ) would be just over \$23,100 in South Australia compared to \$13,400 in Victoria. We stress, however, that these consumption levels are not representative for all jurisdictions and while they allow for interstate bill comparison some jurisdictions would not have many customers with this consumption level of electricity and gas.<sup>24</sup>

**Chart 4** Estimated average dual fuel bill for SMEs using 40,000 kWh and 250 GJ per annum based on 1 July 2017 retail prices (GST inclusive).<sup>25</sup>



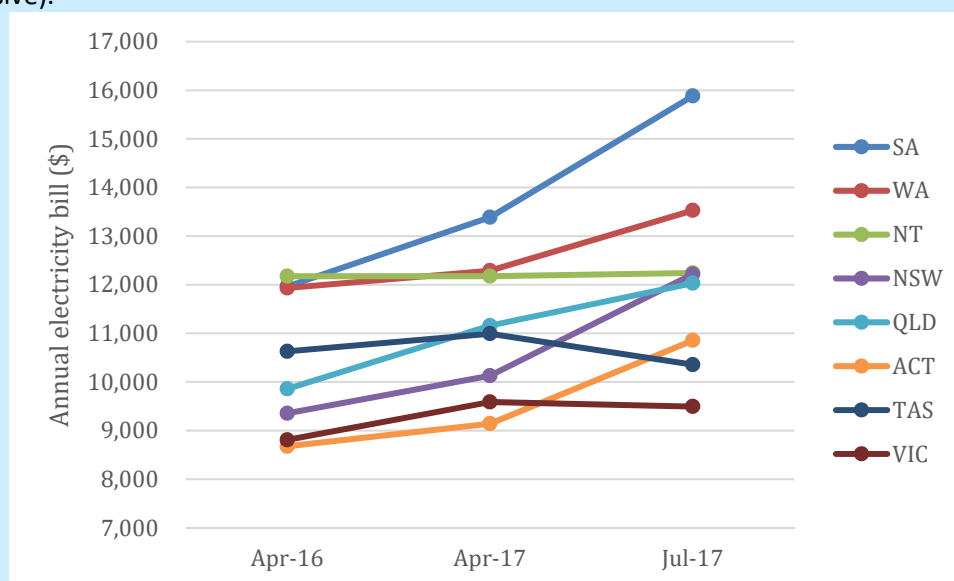
<sup>24</sup> Tasmania, for example, has very few SME customers with a high gas consumption.

<sup>25</sup> Based on offers available post 1 July 2017 and the same offers used for the separate electricity and gas bill calculations above.

## 5.2 Changes to electricity bills

Chart 5 shows estimated average annual electricity bills in each jurisdiction based on retail pricing offers effective in April 2016, April 2017 and July 2017 and businesses consuming 40,000 kWh per annum. It shows that small businesses in South Australia have experienced significant increases to their annual bills since April 2016 while businesses in Tasmania have experienced a decrease.

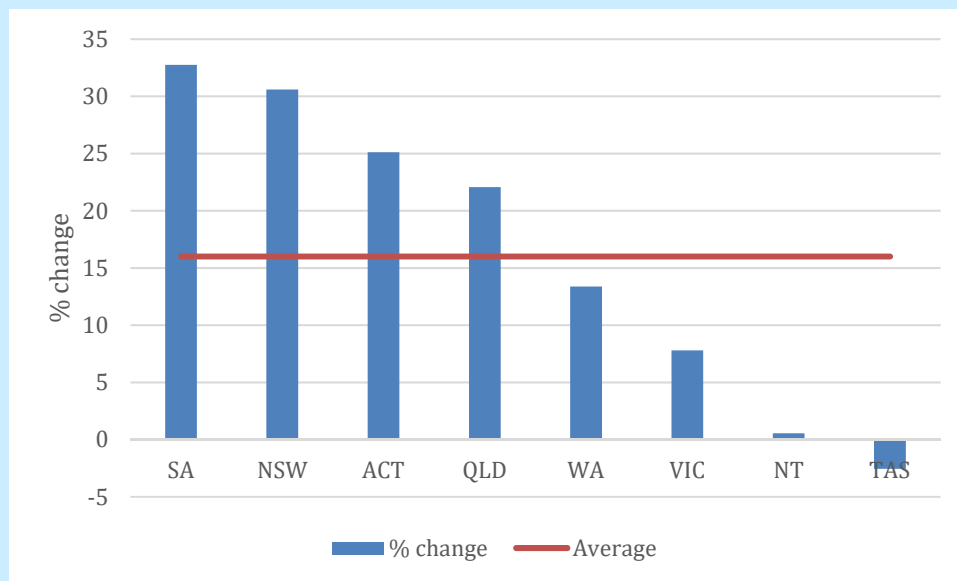
**Chart 5** Estimated average electricity bill for SMEs using 40,000 kWh (single rate) per annum for each jurisdiction based on April 2016, April 2017 and July 2017 retail prices (GST inclusive).<sup>26</sup>



On a national average basis, electricity bills have increased by 16% since April 2016 but price increases have been lower than average in Western Australia, the Northern Territory and Victoria. Note that retail prices are reset on 1 January each year in Victoria, while it is 1 July elsewhere. In Tasmania, on the other hand, bills have decreased (3%). This is in stark contrast to increases of 33% in South Australia, 31% in NSW, 25% in the ACT and 22% in Queensland. See chart 6 below.

<sup>26</sup> Average market offer (including guaranteed discounts and pay on time discounts), based on the major retailers' offers, in each network area. In areas where the major retailers offer regulated rates (Aurora Energy in Tasmania, Ergon in Queensland, PWC in the Northern Territory and Horizon Energy/Western Power in Western Australia) there are no additional discounts applied.

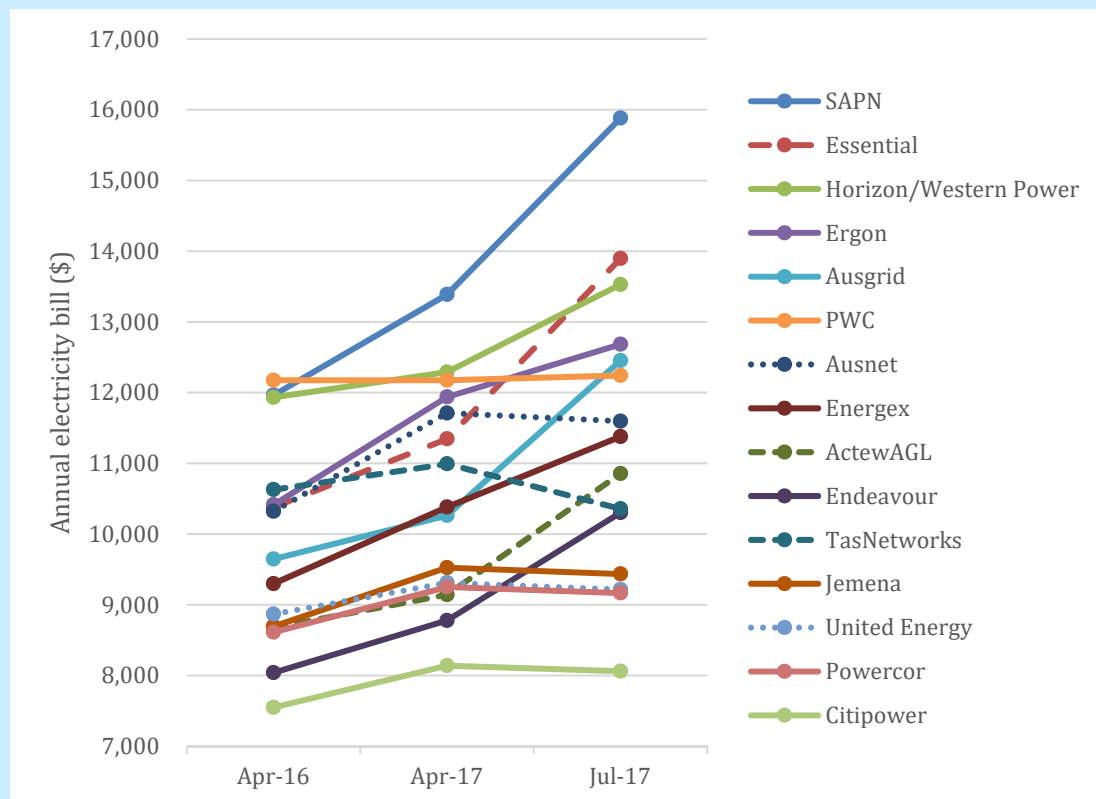
**Chart 6** Estimated changes (%) to electricity bill for SMEs using 40,000 kWh (single rate) per annum for each jurisdiction based on retail prices in April 2016 and 1 July 2017.<sup>27</sup>



As some jurisdictions have more than one network area (NSW, for example, has three and Victoria has five) there are also significant differences in annual retail bills, as well as bill increases, between network areas within some jurisdictions. A business consuming 40,000 kWh per annum in NSW’s Essential Energy network will currently pay approximately \$3,600 per annum more than customers in NSW’s Endeavour Energy network. In Victoria, a business in Ausnet’s network area will typically pay \$3,500 more than a business in Citipower’s network area.

<sup>27</sup> Average market offer (including guaranteed discounts and pay on time discounts), based on the major retailers’ offers, in each network area. In areas where the major retailers offer regulated rates (Aurora Energy in Tasmania, Ergon in Queensland, PWC in the Northern Territory and Horizon Energy/Western Power in Western Australia) there are no additional discounts applied.

**Chart 7** Estimated average electricity bill for SMEs using 40,000 kWh (single rate) per annum for each network area based on retail prices in April 2016, April 2017 and 1 July 2017 (GST inclusive).<sup>28</sup>



### 5.3 Changes to gas bills

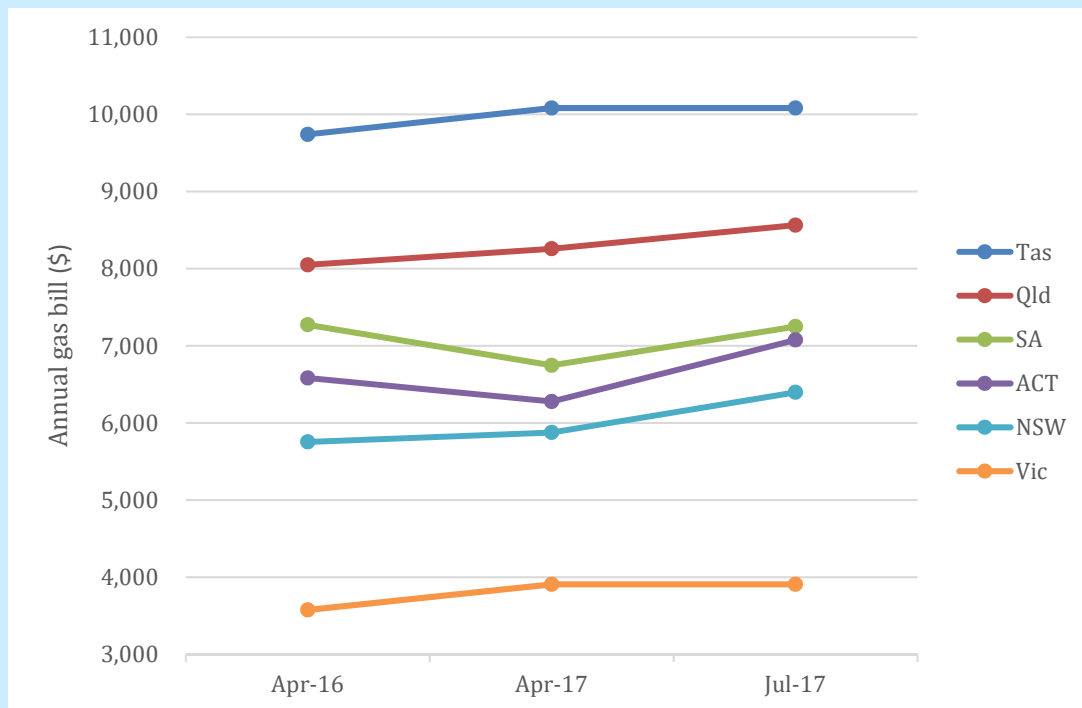
Gas bills have also increased in most jurisdictions, albeit not as significantly as electricity bills. A comparison of the major retailers' gas offers as of April 2016, April 2017 and for the 3 major retailers only after 1 July 2017 is shown in Chart 8.<sup>29</sup>

<sup>28</sup> Ibid. These bill calculations are based on retail offers available in each network area. Note that retail bills will reflect changes to the underlying regulated network charges and that Victorian network charges change on 1 January every year while they change on 1 July in other jurisdictions.

The analysis in this section is based on the following retailers' gas market offers: ActewAGL, Energy Australia and Origin Energy in the ACT, AGL, Energy Australia and Origin in South Australia, NSW's Sydney/Jemena gas zone and Victoria's four metropolitan gas zones (Multinet 1 and 2, Ausnet Central 2 and Envestra/AGN Central 2). In Queensland it is based on AGL and Origin's offers in the Brisbane South and the Brisbane North gas zones, in Tasmania it is based on Aurora Energy and Tas Gas Retail's offers. Due to changes to the additional fees (i.e. the Retail Market Levy, Account fee and Account Administration fee) in recent years we have not been able to track changes to gas bills over time in WA. The annual bills presented in this report includes the Account Administration fee in the fixed supply charge).

Chart 8 also shows that small businesses in Sydney, Canberra and Brisbane have experienced bill increases based on 1 July prices of around \$500 to \$650 per annum since April 2016. While retail gas prices increased in Victoria and Tasmania between April 2016 and April 2017, prices did not change on 1 July 2017.

**Chart 8** Estimated average gas bill for SMEs using 250 GJ per annum for each jurisdiction in April 2016, April 2017 and July 2017. GST inclusive.<sup>30</sup>

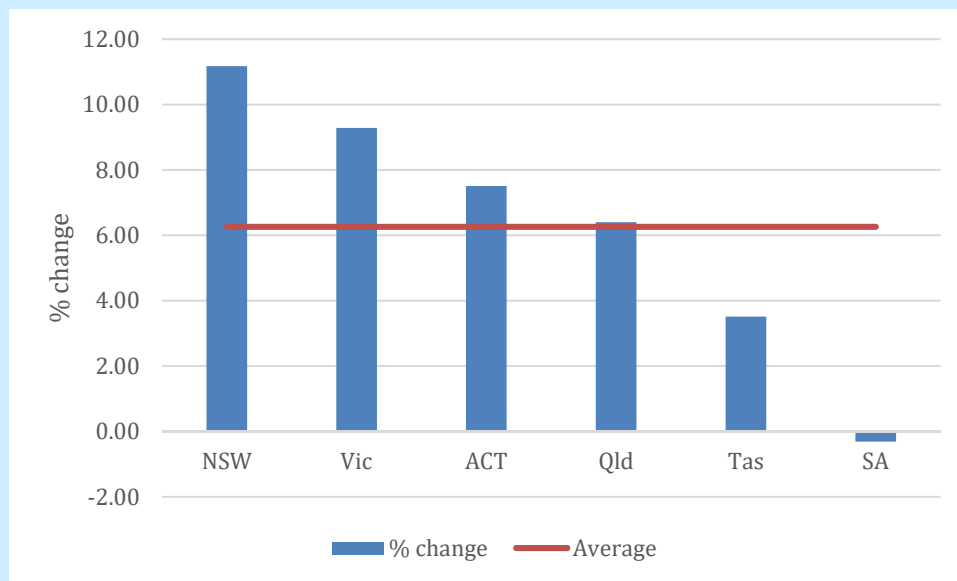


On average, gas bills have increased by 6.2% since April 2016 but the increases have been lower than average in Tasmania. In South Australia gas bills have declined slightly during this period. In NSW (Sydney), however, bills have increased by 11%, followed by Victoria (Melbourne) on 9%, 7.5% in the ACT and 6.5% in Queensland (Brisbane) (see chart 9 below). We expect that there may be more significant price increases in evidence in the Final Report, as it will include offers from retailers who have had to purchase gas in the spot market or at higher wholesale contract prices than previously.

<sup>30</sup> Average market offer (including guaranteed discounts and pay on time discounts), based on the major retailers' offers.



**Chart 9** Estimated changes (%) to gas bill for SMEs using 250 GJ per annum for each jurisdiction from April 2016 to July 2017.<sup>31</sup>



<sup>31</sup> Average market offer (including guaranteed discounts and pay on time discounts), based on the major retailers' offers, in each jurisdiction.

## 6. Jurisdictional analysis (April 2016 – April 2017)

This section analyses and compares electricity and gas offers available to SMEs in each of the jurisdictions, based on retail offers that were available in April 2016 and 2017. The Final Report will include the effects on bills of the 1 July price rises.

### Comparisons of “medium” consumption small businesses

For all jurisdictions except Victoria, in this Preliminary Report we assume that medium consumption SMEs use 50,000 kWh of electricity and 250 GJ of gas per annum. Low consumption levels are assumed to be 20,000 kWh of electricity and 100 GJ of gas, and high consumption SMEs use 80,000 kWh electricity and 400 GJ of gas. For Victorian SMEs the medium electricity consumption level is assumed to be 25,000 kWh and for gas is 500GJ.

The bills analysis presented in this section is for medium consumption levels, while the comparison of low and high consumption levels is presented in Appendix A.

The analysis highlights price changes (increases and/or decreases), differences to annual bills (based on assumed consumption levels) between retailers as well as electricity networks and gas pricing zones within each jurisdiction.<sup>32</sup> It also compares price spreads (maximum price differences between retail offers), the impact guaranteed and conditional pay on time discounts have on energy bills, annual bills based on meter/tariff types, and the network cost as proportion of total electricity bills.

### Key findings

Key findings for typical SME bills, based on retail prices in effect in April 2017 and assuming medium levels of consumption of electricity and gas are the following.<sup>33</sup>

#### NSW

- The typical bill for SMEs is between \$11,680 and \$14,760 for electricity (depending on network area) and \$5,970 for gas in the Sydney/Jemena area (based on annual consumption of 50,000 kWh and 250 GJ).
- The maximum price-spread is \$2,890 for electricity (Essential Energy network) and \$300 and gas (Jemena/Sydney gas zone).
- On average, retail electricity bills for SMEs consuming 50,000 kWh per annum increased by 7.3% in Ausgrid, 11.3% in Endeavour Energy and 11.8% in Essential Energy between April 2016 and April 2017. Some retailers' increases

---

<sup>32</sup> Appendix B contains a list of the various retail offers used for this analysis.

<sup>33</sup> Note that these key findings are based on single rate tariffs as of April 2017 and include additional discounts.

were, however, significantly higher than others and some retailers actually reduced their prices for this consumption level in some network areas.

- In relation to gas, some retailers increased their prices significantly while others only introduced modest increases. For customers consuming 250 GJ per annum in the Sydney/Jemena pricing zone the average annual bill increases by 3.6%.

#### **Victoria**

- The typical bill for SMEs is between \$5,600 and \$8,300 for electricity and between \$7,080 and \$7,925 for gas (depending on network area/gas zone and based on annual consumption of 25,000 kWh and 500 GJ).
- The maximum price-spread is \$3,200 for electricity (Powercor network) and \$2,060 for gas (Multinet 1 price zone).
- On average, retail electricity prices for SMEs consuming 25,000 kWh per annum (single rate) increased by 12% in Citipower, 6.5% in United and around 9-10% in Powercor, Ausnet and Jemena's network areas between April 2016 and April 2017. Some retailers' increases were, however, significantly higher than others and some retailers actually reduced their prices for this consumption level in some network areas.
- In relation to gas, bills have on average increased by 11.3% across the eight main Victorian pricing zones.

#### **Queensland**

- The typical bill for SMEs in South East Queensland is \$13,665 for electricity and between \$7,300 and \$9,210 for gas (depending on pricing zone).<sup>34</sup>
- The maximum price-spread is \$1,840 for electricity (Energex network) while the difference between gas retail bills is minimal.
- On average, retail electricity prices for SMEs consuming 50,000 kWh per annum (single rate) increased by 9.8% in the Energex network from April 2016 to April 2017.<sup>35</sup> In Ergon's network, the regulated price increased by 14.8% for businesses with the same consumption level.
- In relation to gas, both AGL and Origin increased their prices in the South Brisbane Allgas zone (6.6% on average). In the North Brisbane AGN zone and the smaller gas zones, AGN Northern and Wide Bay, prices have remained stable from April 2016 to April 2017.

#### **South Australia**

- The typical bill for SMEs is \$17,280 for electricity and \$6,860 for gas (based on annual consumption of 50,000 kWh and 250 GJ).
- The maximum price-spread is \$3,580 and \$670 for electricity and gas respectively.

---

<sup>34</sup> Based on South East Queensland only and an annual consumption of 50,000 kWh and 250 GJ.

<sup>35</sup> Based on market offers inclusive of guaranteed and conditional pay on time discounts

- On average, retail electricity prices for SMEs consuming 50,000 kWh per annum (single rate) increased by 13.2% in South Australia from April 2016 to April 2017. There are, however, significant differences between the retailers' increases (from less than 2% to 38%).
- In relation to gas, all four retailers decreased their prices by between 5% and 7.5% (or 6.7% on average).

#### **Tasmania**

- The typical bill for SMEs is \$13,340 for electricity and \$10,080 for gas (based on annual consumption of 50,000 kWh and 250 GJ).
- The maximum price-spread is \$530 and \$650 for electricity and gas respectively.
- Aurora Energy's retail electricity prices for SMEs consuming 50,000 kWh per annum (single rate) increased by 8.9% in Tasmania from April 2016 to April 2017. ERM Power, on the other hand, decreased their prices by approximately 2%.
- In relation to gas, both Aurora Energy and Tas Gas Retail increased their prices by 3.5% on average.

#### **ACT**

- The typical bill for SMEs is \$11,515 for electricity and \$6,280 for gas (based on annual consumption of 50,000 kWh and 250 GJ).
- The maximum price-spread is \$1,560 and \$900 for electricity and gas respectively.<sup>36</sup>
- From April 2016 to April 2017, electricity bills increased by 6% on average while gas bills decreased.

#### **Western Australia and the Northern Territory**

- The annual electricity bill for SMEs in Western Australia and the Northern Territory is quite similar at around \$15,200 (based on annual consumption of 50,000 kWh).
- Western Australian gas customers pay approximately \$8,370 per annum in the South West region, \$8,500 in Kalgoorlie and \$11,500 in Albany (based on annual consumption of 250 GJ).
- Electricity prices in the Northern Territory did not change between April 2016 and April 2017. In Western Australia, however, they increased by approximately 3%, or \$450 for a customer using 50,000 kWh per annum.<sup>37</sup>

---

<sup>36</sup> Maximum price-spread is based on the difference in annual bill between the most expensive and the least expensive market offer (including guaranteed and pay on time discounts) for the nominated consumption level.

<sup>37</sup> Due to changes to the additional fees (i.e. the Retail Market Levy, Account fee and Account Administration fee) in recent years we have not been able to track changes to gas

As there is limited information available about small business' energy consumption in Australia, we stress that the assumed consumption levels are yet to be verified and that we appreciate any feedback that can assist in establishing accurate and meaningful assumptions.

## 6.1 New South Wales

Electricity retail prices in NSW have been deregulated since 2014 while the Independent Price and Regulatory Tribunal (IPART) continued to regulate gas rates for customers using less than 1,000 GJ per annum until 1 July 2017.

NSW has three electricity networks and several gas pricing zones:

Electricity network and incumbent retailer	Area
<b>Ausgrid (Energy Australia)</b>	Inner Sydney, Northern Sydney, Swansea, Newcastle, Maitland, Cessnock, Singleton and Upper Hunter
<b>Endeavour Energy (Origin)</b>	Western Sydney, Wollongong, Blue Mountains, Lithgow, Kandos, Moss Vale, Nowra, Ulladulla
<b>Essential Energy (Origin)</b>	Rural and Regional NSW

NSW Gas zones and host retailer	Area
<b>Jemena/Sydney (AGL)</b> <b>AGN (Origin)</b>	Sydney, Newcastle, Wollongong, Blue Mountains
	Cooma and Bombala
	Temora, Holbrook, Henty, Culcairn and Walla Walla
	Tumut and Gundagai
	Wagga Wagga and Uranquity
	Albury, Moama and Jindera
	Murray Valley Towns
	Tamworth
<b>Central ranges (Origin)</b>	Tamworth
<b>Jemena/Capital Region (ActewAGL)</b>	Boroowa, Goulburn, Yass and Young
<b>Queanbeyan (ActewAGL)</b>	Queanbeyan and Bundgondore
<b>Shoalhaven (ActewAGL)</b>	Shoalhaven

bills over time in WA. The annual bills presented in this report includes the Account Administration fee in the fixed supply charge).

### 6.1.1 NSW electricity bills April 2017

The following assumptions have been applied to the analysis of electricity offers in NSW:

	Low	Medium	High
<b>Annual consumption</b>	20,000 kWh	50,000 kWh	80,000 kWh

Meter/Tariff	Assumptions
<b>Single rate</b>	<ul style="list-style-type: none"> <li>Flat consumption over the year.</li> </ul>
<b>Single + controlled load</b>	<ul style="list-style-type: none"> <li>30% of total load allocated to the controlled off-peak rate.</li> <li>Flat consumption over the year.</li> </ul>
<b>Time of Use<sup>^</sup></b>	<ul style="list-style-type: none"> <li>30% of consumption allocated to peak rates, 40% to shoulder and 30% off-peak.</li> <li>Flat consumption over the year.</li> </ul>
<b>Demand tariff<sup>^^</sup></b>	<ul style="list-style-type: none"> <li>30% of consumption allocated to peak rates, 40% to shoulder and 30% off-peak.</li> <li>Flat consumption over the year.</li> <li>Maximum demand of 10kW and 30kW</li> </ul>

<sup>^</sup> Note that the both the number of hours each price is applied to and the times they apply to vary significantly between the three NSW network areas.

<sup>^^</sup> Ausgrid network only

#### The price-spread

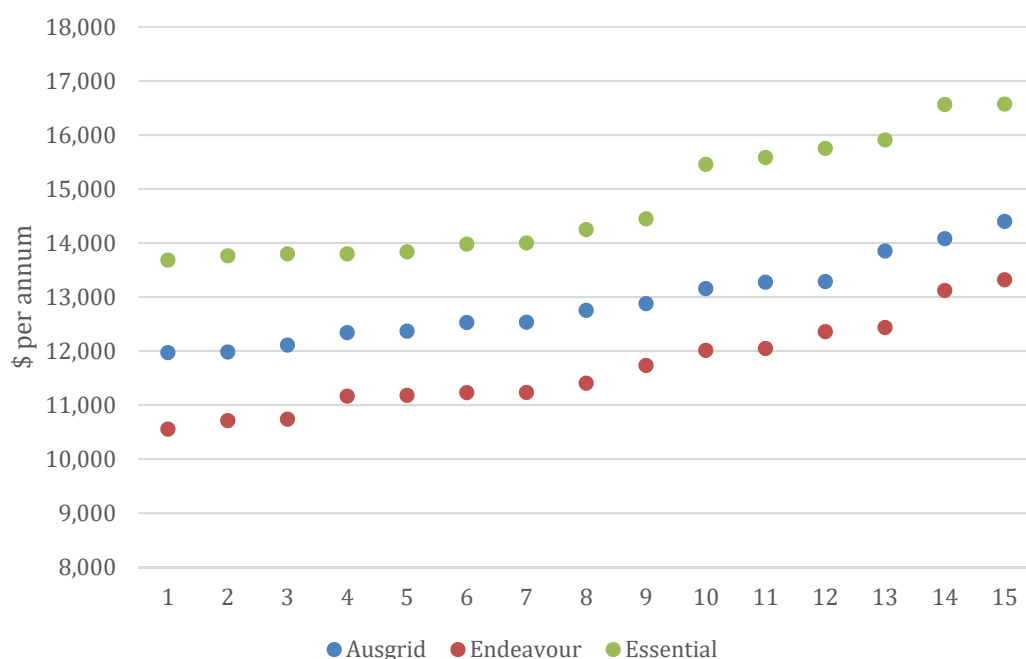
Chart 10 shows annual bills for SMEs consuming 50,000 kWh per annum (single rate) for 15 retailers across the three NSW distribution networks. It shows that the typical annual bill for SMEs with his consumption level is between \$11,680 and \$14,760 (depending on network area).

It also shows that prices are highest in the Essential Energy network and lowest in Endeavour Energy, and that the maximum price spread is greatest in the Essential Energy network where the difference between the lowest and the highest annual bill is \$2,890. The average maximum price spread for all three networks is almost \$2,700.

**Table 2** Maximum price spread based on all retail offers (15) and excluding the lowest and the highest offers (13). Annual bills based on market offers (including guaranteed discounts and pay on time discounts) as of April 2017, 50,000 kWh per annum, single rate and GST inclusive

	15 retailers	13 retailers
<b>Ausgrid</b>	\$2,430	\$2,100
<b>Endeavour Energy</b>	\$2,765	\$2,410
<b>Essential Energy</b>	\$2,890	\$2,800
<b>Average</b>	~\$2,695	~\$2,435

**Chart 10** The price spread for each of the three NSW distribution networks. Annual bills based on market offers as of April 2017 (including guaranteed discounts and pay on time discounts), 50,000 kWh per annum, single rate and GST inclusive



Figures 4 - 6 below rank the retail offers from lowest to highest annual electricity bills in each of the three network areas. They also show how the retail offers ranked in April 2016 (brackets).<sup>38</sup>

<sup>38</sup> These market offers were collected in April 2017 and it should be noted that retailers may change their rates at any time. Additional discounts for customers choosing to pay by direct debit are not included in these bill calculations.

**Figure 4** Lowest to highest annual bills (incl GST) for market offers in NSW's **Ausgrid** network (April 2017). Bills including guaranteed discounts and pay on time discounts - SMEs consuming 50,000kWh per annum (single rate)





**Figure 5** Lowest to highest annual bills (incl GST) for market offers in NSW's **Endeavour Energy** network (April 2017). Bills including guaranteed discounts and pay on time discounts - SMEs consuming 50,000kWh per annum (single rate)



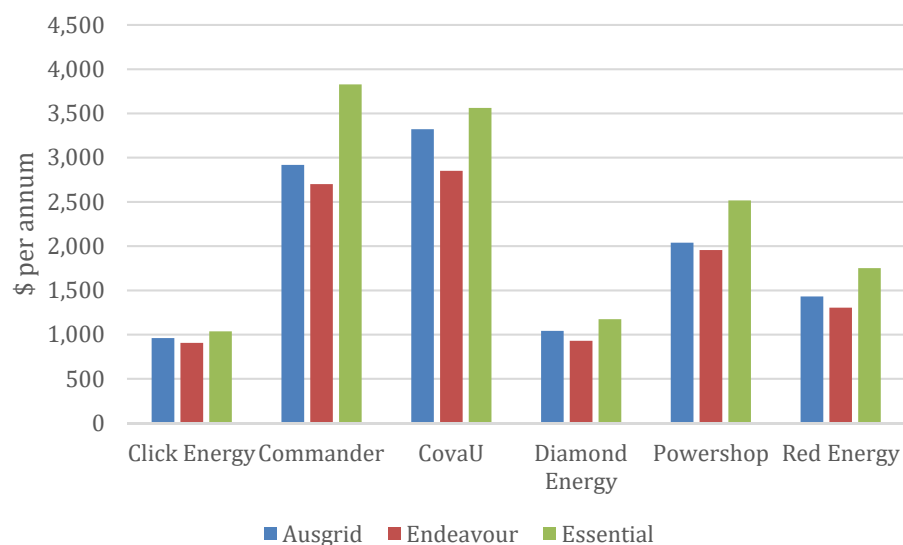
**Figure 6** Lowest to highest annual bills (incl GST) for market offers in NSW's **Essential Energy** network (April 2017). Bills including guaranteed discounts and pay on time discounts - SMEs consuming 50,000kWh per annum (single rate)



### Additional discounts

Six of the fifteen retailers operating in NSW offer conditional pay on time discounts and for customers using 50,000kWh per annum the difference to the annual bill if they pay late can be as much as \$3,820 (Commander's offer in the Essential Energy network). Other retailers with very high pay conditional discounts are Covau and Powershop.<sup>39</sup> Chart 11 below shows the difference to annual bills that include guaranteed discounts only compared to annual bills that include conditional discounts (only retailers that offer conditional discounts are included in this chart).

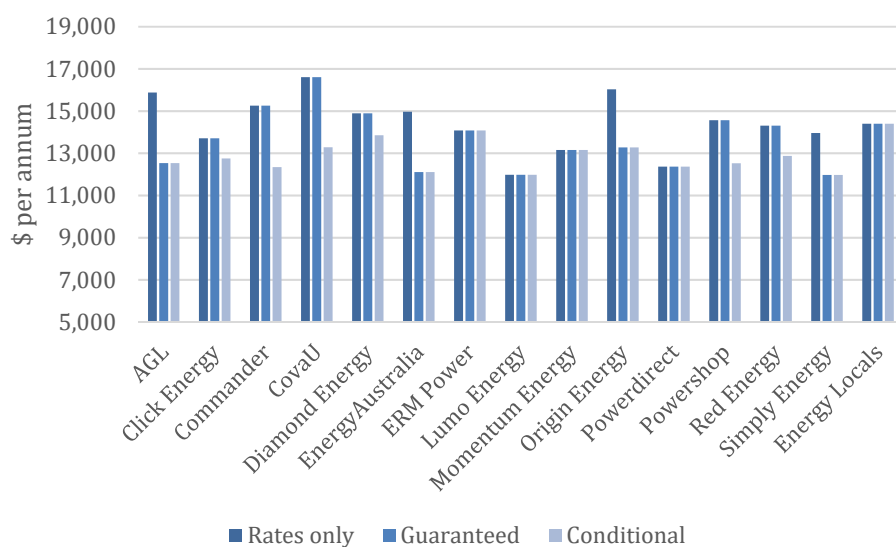
**Chart 11** Difference in annual bills based on guaranteed discounts only and conditional discounts in all three NSW network areas. Annual bills based on market offers as of April 2017, 50,000 kWh per annum, single rate and GST inclusive



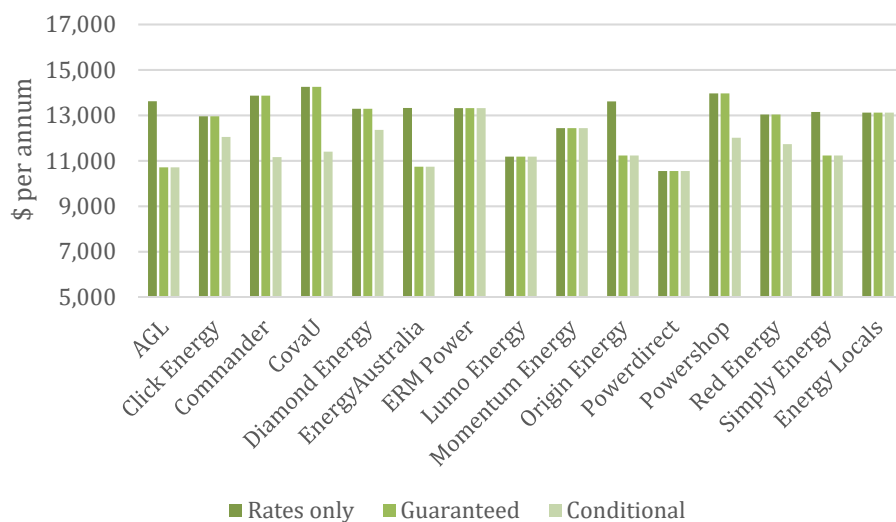
Charts 12 - 14 show annual bills based on their rates only, inclusive of guaranteed discounts and inclusive of guaranteed as well as pay on time discounts for all three network areas.

<sup>39</sup> Note that Powershop's conditional discount is not a pay on time discount but an additional discount customers can obtain by purchasing power deals.

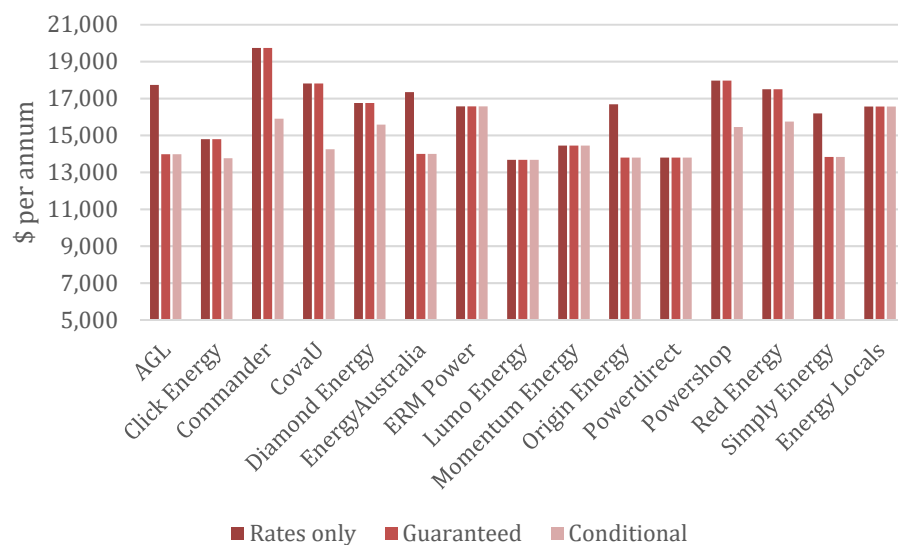
**Chart 12** Annual bills based on rates, guaranteed discounts and pay on time discounts in NSW's **Ausgrid** network. Annual bills based on market offers as of April 2017, 50,000 kWh per annum, single rate and GST inclusive



**Chart 13** Annual bills based on rates, guaranteed discounts and pay on time discounts in NSW's **Endeavour Energy** network. Annual bills based on market offers as of April 2017, 50,000 kWh per annum, single rate and GST inclusive



**Chart 14** Annual bills based on rates, guaranteed discounts and pay on time discounts in NSW's **Essential Energy** network. Annual bills based on market offers as of April 2017, 50,000 kWh per annum, single rate and GST inclusive



### Different tariff types

There are a range of different tariff types or basis for charging electricity. Generally these can include:

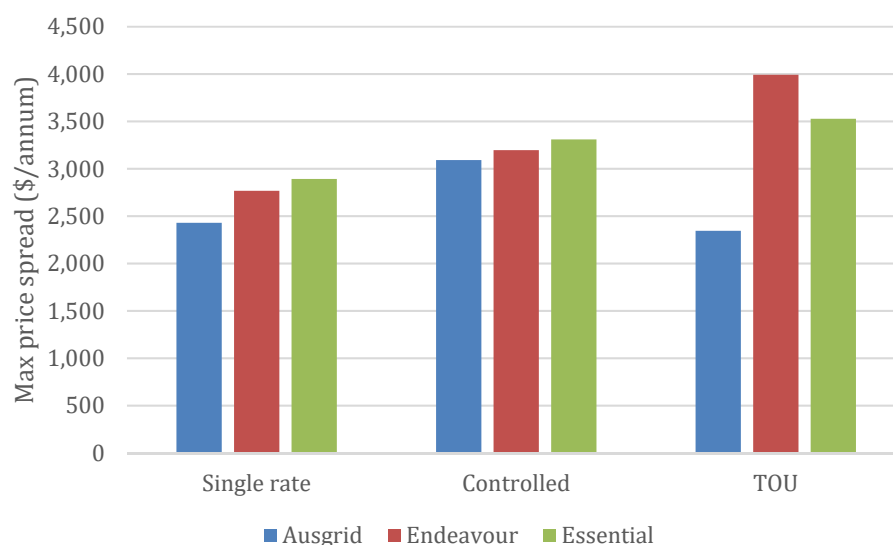
- Single rate, that is single rate charged for usage at any time of the day
- Time of use tariffs, that charge for usage at peak, off peak and sometimes “shoulder” rates
- Demand charges, that charge for the maximum rate of use either during the day, month, season or year.
- Controlled load tariffs, that separately allow for charging of specific equipment or devices at off peak rates.

In the Final Report we will include a more detailed summary of these different tariff types, to enable a better understanding of the types of tariffs and the range of terminology that is used to describe them.

The above analysis examines single rate offers only. The price spread, as well as the ranking of offers, does however vary between tariff types. Chart 15 shows maximum difference to the annual bill for single rate, single rate with controlled load<sup>40</sup> and time of use in all three network areas. It shows that the price spread for the single rate and controlled load offers is greatest in Essential, while the difference between the best and the worst time of use offers is lowest in the Ausgrid network and highest in Endeavour Energy.

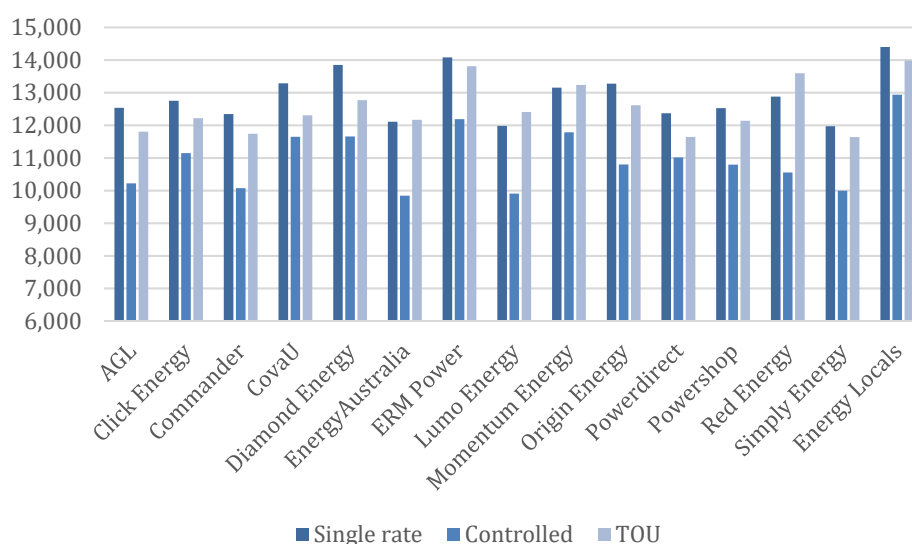
<sup>40</sup> Controlled load tariffs for small business would be for use of power on a separate circuit that can be programmed to be used or charged outside of peak times.

**Chart 15** The maximum price spread for single rate, controlled and TOU offers in the three NSW distribution networks. Annual bills based on market offers as of April 2017 (including guaranteed discounts and pay on time discounts), 50,000 kWh per annum and GST inclusive<sup>41</sup>



Charts 16 - 18 below compare annual bills for the three tariff types in each network area.<sup>42</sup>

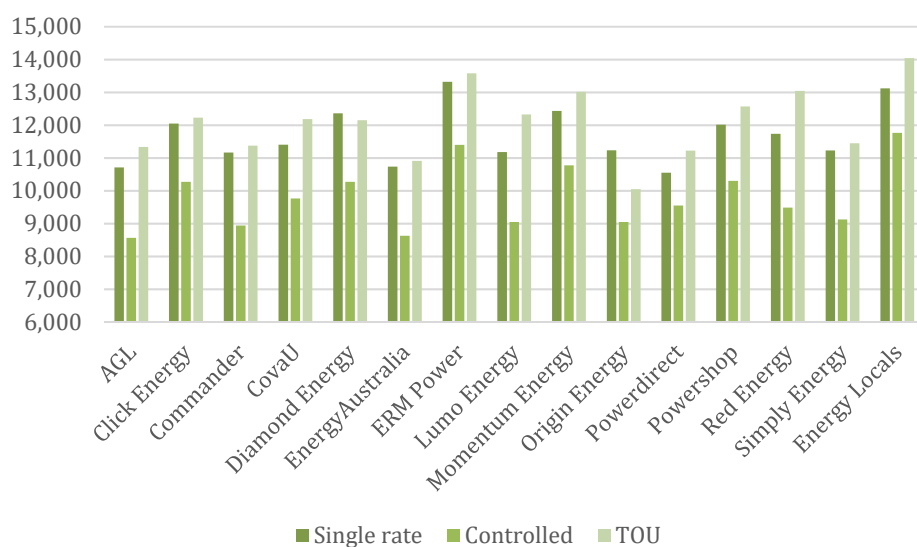
**Chart 16** Annual bills for single rate, controlled load and time of use tariffs in the **Ausgrid** network. Annual bills based on market offers as of April 2017 (including guaranteed discounts and pay on time discounts), 50,000 kWh per annum and GST inclusive



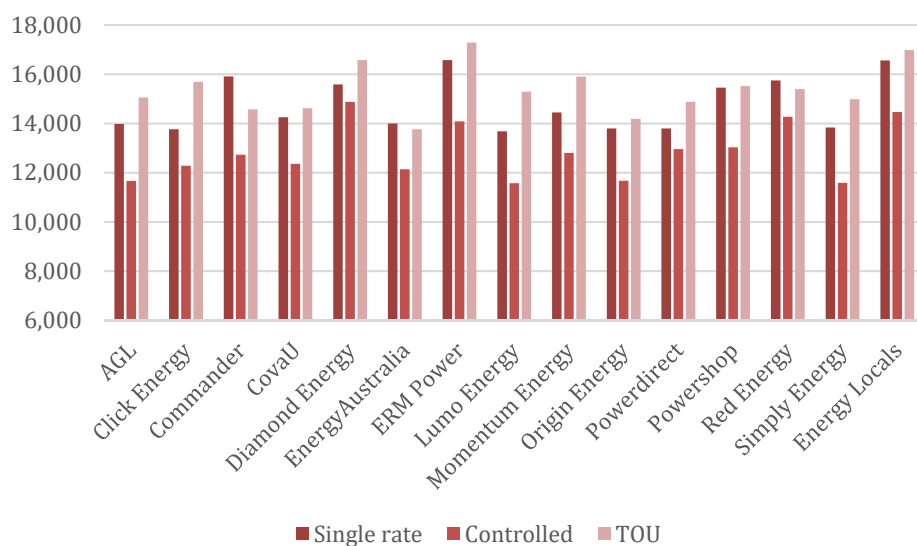
<sup>41</sup> 30% of total consumption allocated to the controlled load and, for the time of use tariff, the allocation is 30% peak, 40% shoulder and 30% off peak. Note that the both the number of hours each price is applied to and the times they apply to vary significantly between the three NSW network areas.

<sup>42</sup> Ibid.

**Chart 17** Annual bills for single rate, controlled load and time of use tariffs in the **Endeavour Energy** network. Annual bills based on market offers as of April 2017 (including guaranteed discounts and pay on time discounts), 50,000 kWh per annum and GST inclusive

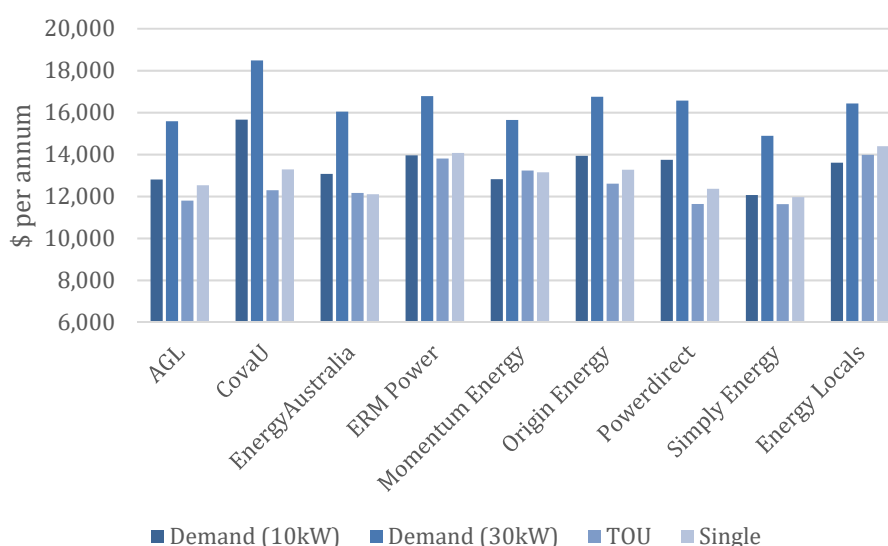


**Chart 18** Annual bills for single rate, controlled load and time of use tariffs in the **Essential Energy** network. Annual bills based on market offers as of April 2017 (including guaranteed discounts and pay on time discounts), 50,000 kWh per annum and GST inclusive



In the Ausgrid network, several retailers also offer a TOU based demand tariff. This tariff consists of a supply charge (c/day), consumption rates (c/kWh for peak, shoulder and off-peak times) as well as a capacity charge (c/kW/day). The kW reading is based on a business' maximum half hourly power reading over the 12 months prior to the bill being calculated. This power reading is also referred to as 'billable maximum capacity'.<sup>43</sup> For the below comparison we have assumed that businesses have a maximum demand of 10kW and 30kW. Chart 19 compares annual bills for businesses on the demand tariff (maximum demand of 10 kW and 30 kW), the TOU tariff and the single rate in the Ausgrid network. It shows that the demand tariff may produce lower annual bills than both the TOU tariff and the single rate for businesses with a maximum demand of 10 kW. For businesses with a maximum demand of 30 kW, however, the retailers' TOU and single rate offers produce lower annual bills.

**Chart 19** Annual bills for demand tariffs, time of use and single rate tariffs in the **Ausgrid** network. Annual bills based on market offers as of April 2017 (including guaranteed discounts and pay on time discounts), 50,000 kWh per annum and GST inclusive<sup>44</sup>



### Network charges

The NSW electricity networks, Ausgrid, Endeavour Energy and Essential Energy, introduce new Network Use of System (NUOS) charges as of 1 July every year. These NUOS charges are approved by the Australian Energy Regulator (AER) and comprise Transmission Use of System (TUOS) and Distribution Use of System (DUOS) as well as other costs such as jurisdictional charges and metering charges. The retailers can, and generally will, build changes to the NUOS (in relation to both shape and price) into their retail tariffs.

<sup>43</sup> See Ausgrid, *Network Piece Guide*, August 2016 at <http://www.ausgrid.com.au/~media/Files/Network/Documents/ES/ES7.pdf>

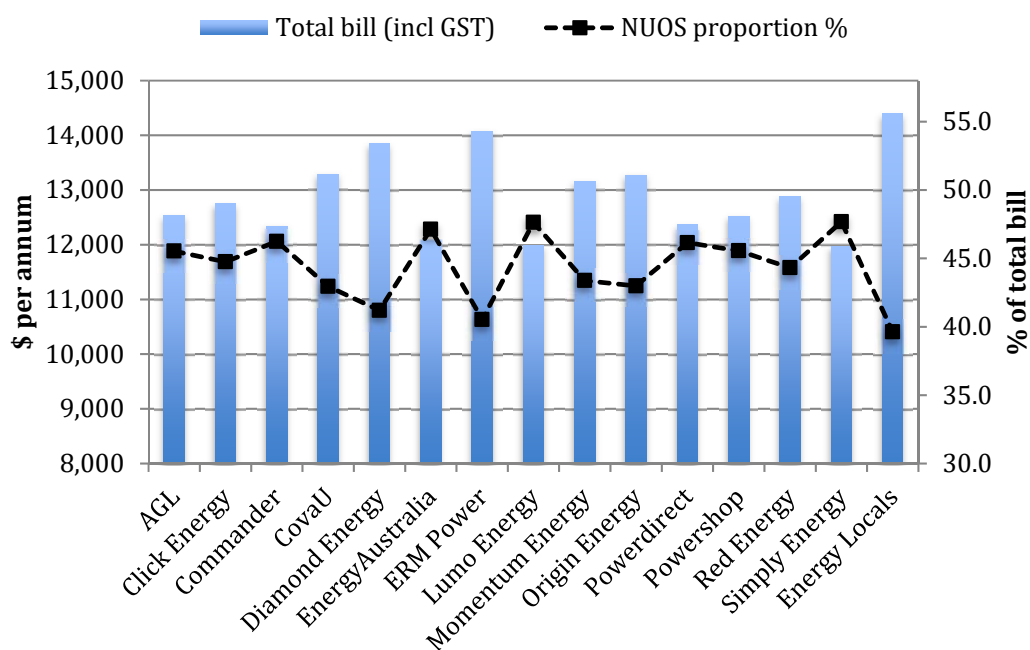
<sup>44</sup> For the time of use and the demand tariff, the allocation is 30% peak, 40% shoulder and 30% off peak.



The charts presented in this section show that the NUOS proportion of bills varies significantly between retail offers. In the Ausgrid network, for example, the NUOS proportion of the bill for Energy Australia, Lumo and Simply's customers is around 47% while the NUOS only comprises 39.6% of the total bill for Energy Locals' customers.

Charts 20 - 22 show annual retail bills (columns) and NUOS as proportion of annual bill (dotted line) for each of the three network areas.

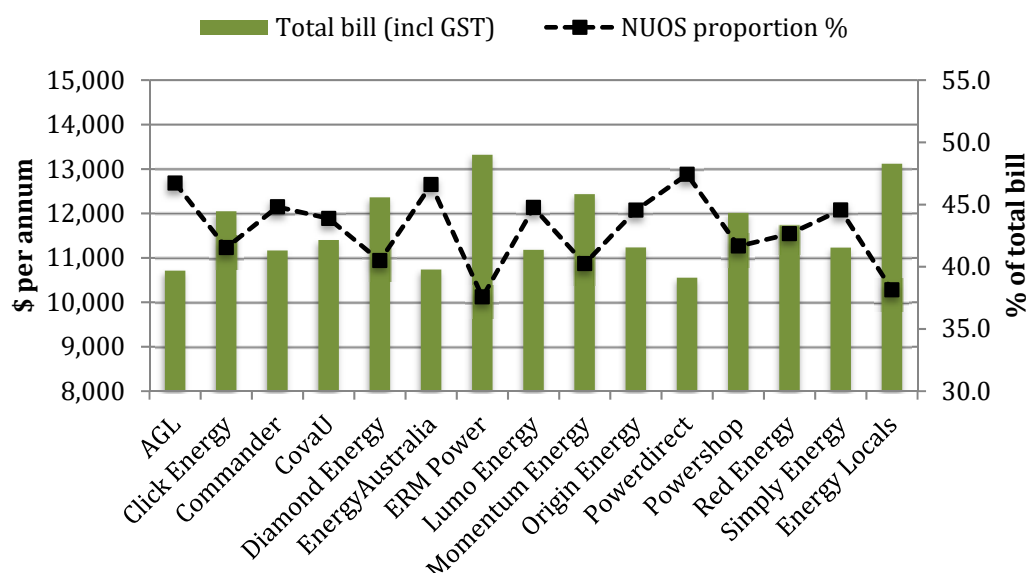
**Chart 20 Ausgrid:** Annual retail bills (incl. GST) and NUOS as proportion of total bill, April 2017. Based on retail market offers (including guaranteed and pay on time discounts), single rate, 50,000 kWh per annum)<sup>45</sup>



<sup>45</sup> Based on market offer rates as of April 2017, presented as annual bills for SMEs using 50,000kWh per annum (single rate). The annual NUOS charges are based on the Ausgrid's charges (tariff EA 050) for the 2016/17 financial year. The NUOS also includes fixed charges.

Interestingly in Chart 21, it shows that a number of market offers are priced below the NUOS rate. We will investigate the accuracy of this in the Final Report, and/or whether this is an anomaly from our methodology.

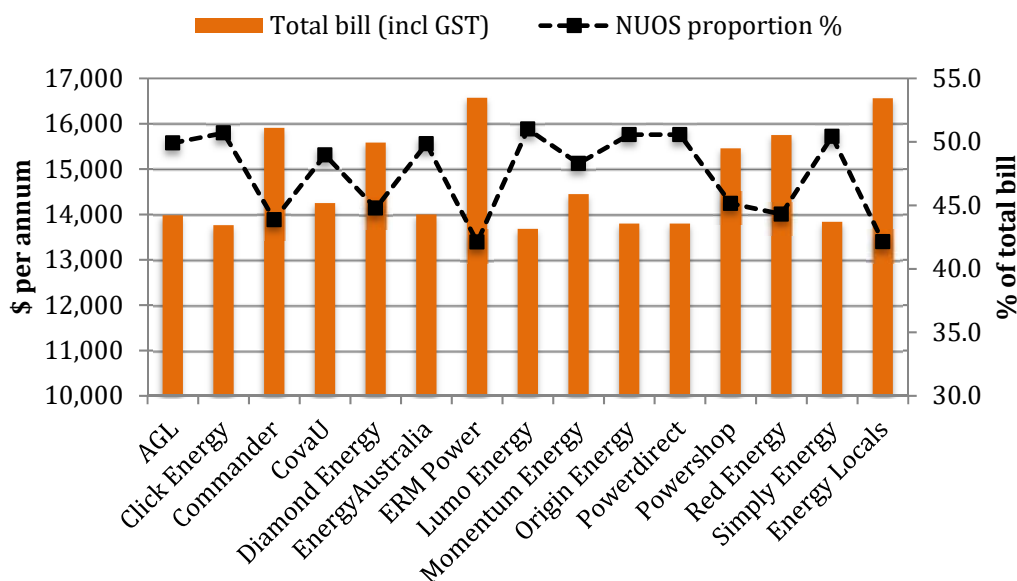
**Chart 21 Endeavour Energy:** Annual retail bills (incl. GST) and NUOS as proportion of total bill, April 2017. Based on retail market offers (including guaranteed and pay on time discounts), single rate, 50,000 kWh per annum)<sup>46</sup>



**Chart 22 Essential Energy:** Annual retail bills (incl. GST) and NUOS as proportion of total bill, April 2017. Based on retail market offers (including guaranteed and pay on time discounts), single rate, 50,000 kWh per annum)<sup>47</sup>

<sup>46</sup> Based on market offer rates as of April 2017, presented as annual bills for SMEs using 50,000kWh per annum (single rate). The annual NUOS charges are based on the Endeavour Energy's charges (tariff N 90) for the 2016/17 financial year. The NUOS also includes fixed charges.

<sup>47</sup> Based on market offer rates as of April 2017, presented as annual bills for SMEs using 50,000kWh per annum (single rate). The annual NUOS charges are based on the Essential Energy's charges (tariff BLNN 1AU) for the 2016/17 financial year. The NUOS also includes fixed charges.



### 6.1.2 NSW gas bills April 2017

The following assumptions have been applied to the analysis of gas offers in NSW:

	Low	Medium	High
<b>Annual consumption</b>	100 GJ	250 GJ	400 GJ
<b>Assumptions:</b>	<ul style="list-style-type: none"> <li>Flat consumption over the year.</li> </ul>		

#### The price-spread

The Independent Price and Regulatory Tribunal (IPART) still regulated gas rates for customers using less than 1,000 GJ per annum in April 2017.<sup>48</sup> In addition to the regulated rates offered by the incumbent retailers, retailers also offer market offer contracts.

The Jemena/AGL (Sydney) gas zone is, unsurprisingly, the area with most gas market offers in NSW. AGL is the incumbent retailer in this area and it therefore offers both regulated and market offer contracts.

The typical annual market offer bill for SMEs consuming 250 GJ per annum is \$5,970 (including discounts). Chart 23 shows annual bills for five retailers in the Jemena/AGL (Sydney) gas zone and that the maximum price spread is approximately \$300 per annum.

<sup>48</sup> The NSW gas retail market became deregulated on 1 July 2017.

**Chart 23** The price spread in the Jemena/AGL (Sydney) gas zone. Annual bills based on market offers as of April 2017 (including guaranteed discounts and pay on time discounts), 250 GJ per annum and GST inclusive

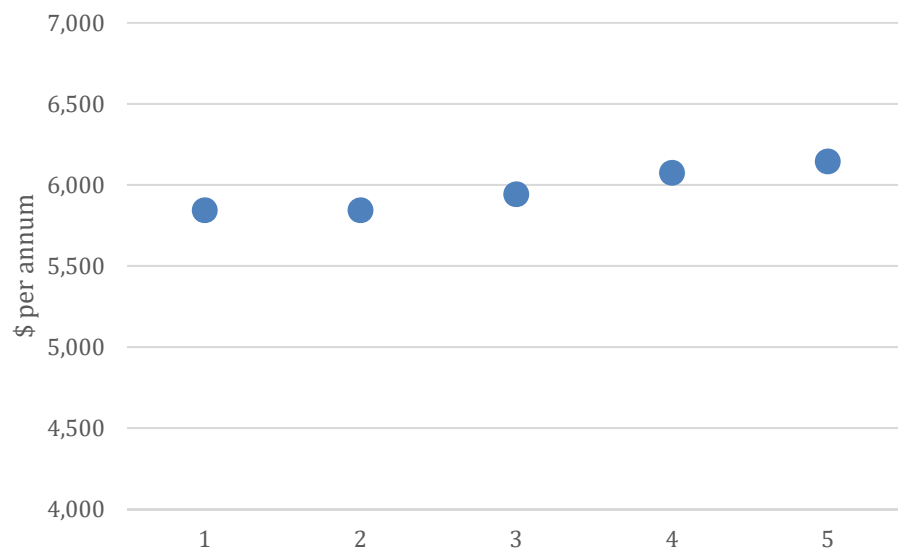


Figure 7 below ranks the retail offers from lowest to highest annual gas bills in the Jemena/Sydney gas zone. It also shows how the retail offers ranked in April 2016 (brackets).

**Figure 7** Lowest to highest annual bills (incl GST) for market offers in the Jemena/AGL (Sydney) gas zone (April 2017). Bills including guaranteed discounts and pay on time discounts - SMEs consuming 250 GJ per annum<sup>49</sup>



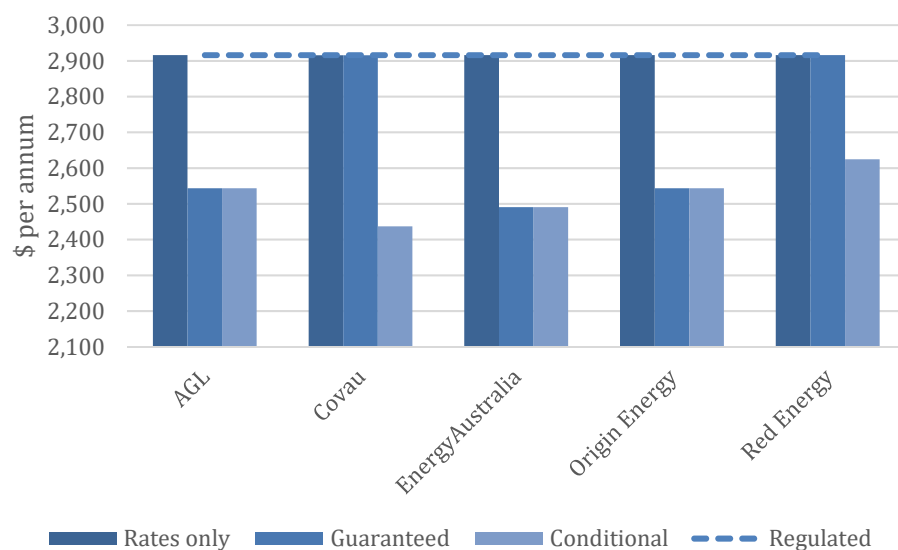
<sup>49</sup> These market offers were collected in April 2017 and it should be noted that retailers may change their rates at any time. Additional discounts for customers choosing to pay by direct debit are not included in these bill calculations. Note that Red Energy's offer is only available to customers on dual fuel contracts.

### Additional discounts

AGL, Energy Australia and Origin offer guaranteed discounts on the consumption rates for a limited period (the benefit period). Covau and Red Energy's discounts, however, are conditional upon the bills being paid on time.

Chart 24 shows annual bills based on their rates only, inclusive of guaranteed discounts and inclusive of guaranteed as well as pay on time discounts in the Jemena/AGL (Sydney) gas zone. It also compares the market offer bills to the regulated rates and shows that all retailers have base rates similar to that of the regulated rate.

**Chart 24** Annual bills based on rates, guaranteed discounts and pay on time discounts in the Jemena/AGL (Sydney) gas zone. Annual bills based on market offers as of April 2017, 250 GJ per annum and GST inclusive

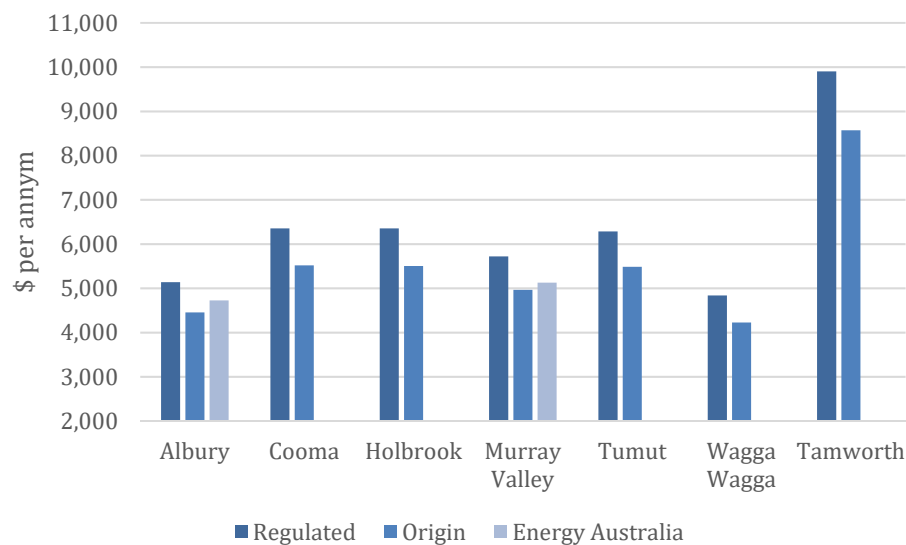


### Regional NSW

The Australian Gas Network (AGN) covers six different pricing zones in regional NSW and Origin Energy is the incumbent retailer. Origin Energy is also the incumbent retailer in the Tamworth gas zone. In addition to Origin Energy's market offers, Energy Australia also has offers in two of these price zones.

Chart 25 shows annual bills for the regulated rates as well market offers (discounts included) in the AGN pricing zones. Origin's market offers produce annual bills from approximately \$4,225 (in Wagga Wagga) to \$8,570 (Tamworth) for customers consuming 250 GJ per annum. The price difference between the regulated offer and Origin's market offer is as much as \$1,330 per annum (in the Tamworth price zone).

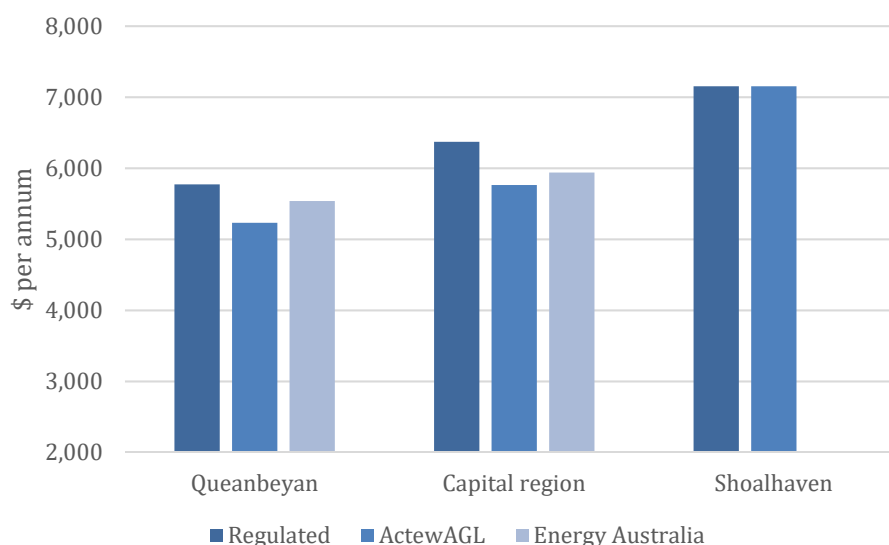
**Chart 25** Annual bills based in Origin's gas zones. Annual bills based on market offers as of April 2017, 250 GJ per annum and GST inclusive



ActewAGL is the host retailer in three pricing zones: The Capital region, Shoalhaven and Queanbeyan. Energy Australia also has market offers in two of these pricing zones.

Chart 26 shows annual bills for the regulated rates as well as market offers (discounts included) in these three pricing zones. The regulated offers produce annual bills from approximately \$5,775 (in Queanbeyan) to \$7,150 (Shoalhaven) for customers consuming 250 GJ per annum. Only customers in Queanbeyan and the Capital region pricing zones can access a discounted market offer and ActewAGL's discounted offer is approximately \$540 to \$610 less per annum for customers with this consumption level. However, as ActewAGL's discounted gas market offer is only available to dual fuel customers, businesses on a stand-alone gas contract will only reduce their bills by \$240 to \$430 per annum by being on Energy Australia's market offer instead of the regulated price.

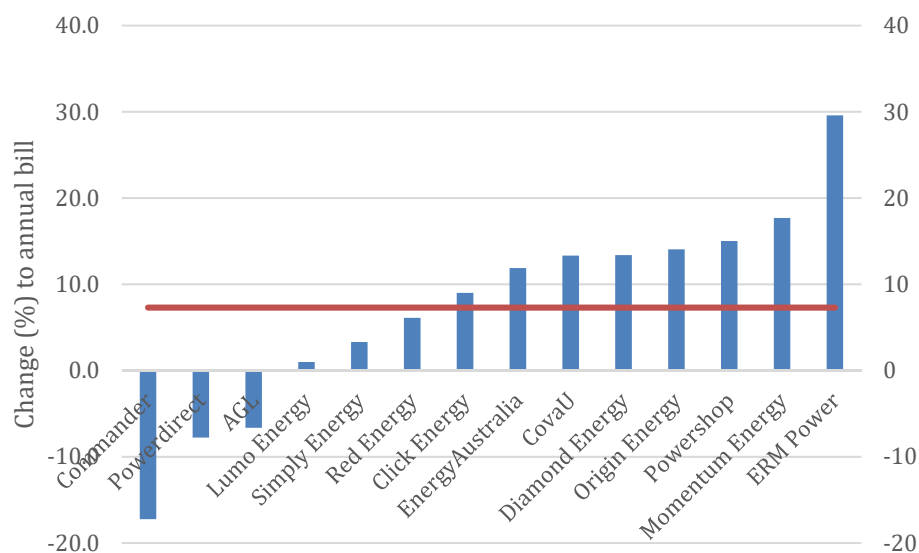
**Chart 26** Annual bills based in ActewAGL's gas zones. Annual bills based on market offers as of April 2017, 250 GJ per annum and GST inclusive



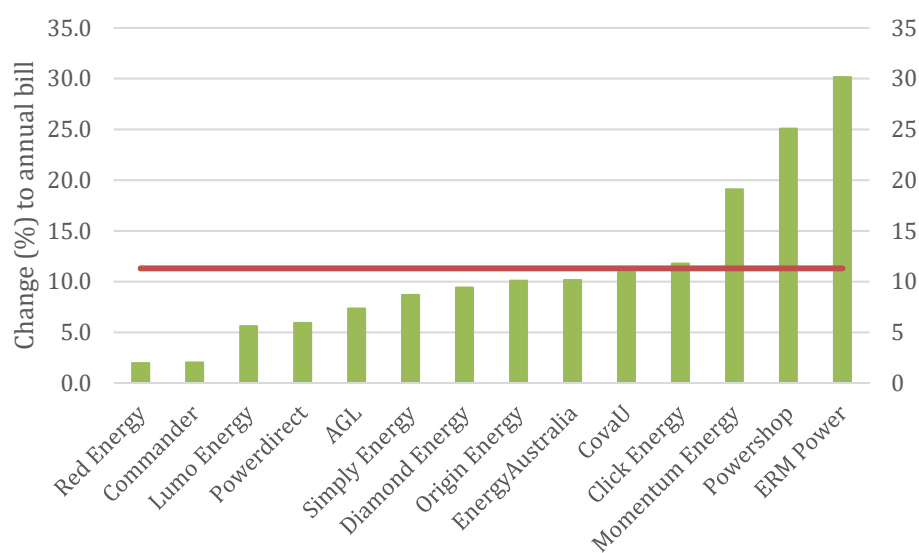
### 6.1.3 NSW bill changes from April 2016 to April 2017

On average, retail electricity bills for SMEs consuming 50,000 kWh per annum (single rate) increased by 7.3% in Ausgrid, 11.3% in Endeavour Energy and 11.8% in Essential Energy between April 2016 and April 2017. Some retailers' increases were, however, significantly higher than others and some retailers actually reduced their prices for this consumption level in some network areas. Charts 27 - 29 show that ERM Power introduced the greatest price increases (29% on average) while Commander decreased their prices by 5.1% on average (across all three network areas). It should be noted, however, that customers with a low consumption level would not have experienced the decreases to AGL, Powerdirect and Commander's prices in the Ausgrid network as only the consumption charge for usage above 2,500 kWh/quarter was reduced. Charts 26 to 28 below show changes (%) to retailers' bills (columns) as well as average price increase (line) for each network area.

**Chart 27** Percentage change: Comparison of 2016 and 2017 annual electricity bills including guaranteed discounts and pay on time discounts in the **Ausgrid** network. Annual bills based on market offers as of April 2016 and April 2017, 50,000 kWh per annum, single rate and GST inclusive

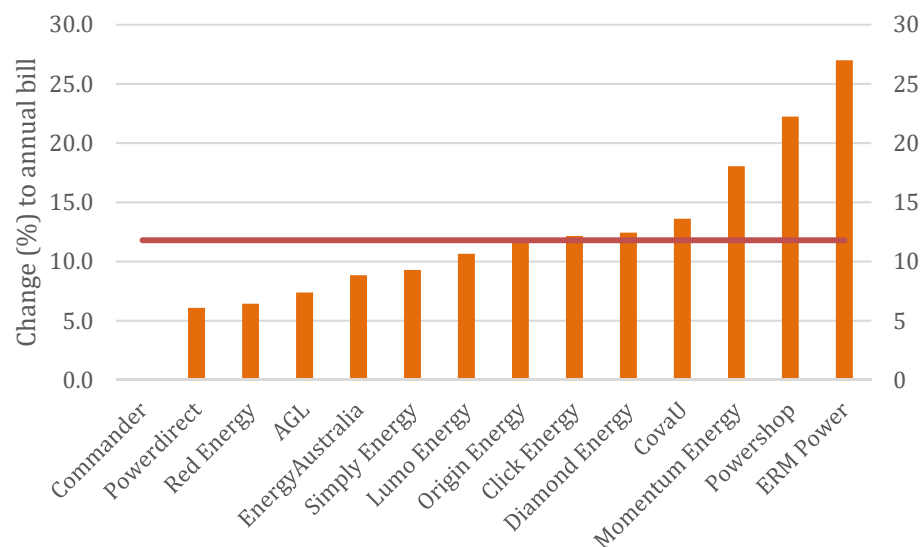


**Chart 28** Percentage change: Comparison of 2016 and 2017 annual electricity bills including guaranteed discounts and pay on time discounts in the **Endeavour Energy** network. Annual bills based on market offers as of April 2016 and April 2017, 50,000 kWh per annum, single rate and GST inclusive



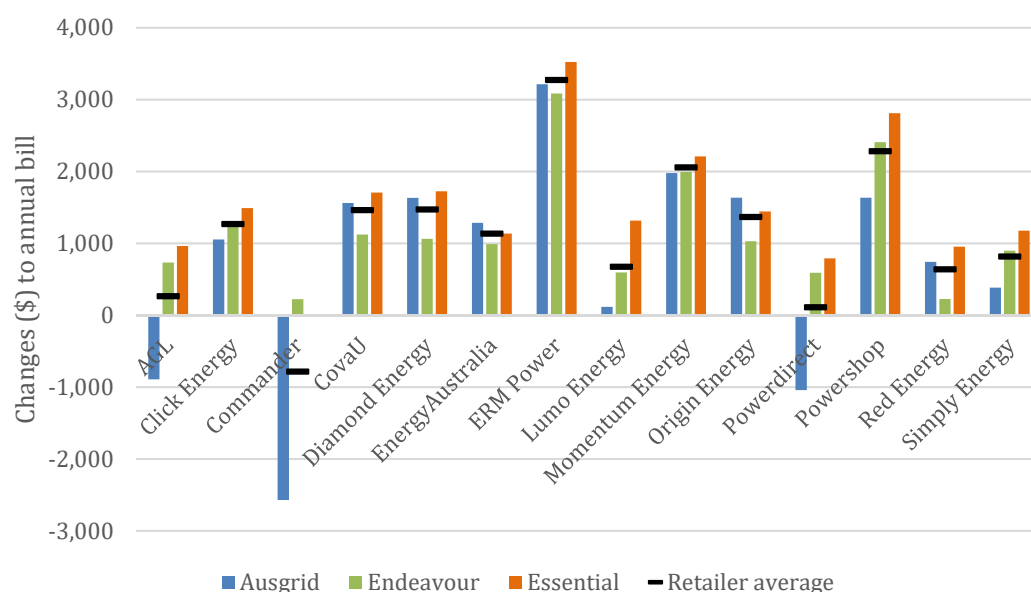


**Chart 29** Percentage change: Comparison of 2016 and 2017 annual electricity bills including guaranteed discounts and pay on time discounts in the **Essential Energy** network. Annual bills based on market offers as of April 2016 and April 2017, 50,000 kWh per annum, single rate and GST inclusive



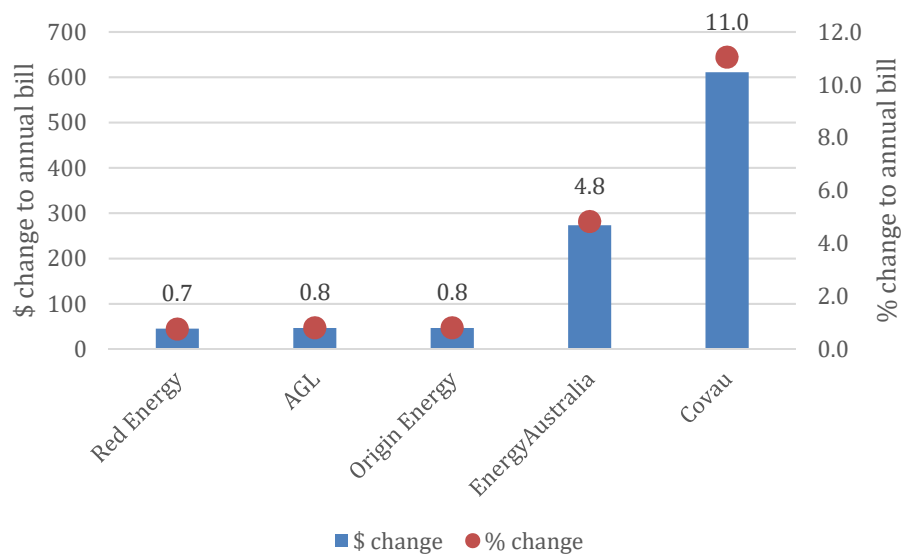
These percentage changes translate into price increases as high as \$3,520 per annum (ERM Power customers in the Essential Energy network) and bill reductions of up to \$2,570 per annum (Commander in Ausgrid) for customers using 50,000 kWh per annum. Chart 30 below shows changes to annual bills (\$) for each retailer in each network area. The short black lines denote the retailer's average across all three network areas.

**Chart 30** Bill change (\$): Comparison of 2016 and 2017 annual electricity bills including guaranteed discounts and pay on time discounts in the Ausgrid, Endeavour Energy and Essential Energy networks. Annual bills based on market offers as of April 2016 and April 2017, 50,000 kWh per annum, single rate and GST inclusive



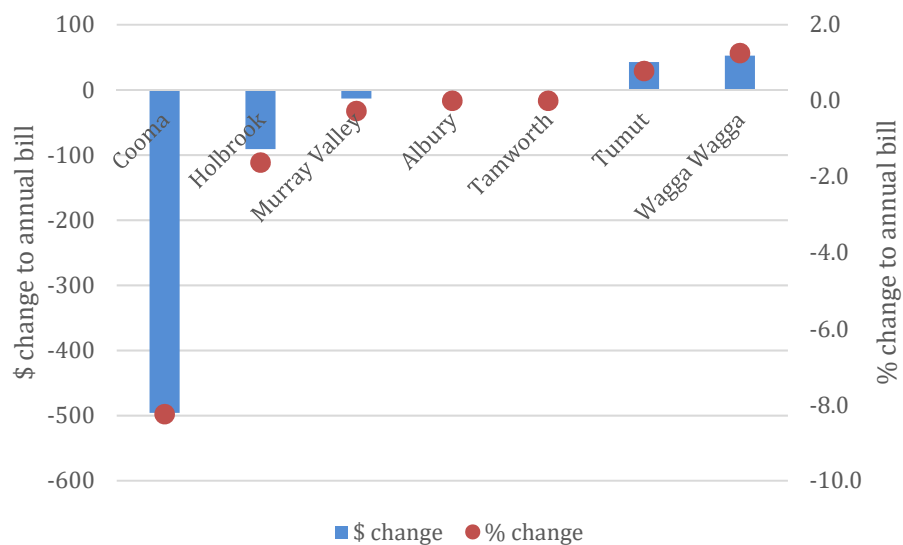
In relation to gas, Red Energy, AGL and Origin have had modest bill increases (less than 1%) for customers consuming 250 GJ per annum in the Sydney/Jemena pricing zone. Energy Australia and Covau, on the other hand, have increased their bills by 4.8% and 11% respectively. Chart 31 below shows increases to annual gas bills as percentage and \$ amount.

**Chart 31** Comparison of 2016 and 2017 annual gas bills including guaranteed discounts and pay on time discounts in the Jemena/Sydney gas zone. Annual bills based on market offers as of April 2016 and April 2017, 250 GJ per annum and GST inclusive



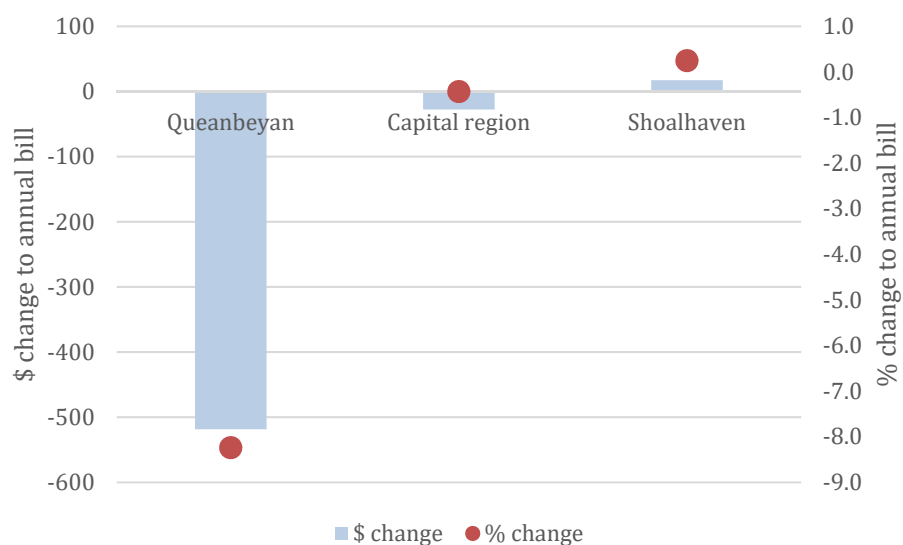
In terms of the many smaller NSW pricing zones, Origin and ActewAGL are the main retailers (although Energy Australia and Red Energy do have offers in some of these zones). Between April 2016 and April 2017, prices for Origin's market offer (Business Saver) reduced in three pricing zones, remained unchanged in two and increased in two. The Cooma region received the greatest decreases while prices increased somewhat (around 1%) in Tumut and Wagga Wagga.

**Chart 32** Comparison of Origin Energy's 2016 and 2017 annual gas bills including guaranteed discounts and pay on time discounts in various gas zones. Annual bills based on market offers as of April 2016 and April 2017, 250 GJ per annum and GST inclusive



ActewAGL's regulated prices decreased significantly in the Queanbeyan area while only small adjustments occurred in the Capital region and Shoalhaven. Customers on ActewAGL's dual fuel market offer would have received greater bill reductions in Queanbeyan and the capital region due to the 10% discount on usage rate for this offer.

**Chart 33** Comparison of ActewAGL's 2016 and 2017 annual gas bills including guaranteed discounts and pay on time discounts in various gas zones. Annual bills based on market offers as of April 2016 and April 2017, 250 GJ per annum and GST inclusive



## 6.2 Victoria

Victorian electricity and gas retail prices have been deregulated since 2009. Victoria has five electricity networks and three gas distributors. There are, however, numerous gas pricing zones in Victoria and only the eight largest zones have been included in this analysis.

Victoria's five electricity networks and eight main gas pricing zones:

Electricity network and incumbent retailer	Area
<b>Citipower (Origin)</b>	Inner city, inner North and Eastern suburbs
<b>Powercor (Origin)</b>	Outer Western suburbs and Western Victoria
<b>Ausnet (Energy Australia)</b>	Outer Northern and Eastern suburbs and Eastern Victoria
<b>Jemena (AGL)</b>	Inner West and North Western Suburbs
<b>United Energy (AGL)</b>	South Eastern suburbs and Mornington Peninsula

Gas zones and incumbent retailer	Area
<b>Multinet 1 (Origin)</b>	Eastern and South Eastern suburbs
<b>Multinet 2 (AGL)</b>	Bayside and outer South Eastern suburbs
<b>Ausnet Central 1 (Energy Australia)</b>	Outer Western suburbs, Geelong and Bellarine Peninsula
<b>Ausnet Central 2 (AGL)</b>	Western and North Western suburbs
<b>Ausnet West (Energy Australia)</b>	Macedon Ranges, Bendigo, Ballarat and Western Victoria
<b>AGN Central 1 (Origin)</b>	Frankston, Mornington Peninsula and Gippsland
<b>AGN Central 2 (Energy Australia)</b>	CBD, inner city and North Eastern suburbs
<b>AGN North (Origin)</b>	Northern and North Eastern Victoria

### 6.2.1 Victorian electricity bills April 2017

The following assumptions have been applied to the analysis of electricity offers in Victoria:

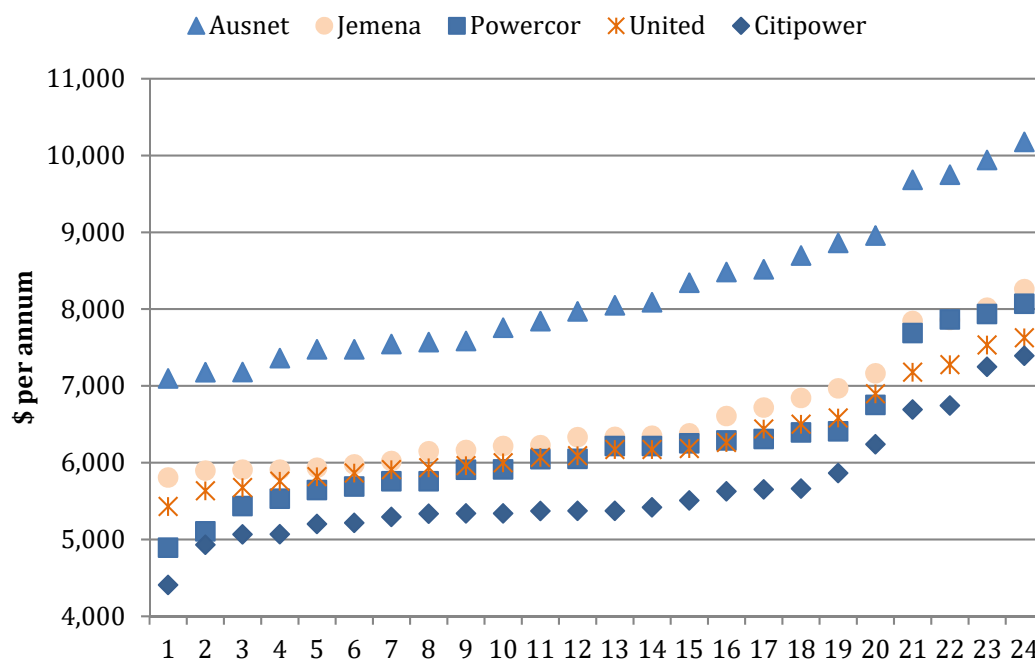
	Low	Medium	High
Annual consumption	10,000 kWh	25,000 kWh	40,000 kWh

Meter/Tariff	Assumptions
Single rate	<ul style="list-style-type: none"> <li>Flat consumption over the year.</li> <li>Seasonal tariffs allocated according to when the tariffs apply.</li> </ul>
Single + controlled load	<ul style="list-style-type: none"> <li>30% of total load allocated to the controlled off-peak rate.</li> <li>Flat consumption over the year.</li> <li>Seasonal tariffs allocated according to when the tariffs apply.</li> </ul>
Two rate	<ul style="list-style-type: none"> <li>30% of total load allocated to the off-peak rate.</li> <li>Flat consumption over the year.</li> <li>Seasonal tariffs allocated according to when the tariffs apply.</li> </ul>
Time of Use	<ul style="list-style-type: none"> <li>30% of total load allocated to the peak rate, 40% to the shoulder rate and 30% to the off-peak rate.</li> <li>Flat consumption over the year.</li> </ul>

#### The price-spread

The typical annual bill for SMEs consuming 25,000 kWh per annum (single rate) is between \$5,600 and \$8,300 (depending on network area). Chart 34 shows annual bills for SMEs consuming 25,000 kWh per annum (single rate) for 24 retailers across the five Victorian distribution networks. It shows that while bills are highest in the Ausnet network and lowest in Citipower, the maximum price spread is greatest in the Powercor network where the difference between the lowest and the highest annual bill is just under \$3,200.

**Chart 34** The price spread for each of the five Victorian distribution networks. Annual bills based on market offers as of April 2017 (including guaranteed discounts and pay on time discounts), 25,000 kWh per annum, single rate and GST inclusive



Figures 8 - 12 below rank the retail offers from lowest to highest annual electricity bills in each of the five network areas. They also show how the retail offers ranked in April 2016 (brackets).<sup>50</sup>

<sup>50</sup> These market offers were collected in April 2017 and it should be noted that retailers may change their rates at any time. Additional discounts for customers choosing to pay by direct debit are not included in these bill calculations.

**Figure 8** Lowest to highest annual bills (incl GST) for market offers in Victoria's **Citipower** network (April 2017), including discounts and pay on time discounts - SMEs consuming 25,000kWh per annum (single rate)






**Figure 9** Lowest to highest annual bills (incl GST) for market offers in Victoria's **Powercor** network (April 2017), including discounts and pay on time discounts - SMEs consuming 25,000kWh per annum (single rate)





	11. Commander	\$6,047 (17)
	12. Simply Energy	\$6,052 (-)
	13. Alinta	\$6,218 (13)
	14. Click Energy	\$6,218 (11)
	15. Powershop	\$6,254 (4)
	16. People Energy	\$6,290 (19)
	17. Origin Energy	\$6,310 (14)
	18. GloBird	\$6,396 (12)
	19. Red Energy	\$6,411 (15)
	20. ERM Power	\$6,754 (8)
	21. Blue NRG	\$7,689 (-)
	22. Diamond	\$7,866 (18)
	23. Dodo	\$7,938 (20)
	24. Oline Power and Gas	\$8,071 (21)

**Figure 10** Lowest to highest annual bills (incl GST) for market offers in Victoria's **Ausnet** network (April 2017), including discounts and pay on time discounts - SMEs consuming 25,000kWh per annum (single rate)





**Figure 11** Lowest to highest annual bills (incl GST) for market offers in Victoria's **Jemena** network (April 2017), including discounts and pay on time discounts - SMEs consuming 25,000kWh per annum (single rate)



	11. Commander	\$6,229 (5)
	12. Alinta	\$6,333 (11)
	13. Energy Australia	\$6,336 (4)
	14. Covau	\$6,351 (18)
	15. Lumo Energy	\$6,383 (12)
	16. Simply Energy	\$6,609 (-)
	17. Click Energy	\$6,718 (19)
	18. Powershop	\$6,843 (10)
	19. GloBird	\$6,969 (20)
	20. ERM Power	\$7,163 (15)
	21. Diamond	\$7,845 (21)
	22. Dodo	\$7,858 (16)
	23. Oline Power and Gas	\$8,018 (17)
	24. Blue NRG	\$8,261 (-)

**Figure 12** Lowest to highest annual bills (incl GST) for market offers in Victoria's **United Energy** network (April 2017), including discounts and pay on time discounts - SMEs consuming 25,000kWh per annum (single rate)



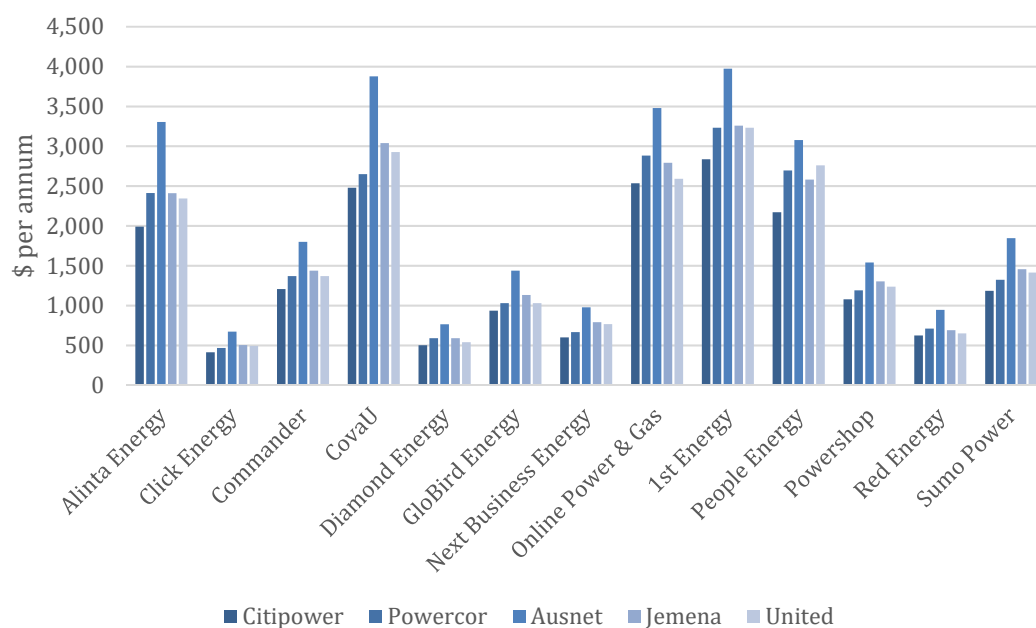
	17. Powershop	\$6,502 (17)
	18. Click Energy	\$6,582 (19)
	19. ERM Power	\$6,898 (9)
	20. Diamond	\$7,179 (14)
	21. Oline Power and Gas	\$7,278 (21)
	22. Blue NRG	\$7,533 (-)
	23. Dodo	\$7,627 (18)

#### **Additional discounts**

Thirteen of the 24 retailers operating in Victoria offer conditional pay on time discounts and for customers using 25,000kWh per annum the difference to the annual bill if they pay late can be as much as \$4,000 (1<sup>st</sup> Energy's offer in the Ausnet network). Other retailers with very high pay on time discounts are Covau, Online Power and Gas, People Energy and Alinta. Chart 35 below shows the difference to annual bills that include guaranteed discounts only compared to annual bills that include pay on time discounts (only retailers that offer conditional discounts are included in this chart).<sup>51</sup>

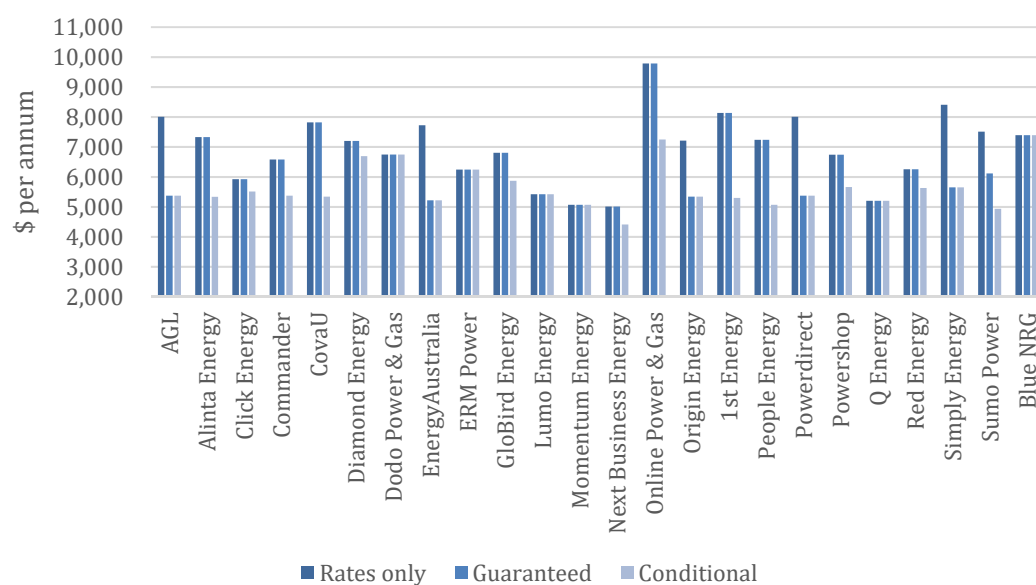
<sup>51</sup> Note that Powershop's conditional discount is an 'online saver' that is obtained by the customer when logging in (after being prompted by a monthly email) to pay the amount owed.

**Chart 35** Difference in annual bills based on guaranteed discounts only and conditional pay on time discounts in all five network areas. Annual bills based on market offers as of April 2017, 25,000 kWh per annum, single rate and GST inclusive



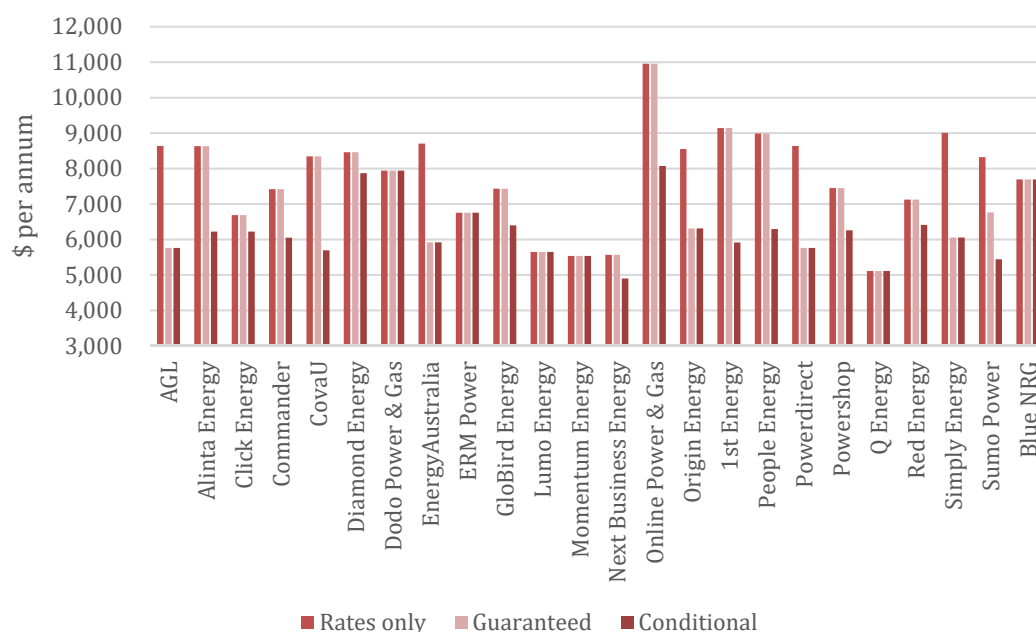
Charts 36 - 40 show annual bills based on their rates only, inclusive of guaranteed discounts and inclusive of guaranteed as well as pay on time discounts for all five network areas.<sup>52</sup>

**Chart 36** Annual bills based on rates, guaranteed discounts and pay on time discounts in Victoria's **Citipower** network. Annual bills based on market offers as of April 2017, 25,000 kWh per annum, single rate and GST inclusive

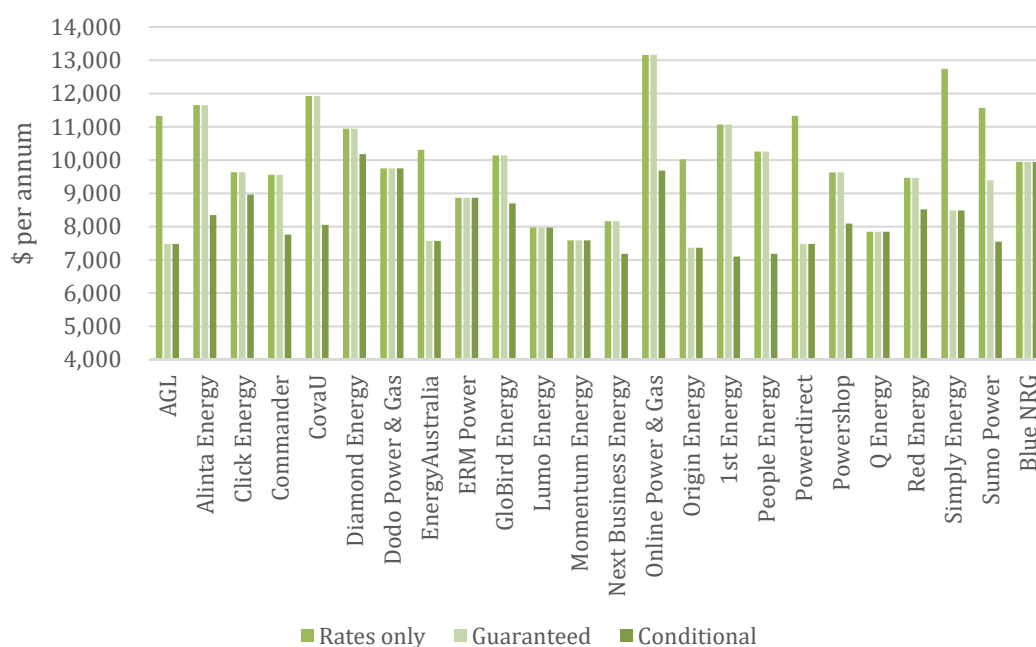


<sup>52</sup> Ibid.

**Chart 37** Annual bills based on rates, guaranteed discounts and pay on time discounts in Victoria's **Powercor** network. Annual bills based on market offers as of April 2017, 25,000 kWh per annum, single rate and GST inclusive

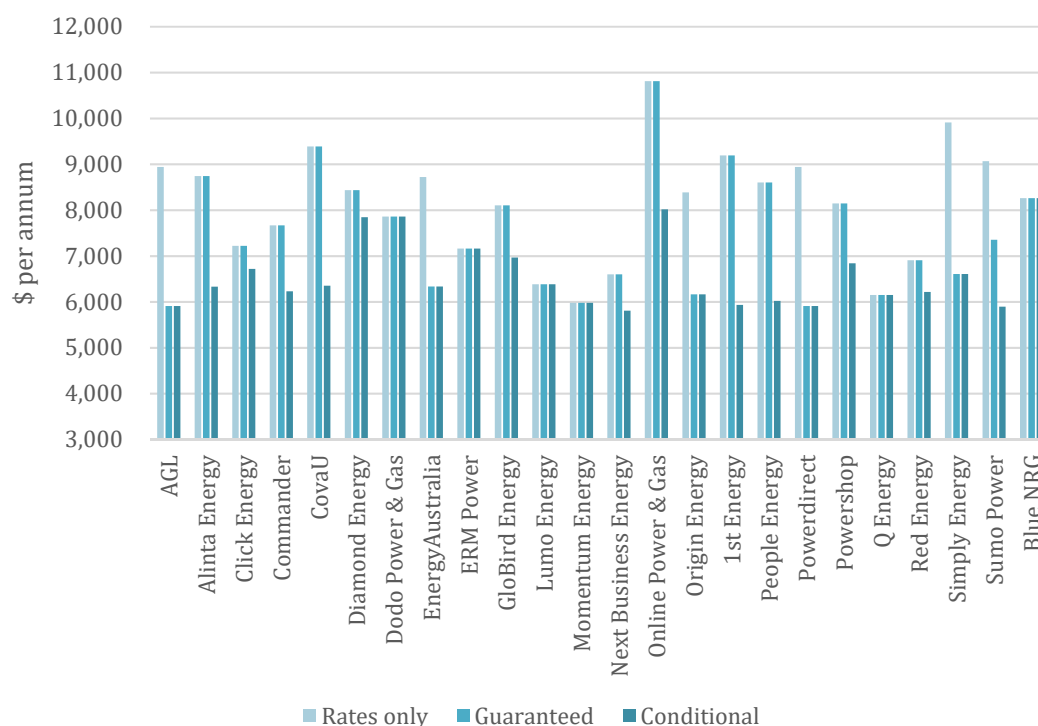


**Chart 38** Annual bills based on rates, guaranteed discounts and pay on time discounts in Victoria's **Ausnet** network. Annual bills based on market offers as of April 2017, 25,000 kWh per annum, single rate and GST inclusive

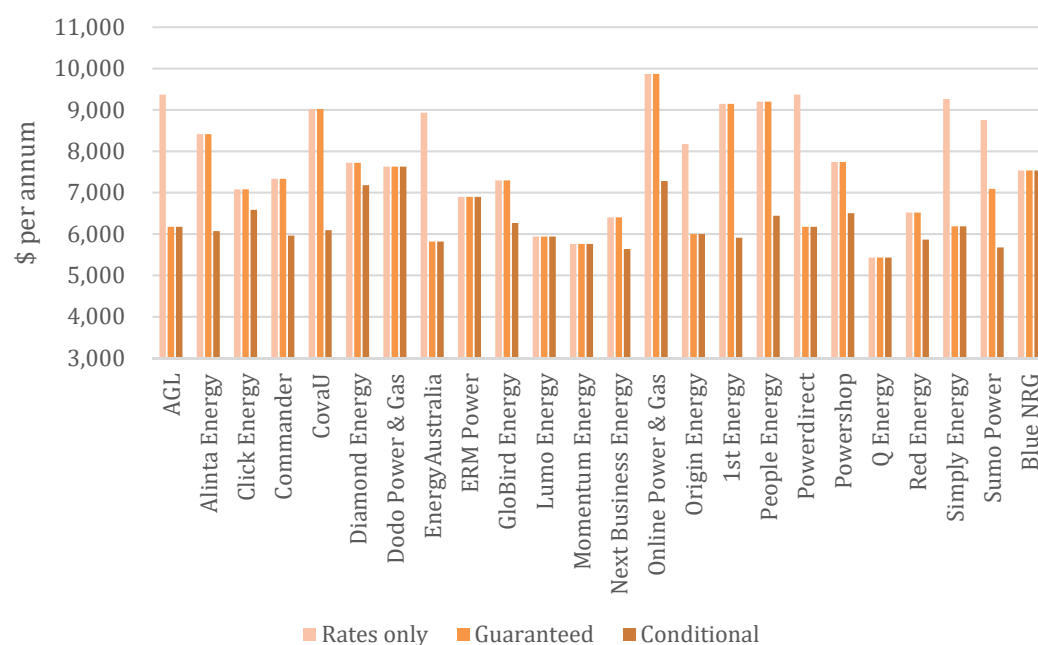




**Chart 39** Annual bills based on rates, guaranteed discounts and pay on time discounts in Victoria's **Jemena** network. Annual bills based on market offers as of April 2017, 25,000 kWh per annum, single rate and GST inclusive



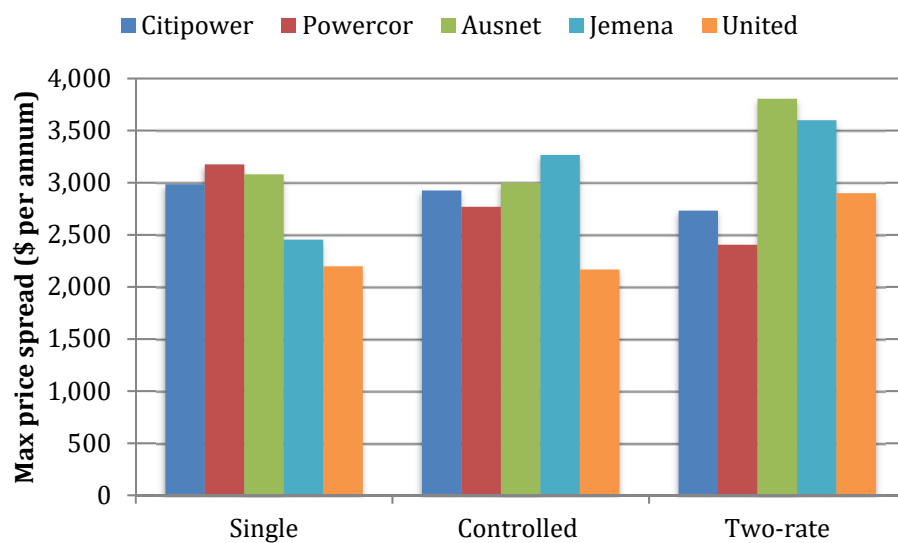
**Chart 40** Annual bills based on rates, guaranteed discounts and pay on time discounts in Victoria's **United Energy** network. Annual bills based on market offers as of April 2017, 25,000 kWh per annum, single rate and GST inclusive



### Different tariff types

The above analysis examines single rate offers only. The price spread, as well as the ranking of offers, does however vary between tariff types. Chart 41 shows maximum difference to the annual bill for single rate, single rate with controlled load and two-rate offers. It shows that the price spread for the two-rate and controlled offers is greatest in Ausnet and Jemena's network areas.

**Chart 41** The maximum price spread for single rate, controlled and two-rate offers in the five Victorian networks. Annual bills based on market offers as of April 2017 (including guaranteed discounts and pay on time discounts), 25,000 kWh per annum and GST inclusive<sup>53</sup>

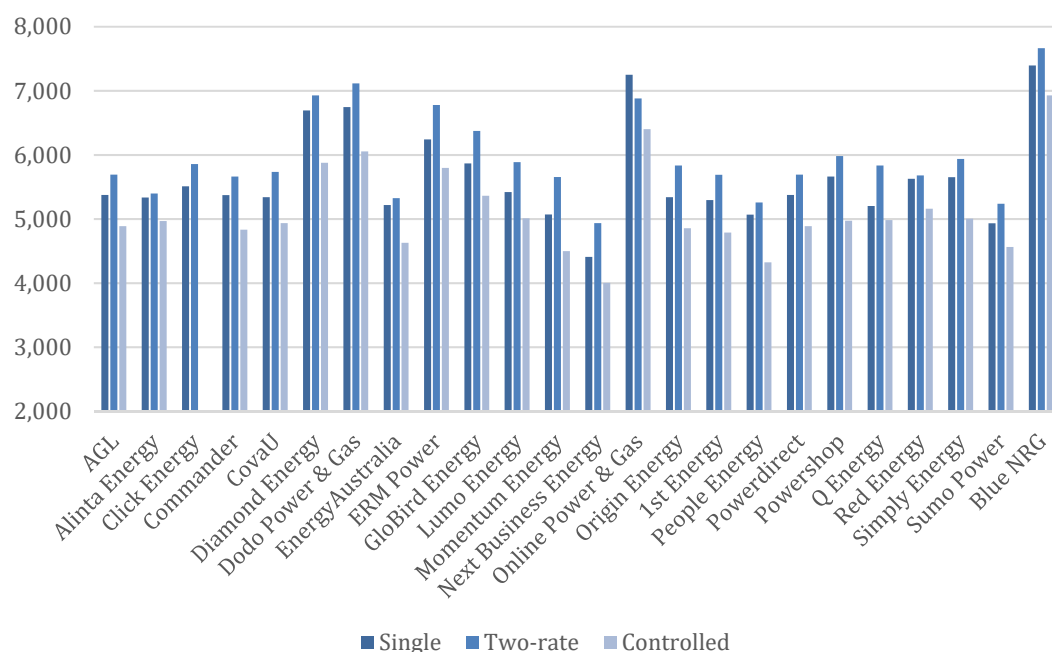


Charts 42 - 46 below compare annual bills for the three tariff types in each of the five network areas.<sup>54</sup>

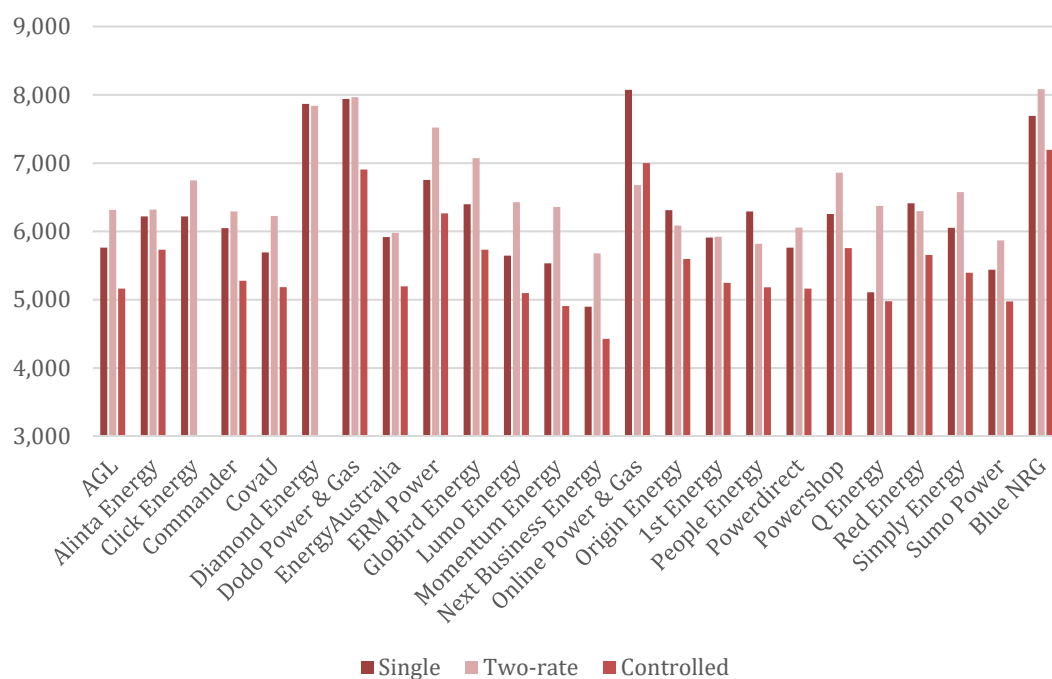
<sup>53</sup> 30% of total consumption allocated to the controlled load and the off-peak component of the two-rate tariff.

<sup>54</sup> Ibid.

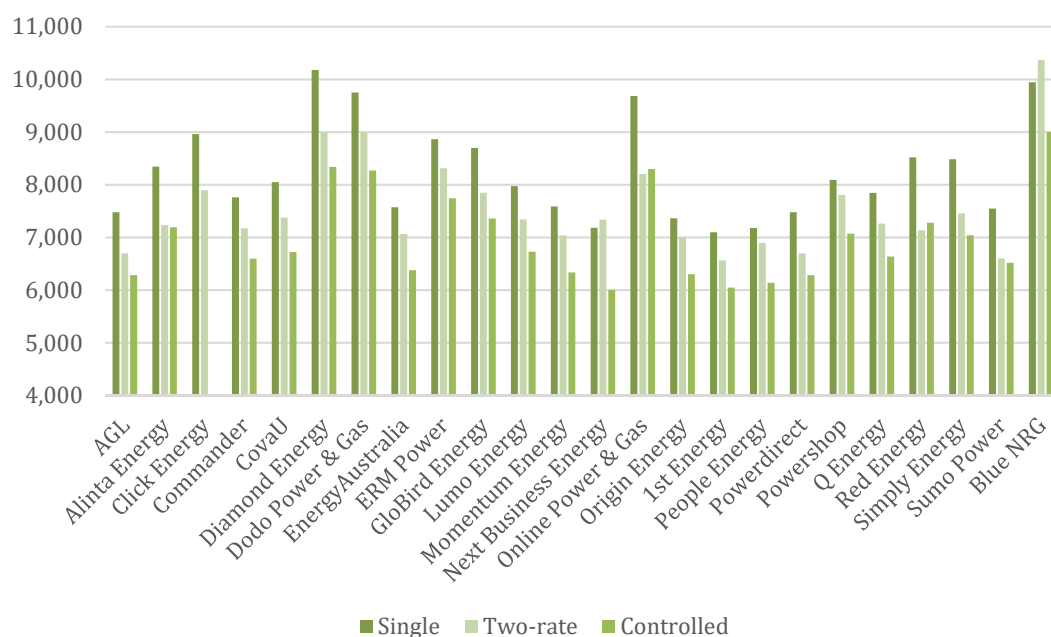
**Chart 42 Citipower:** Annual bills for single rate, two-rate and controlled load tariffs. Annual bills based on market offers as of April 2017 (including guaranteed discounts and pay on time discounts), 25,000 kWh per annum and GST inclusive



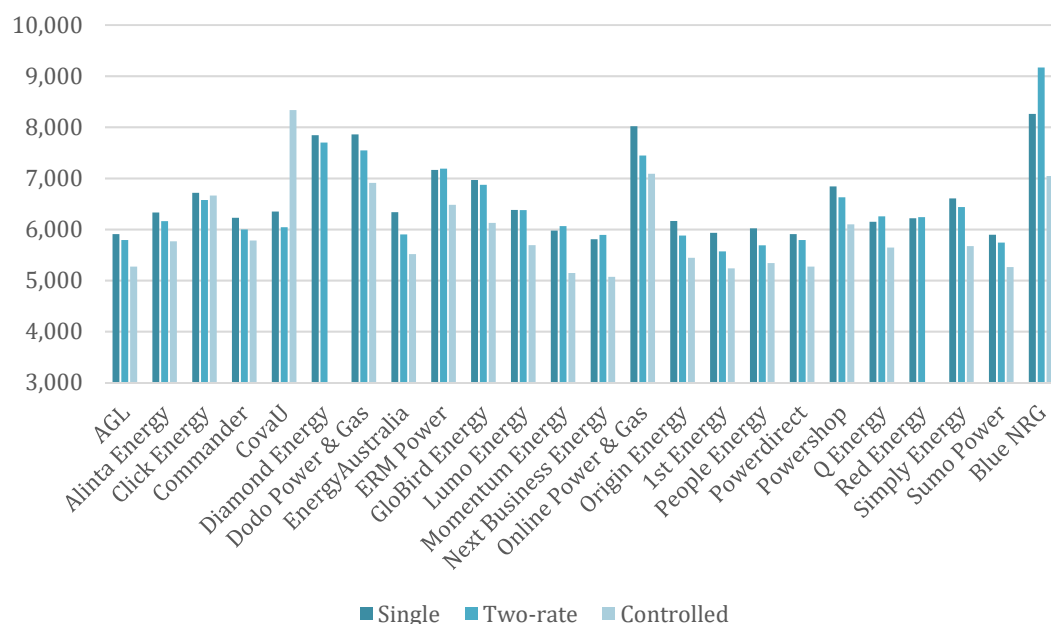
**Chart 43 Powercor:** Annual bills for single rate, two-rate and controlled load tariffs. Annual bills based on market offers as of April 2017 (including guaranteed discounts and pay on time discounts), 25,000 kWh per annum and GST inclusive



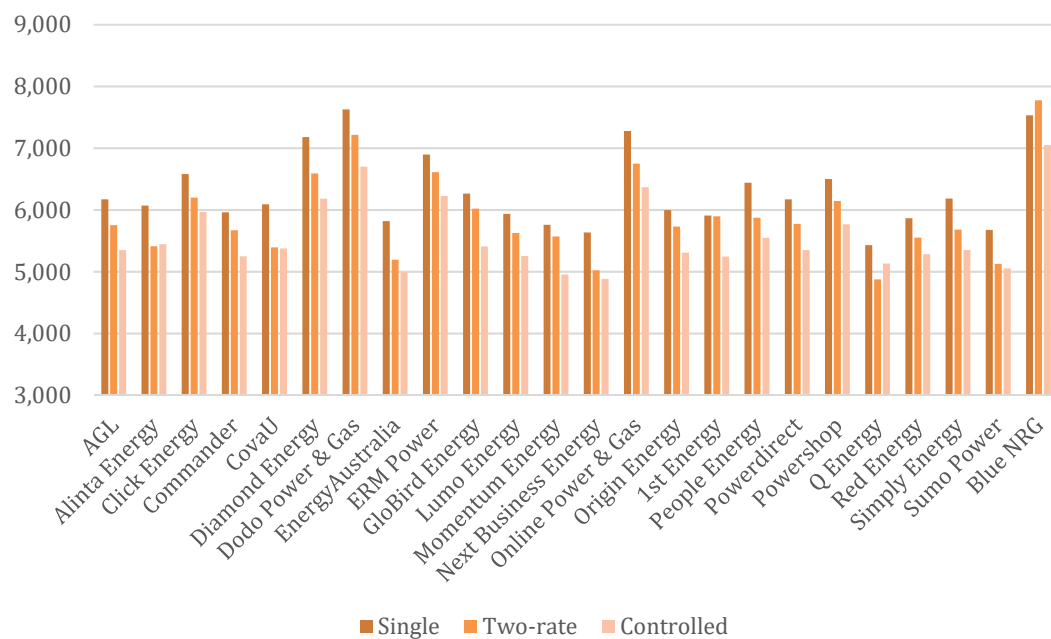
**Chart 44 Ausnet:** Annual bills for single rate, two-rate and controlled load tariffs. Annual bills based on market offers as of April 2017 (including guaranteed discounts and pay on time discounts), 25,000 kWh per annum and GST inclusive



**Chart 45 Jemena:** Annual bills for single rate, two-rate and controlled load tariffs. Annual bills based on market offers as of April 2017 (including guaranteed discounts and pay on time discounts), 25,000 kWh per annum and GST inclusive



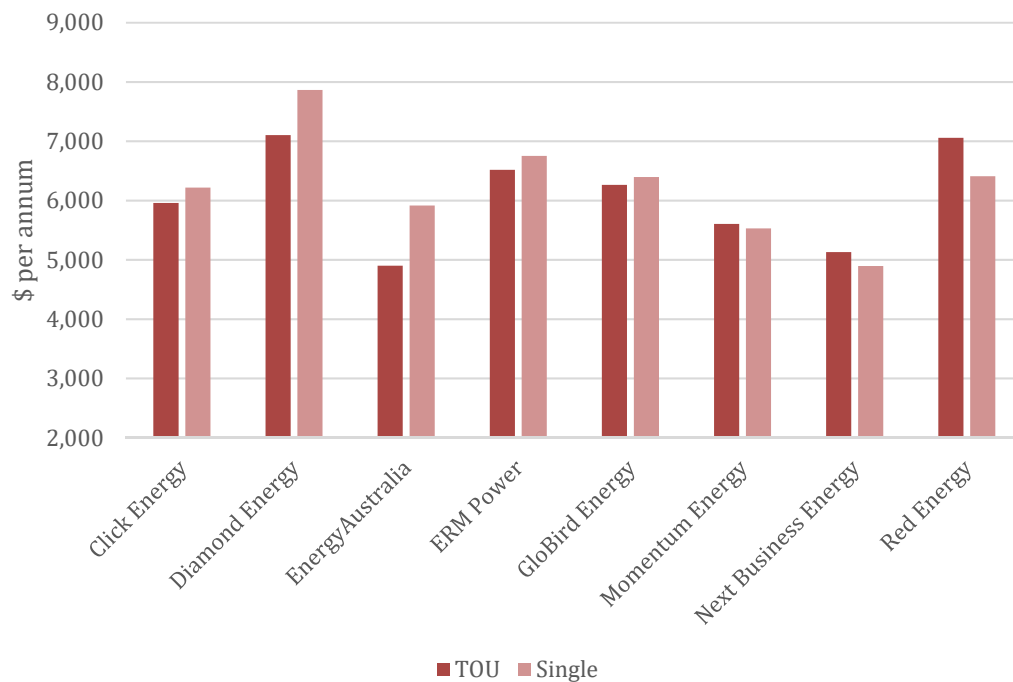
**Chart 46 United Energy:** Annual bills for single rate, two-rate and controlled load tariffs. Annual bills based on market offers as of April 2017 (including guaranteed discounts and pay on time discounts), 25,000 kWh per annum and GST inclusive



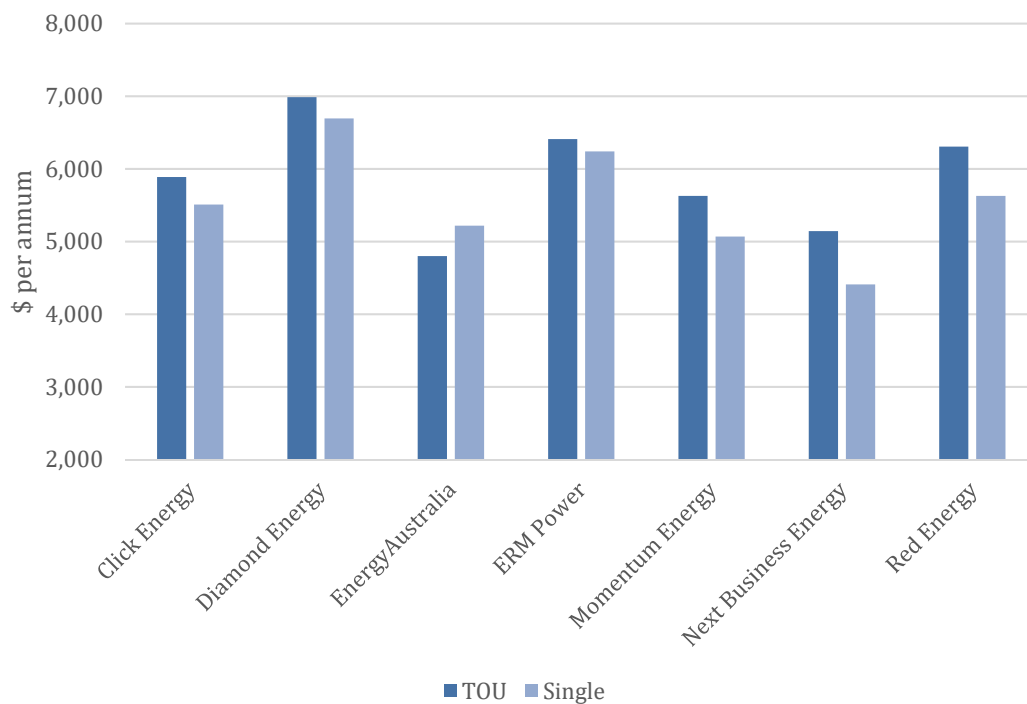
Some retailers also offer TOU tariffs. Charts 47 and 48 compare these TOU rates to the single rates offered by the same retailers in Powercor and Citipower's network areas.<sup>55</sup> Based on a consumption split of 30% peak, 40% shoulder and 30% off-peak, the TOU offers produce lower bills for five retailers in the Powercor network while only one retail offer (Energy Australia) produces lower bills for TOU metering in the Citipower network.

<sup>55</sup> 30% of total consumption allocated to the peak rate, 40% to the shoulder rate and 30% to the off-peak rate.

**Chart 47 Powercor:** Annual bills for single rate and TOU tariffs. Annual bills based on market offers as of April 2017 (including guaranteed discounts and pay on time discounts), 25,000 kWh per annum and GST inclusive



**Chart 48 Citipower:** Annual bills for single rate and TOU tariffs. Annual bills based on market offers as of April 2017 (including guaranteed discounts and pay on time discounts), 25,000 kWh per annum and GST inclusive



## Network charges

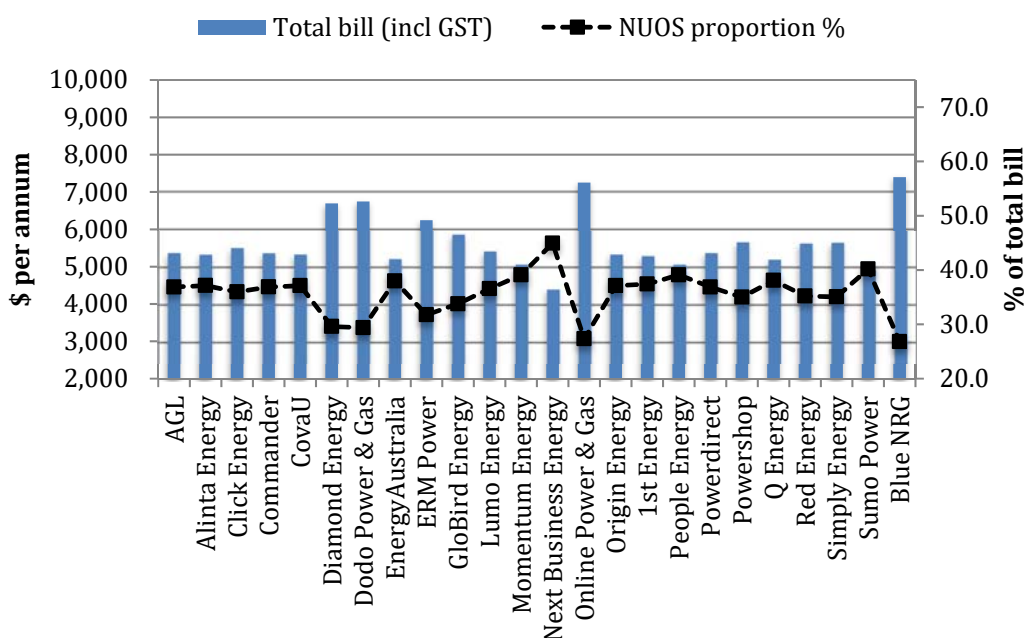
The five Victorian electricity networks (Citipower, Powercor, Ausnet, Jemena and United Energy), introduce new Network Use of System (NUOS) charges as of 1 January every year. These NUOS charges are approved by the Australian Energy Regulator (AER) and comprise Transmission Use of System (TUOS) and Distribution Use of System (DUOS) as well as other costs such as jurisdictional charges and metering charges. The retailers can, and generally will, build changes to the NUOS (in relation to both shape and price) into their retail tariffs.

The charts presented in this section show that the NUOS proportion of bills varies significantly between retail offers as well as network areas.

Charts 49 - 53 show annual retail bills (columns) and NUOS as proportion of annual bill (dotted line) for each of the five network areas.

In the Citipower network the NUOS charges account for more than 40% of Next and Sumo's annual bills while they only make up 27.3% and 26.8% of Blue NRG and Online Power's respective offers.

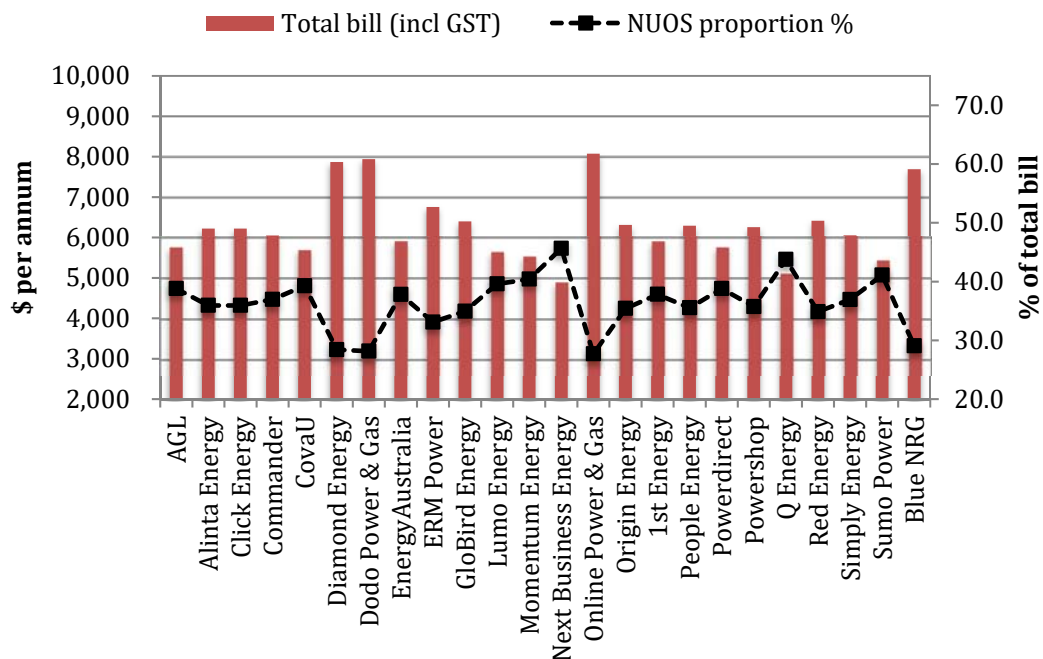
**Chart 49 Citipower:** Annual retail bills (incl. GST) and NUOS as proportion of total bill, April 2017. Based on retail market offers (including guaranteed and pay on time discounts), single rate, 25,000 kWh per annum)<sup>56</sup>



<sup>56</sup> Based on market offer rates as of April 2017, presented as annual bills for SMEs using 25,000kWh per annum (single rate). The annual NUOS charges are based on the Citipower's charges (tariff C1G) for the 2017 calendar year. The NUOS also includes fixed charges.

In the Powercor network the NUOS charges account for more than 40% of Next, QEnergy, Sumo and Momentum's annual bills while they only make up approximately 28% Diamond, Dodo and Online's offers.

**Chart 50 Powercor:** Annual retail bills (incl. GST) and NUOS as proportion of total bill, April 2017. Based on retail market offers (including guaranteed and pay on time discounts), single rate, 25,000 kWh per annum)<sup>57</sup>

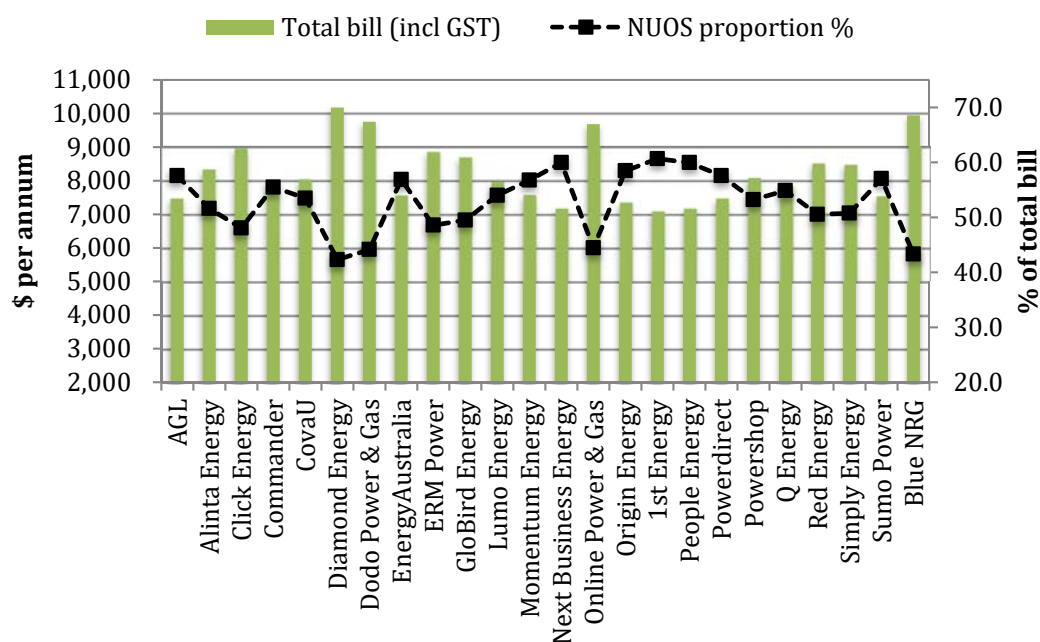


In the Ausnet network where the NUOS charges are higher, the NUOS charges account for approximately 60% of Next, People Energy and 1<sup>st</sup> Energy's annual bills while they only make up 45% or less of Diamond, Dodo, Online and Blue NRG's offers.

<sup>57</sup> Based on market offer rates as of April 2017, presented as annual bills for SMEs using 25,000kWh per annum (single rate). The annual NUOS charges are based on the Powercor's charges (tariff ND1) for the 2017 calendar year. The NUOS also includes fixed charges.



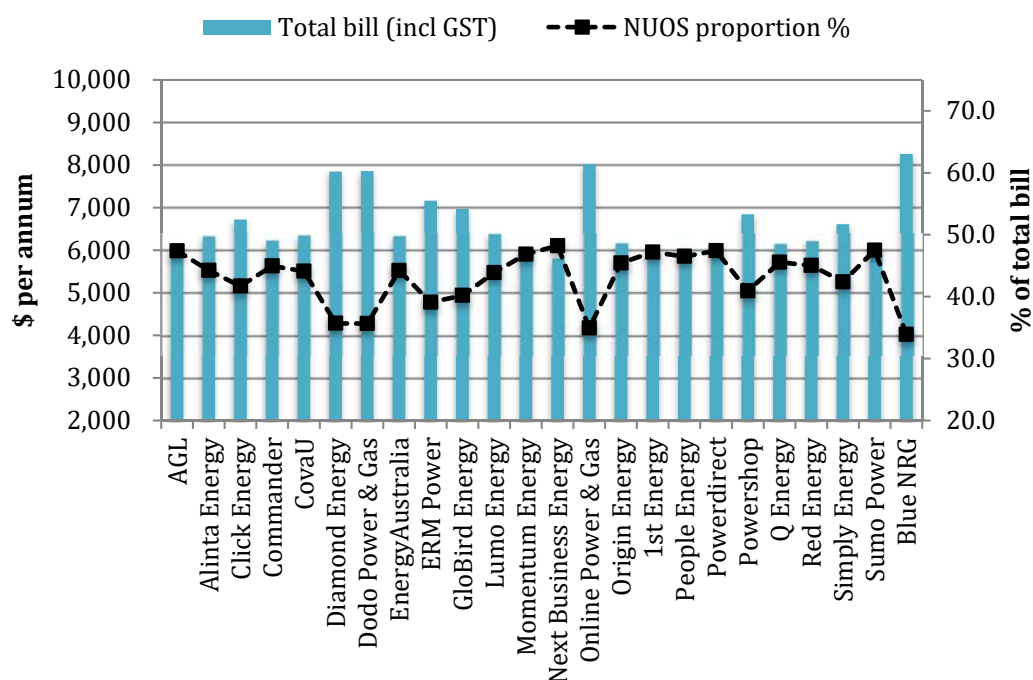
**Chart 51 Ausnet:** Annual retail bills (incl. GST) and NUOS as proportion of total bill, April 2017. Based on retail market offers (including guaranteed and pay on time discounts), single rate, 25,000 kWh per annum)<sup>58</sup>



In the Jemena network the NUOS charges account for more than 47% of AGL, Next, 1<sup>st</sup> Energy, Powerdirect and Sumo's annual bills while they only make up 34% of Blue NRG's offer.

<sup>58</sup> Based on market offer rates as of April 2017, presented as annual bills for SMEs using 25,000kWh per annum (single rate). The annual NUOS charges are based on the Ausnet's charges (tariff NEE 12) for the 2017 calendar year. The NUOS also includes fixed charges.

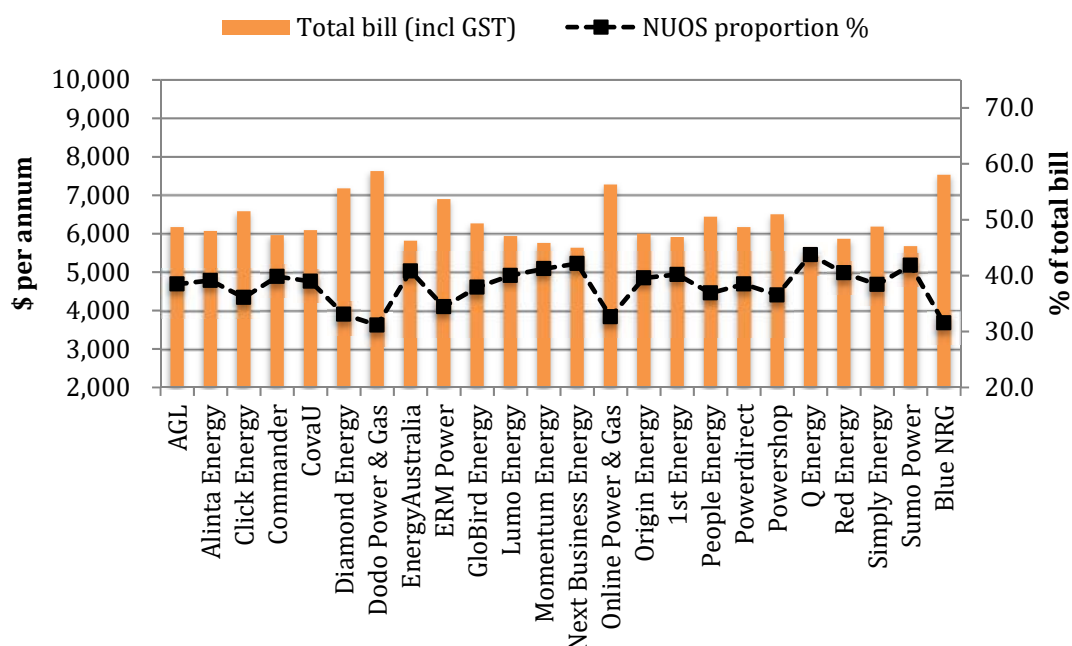
**Chart 52 Jemena:** Annual retail bills (incl. GST) and NUOS as proportion of total bill, April 2017. Based on retail market offers (including guaranteed and pay on time discounts), single rate, 25,000 kWh per annum)<sup>59</sup>



In the United Energy network the NUOS charges account for almost 44% for QEnergy's offer while they only make up 31% of Dodo and Blue's offers.

<sup>59</sup> Based on market offer rates as of April 2017, presented as annual bills for SMEs using 25,000kWh per annum (single rate). The annual NUOS charges are based on the Jemena's charges (tariff A200) for the 2017 calendar year. The NUOS also includes fixed charges.

**Chart 53 United Energy:** Annual retail bills (incl. GST) and NUOS as proportion of total bill, April 2017. Based on retail market offers (including guaranteed and pay on time discounts), single rate, 25,000 kWh per annum)<sup>60</sup>



## 6.2.2 Victorian gas bills April 2017

There are eight main pricing zones in Victoria, two in the Multinet network, three in Ausnet and three in Australian Gas Networks (AGN).

The following assumptions have been applied to the analysis of gas offers in Victoria:

	Low	Medium	High
<b>Annual consumption</b>	200 GJ	500 GJ	800 GJ
<b>Assumptions:</b>	<ul style="list-style-type: none"> <li>Flat consumption over the year.</li> <li>Seasonal tariffs allocated according to when the tariffs apply.</li> </ul>		

<sup>60</sup> Based on market offer rates as of April 2017, presented as annual bills for SMEs using 25,000kWh per annum (single rate). The annual NUOS charges are based on the United Energy's charges (tariff LVM 1R) for the 2017 calendar year. The NUOS also includes fixed charges.

### The price-spread

The typical annual market offer bill for SMEs consuming 500 GJ per annum ranges from \$7,080 (including discounts) in the Ausnet Central 2 pricing zone to \$8,130 in the AGN North zone. The maximum price spread is also highest in the AGN North pricing zone where the difference between the highest and lowest annual bill is \$2,520 per annum. The price spread is lowest in the Ausnet West pricing zone (\$1,595).

Chart 54 shows the average gas market offer bill for the eight main pricing zone as well as the maximum price spread for each area.

**Chart 54** Average annual bills and price spread in the Victorian gas pricing zones. Annual bills based on market offers as of April 2017 (including guaranteed discounts and pay on time discounts), 500 GJ per annum and GST inclusive

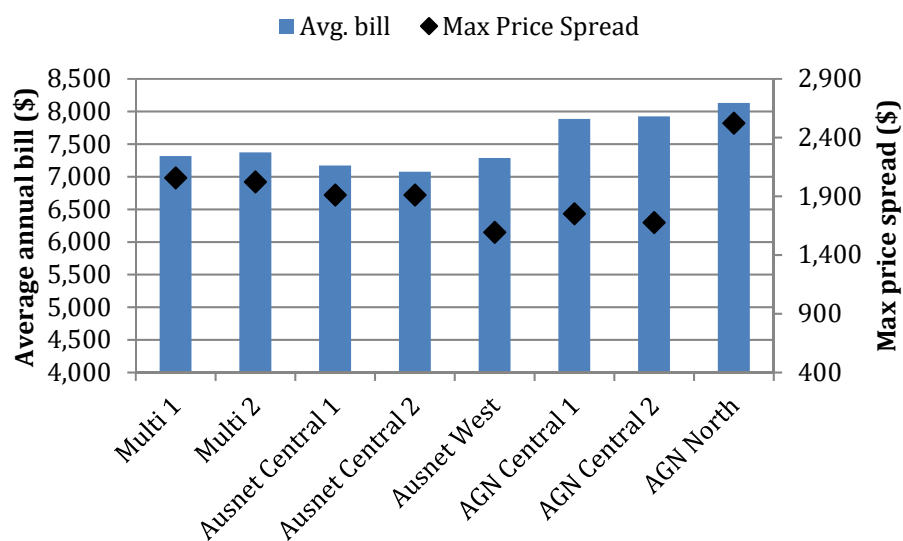
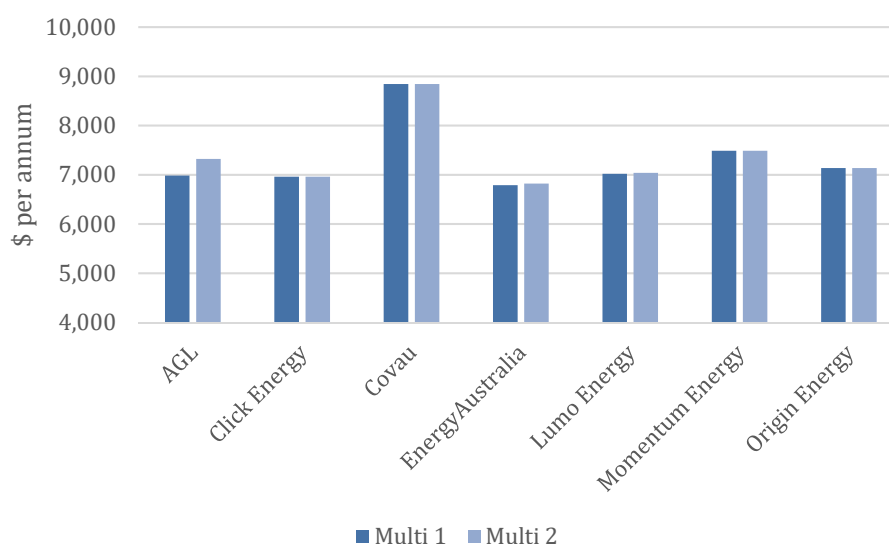


Chart 55 shows the retailers' gas market offer bills in the two Multinet pricing zones.<sup>61</sup>

**Chart 55** Annual gas bills in Victoria's Multinet pricing zones. Annual bills based on market offers as of April 2017 (including guaranteed discounts and pay on time discounts), 500 GJ per annum and GST inclusive



Figures 13 - 14 below rank the retail offers from lowest to highest annual gas bills in the two Multinet pricing zones.<sup>62</sup> They also show how the retail offers ranked in April 2016 (brackets).

<sup>61</sup> Note that Click, Lumo and Momentum's offers are only available as part of dual fuel contracts.

<sup>62</sup> These market offers were collected in April 2017 and it should be noted that retailers may change their rates at any time. Additional discounts for customers choosing to pay by direct debit are not included in these bill calculations.

**Figure 13** Lowest to highest annual bills (incl GST) for market offers in the **Multinet 1** gas zone (April 2017). Bills including guaranteed discounts and pay on time discounts - SMEs consuming 500 GJ per annum

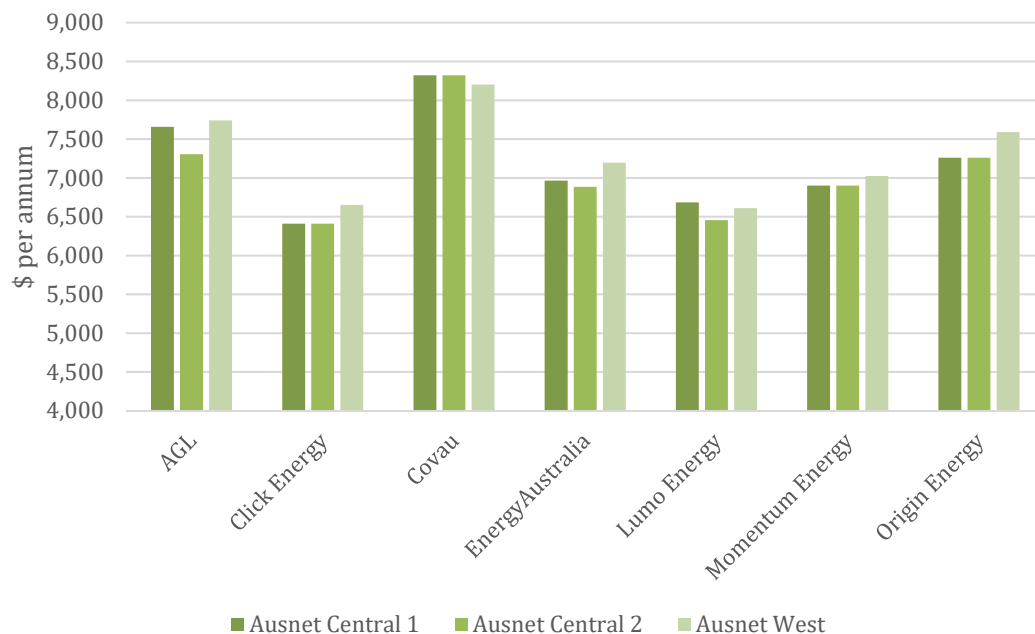


**Figure 14** Lowest to highest annual bills (incl GST) for market offers in the **Multinet 2** gas zone (April 2017). Bills including guaranteed discounts and pay on time discounts - SMEs consuming 500 GJ per annum



Chart 56 shows the retailers' gas market offer bills in the three Ausnet pricing zones.<sup>63</sup>

**Chart 56** Annual gas bills in Victoria's Ausnet pricing zones. Annual bills based on market offers as of April 2017 (including guaranteed discounts and pay on time discounts), 500 GJ per annum and GST inclusive



Figures 15 - 17 below rank the retail offers from lowest to highest annual gas bills in the three Ausnet pricing zones.<sup>64</sup> They also show how the retail offers ranked in April 2016 (brackets).

<sup>63</sup> Note that Click, Lumo and Momentum's offers are only available as part of dual fuel contracts.

<sup>64</sup> These market offers were collected in April 2017 and it should be noted that retailers may change their rates at any time. Additional discounts for customers choosing to pay by direct debit are not included in these bill calculations.

**Figure 15** Lowest to highest annual bills (incl GST) for market offers in the **Ausnet Central 1** gas zone (April 2017). Bills including guaranteed discounts and pay on time discounts - SMEs consuming 500 GJ per annum



**Figure 16** Lowest to highest annual bills (incl GST) for market offers in the **Ausnet Central 2** gas zone (April 2017). Bills including guaranteed discounts and pay on time discounts - SMEs consuming 500 GJ per annum



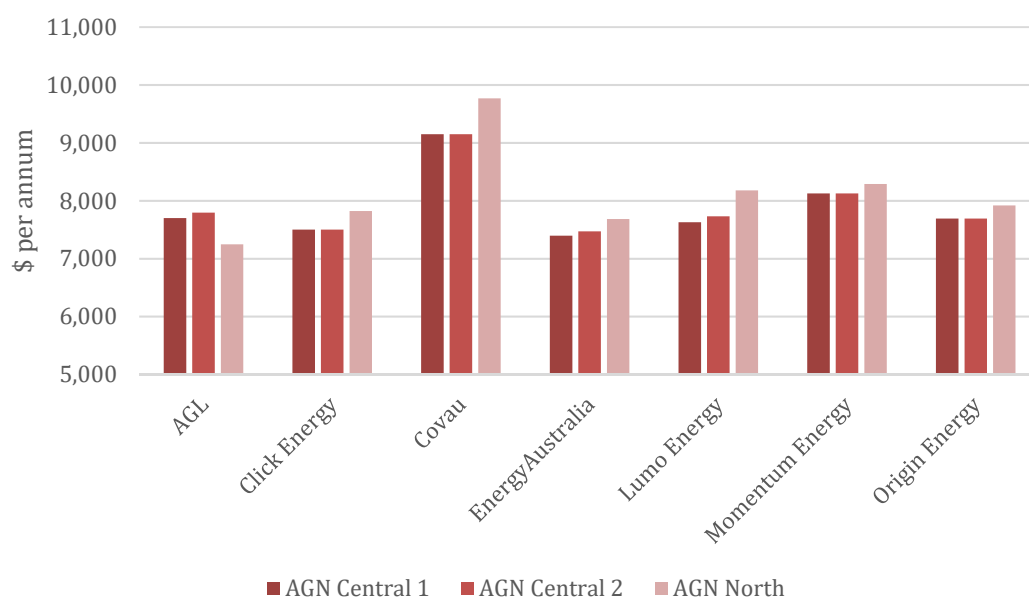


**Figure 17** Lowest to highest annual bills (incl GST) for market offers in the **Ausnet West** gas zone (April 2016). Bills including guaranteed discounts and pay on time discounts - SMEs consuming 500 GJ per annum



Chart 57 shows the retailers' gas market offer bills in the three AGN pricing zones.<sup>65</sup>

**Chart 57** Annual gas bills in Victoria's AGN pricing zones. Annual bills based on market offers as of April 2017 (including guaranteed discounts and pay on time discounts), 500 GJ per annum and GST inclusive



<sup>65</sup> Note that Click, Lumo and Momentum's offers are only available as part of dual fuel contracts.

Figures 18 - 20 below rank the retail offers from lowest to highest annual gas bills in the three AGN pricing zones. They also show how the retail offers ranked in April 2017 (brackets).<sup>66</sup>

**Figure 18** Lowest to highest annual bills (incl GST) for market offers in the **AGN Central 1** gas zone (April 2016). Bills including guaranteed discounts and pay on time discounts - SMEs consuming 500 GJ per annum



<sup>66</sup> These market offers were collected in April 2017 and it should be noted that retailers may change their rates at any time. Additional discounts for customers choosing to pay by direct debit are not included in these bill calculations.

**Figure 19** Lowest to highest annual bills (incl GST) for market offers in the **AGN Central 2** gas zone (April 2017). Bills including guaranteed discounts and pay on time discounts - SMEs consuming 500 GJ per annum



**Figure 20** Lowest to highest annual bills (incl GST) for market offers in the **AGN North** gas zone (April 2017). Bills including guaranteed discounts and pay on time discounts - SMEs consuming 500 GJ per annum



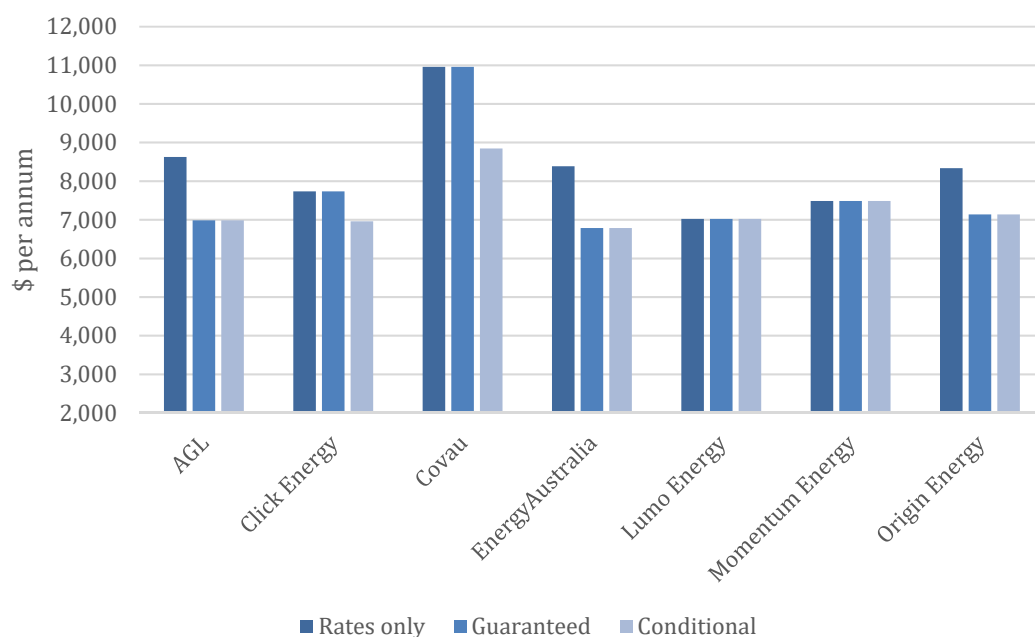
### Additional discounts

AGL, Energy Australia and Origin offer guaranteed discounts on the consumption rates for a limited period (the benefit period). Click and Covau's discounts, however, are conditional upon the bills being paid on time. Momentum and Lumo, on the other hand, do not offer any additional discounts.

Charts 58 - 65 show annual bills based on their rates only, inclusive of guaranteed discounts and inclusive of guaranteed as well as pay on time discounts in the each of the eight gas pricing zones.<sup>67</sup>

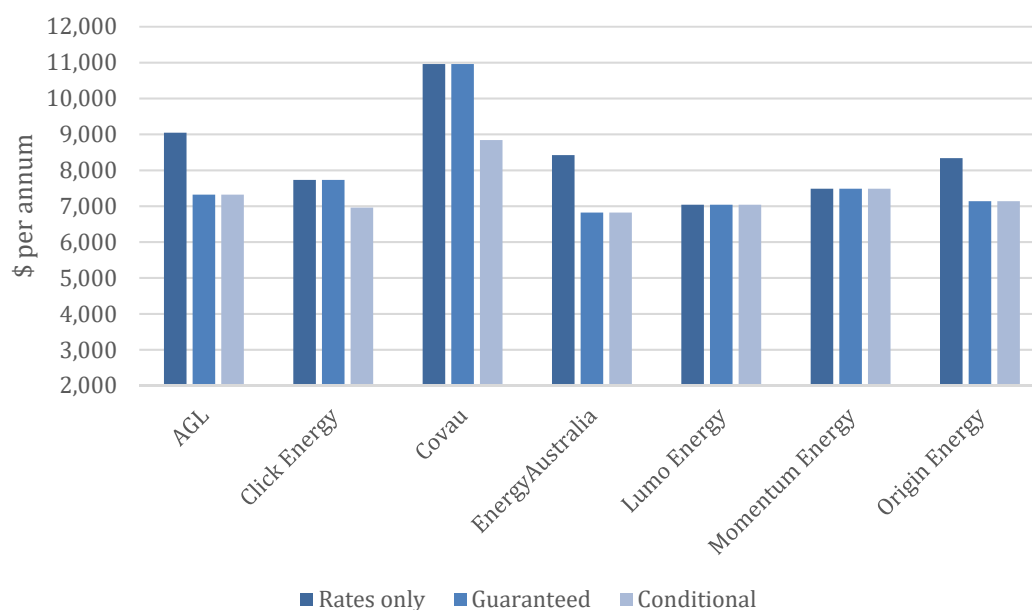
The charts show that AGL, Covau, Energy Australia and Origin's discounts are more than \$1,000 per annum for customers with this consumption level across all pricing zones. The greatest discount (\$2,360) is offered to Covau customers in the AGN North gas zone. Momentum and Lumo, on the other hand, are the two retailers with the consistently lowest base rates.

**Chart 58** Annual bills based on rates, guaranteed discounts and pay on time discounts in the **Multinet 1** gas zone. Annual bills based on market offers as of April 2017, 500 GJ per annum and GST inclusive

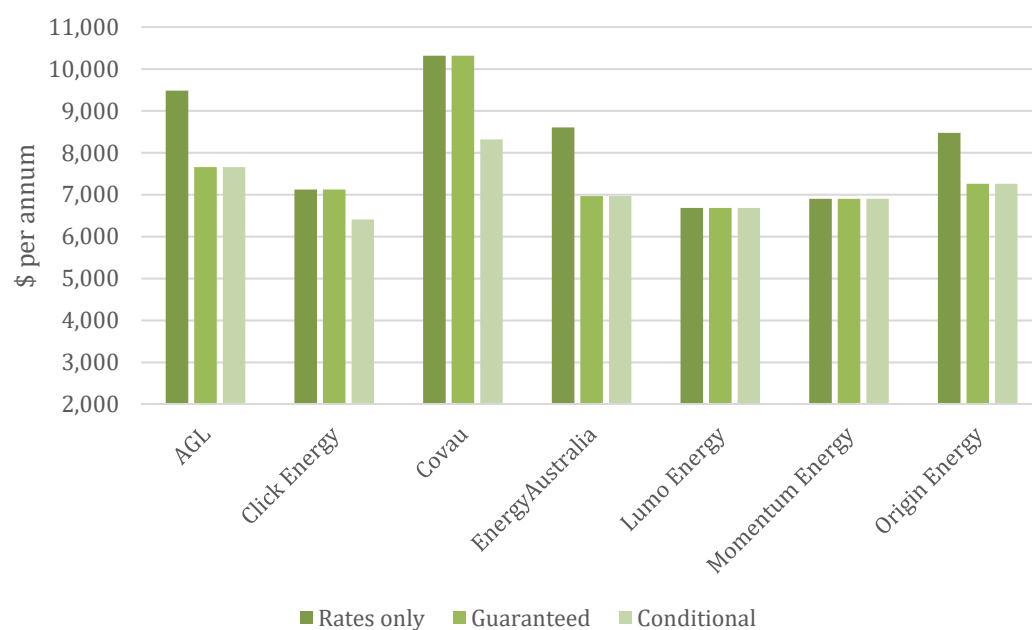


<sup>67</sup> Note that Click, Lumo and Momentum's offers are only available as part of dual fuel contracts.

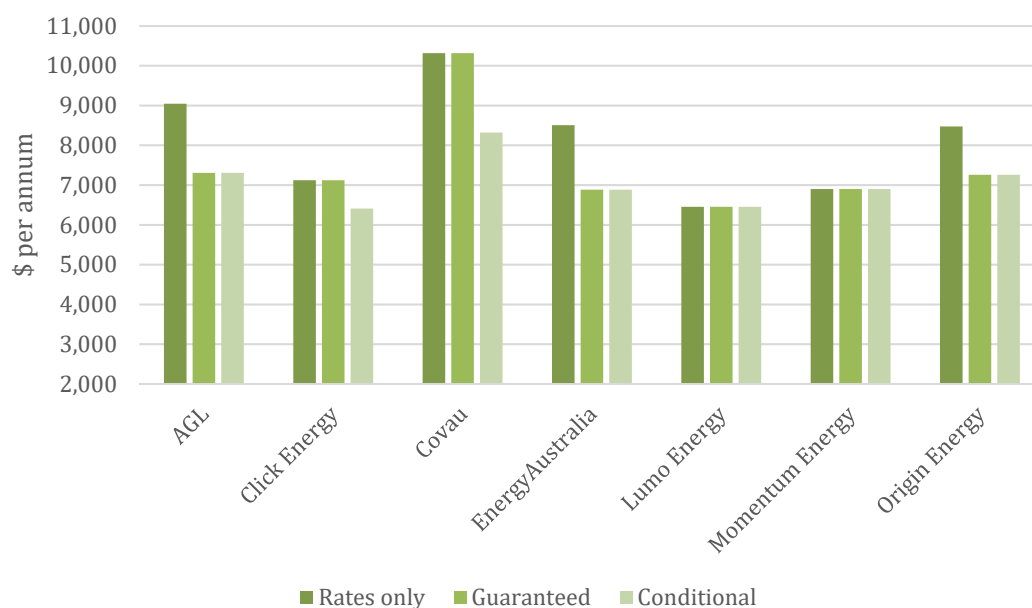
**Chart 59** Annual bills based on rates, guaranteed discounts and pay on time discounts in the **Multinet 2** gas zone. Annual bills based on market offers as of April 2017, 500 GJ per annum and GST inclusive



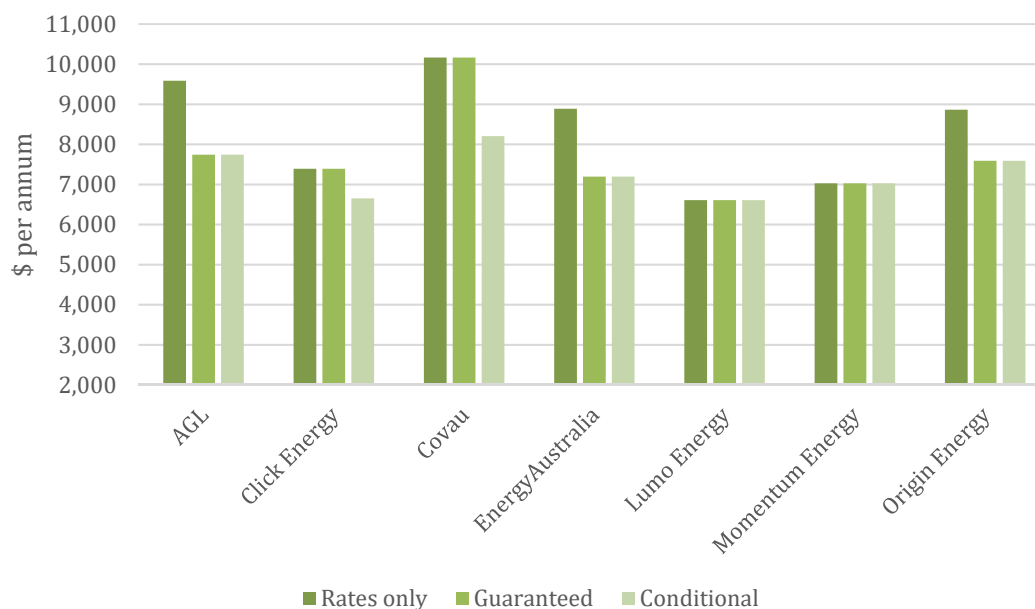
**Chart 60** Annual bills based on rates, guaranteed discounts and pay on time discounts in the **Ausnet Central 1** gas zone. Annual bills based on market offers as of April 2017, 500 GJ per annum and GST inclusive



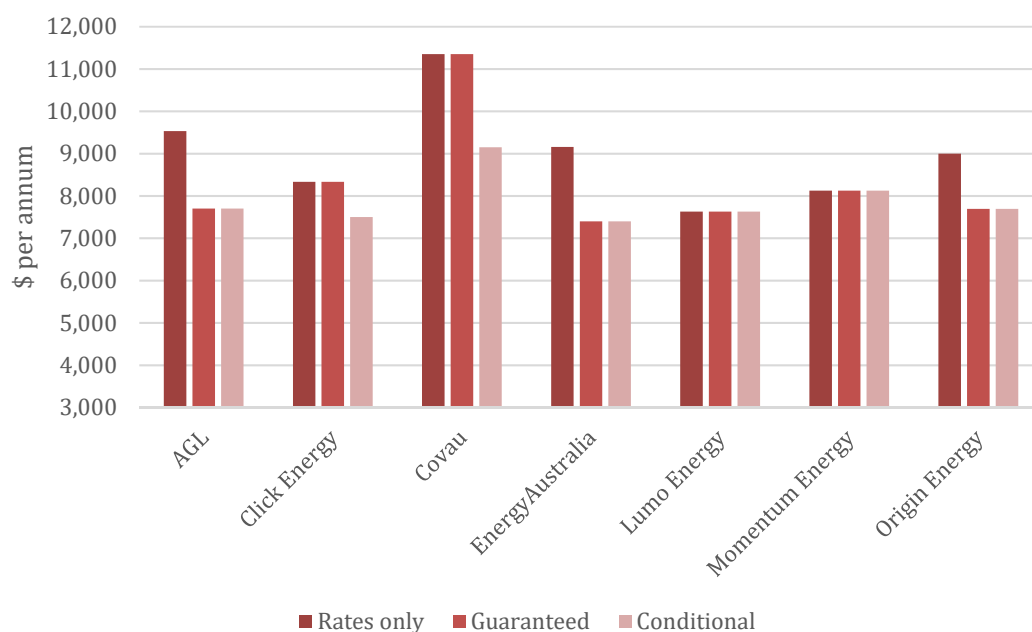
**Chart 61** Annual bills based on rates, guaranteed discounts and pay on time discounts in the **Ausnet Central 2** gas zone. Annual bills based on market offers as of April 2017, 500 GJ per annum and GST inclusive



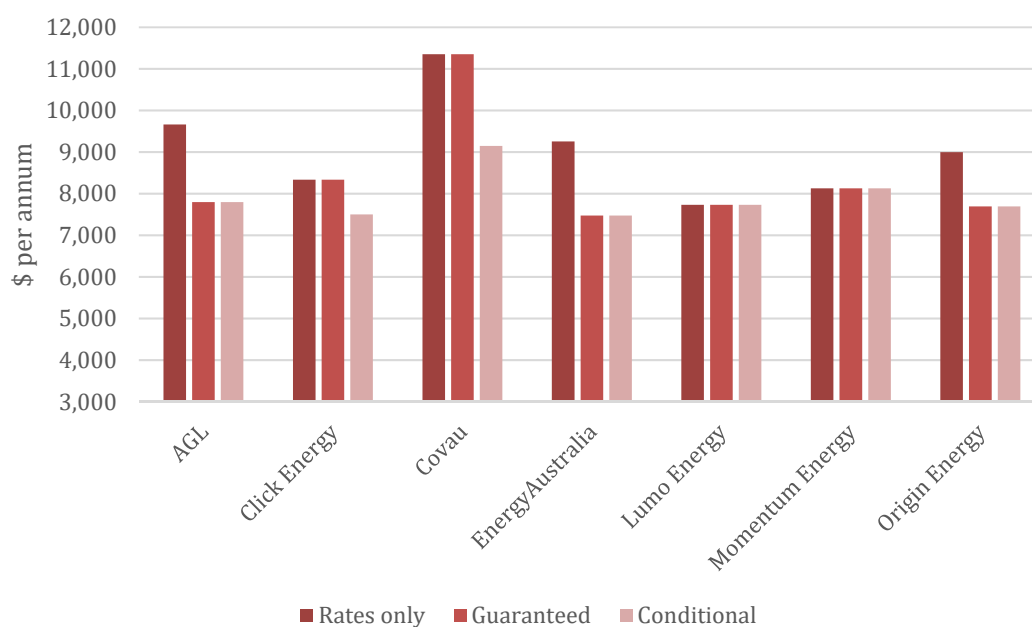
**Chart 62** Annual bills based on rates, guaranteed discounts and pay on time discounts in the **Ausnet West** gas zone. Annual bills based on market offers as of April 2017, 500 GJ per annum and GST inclusive



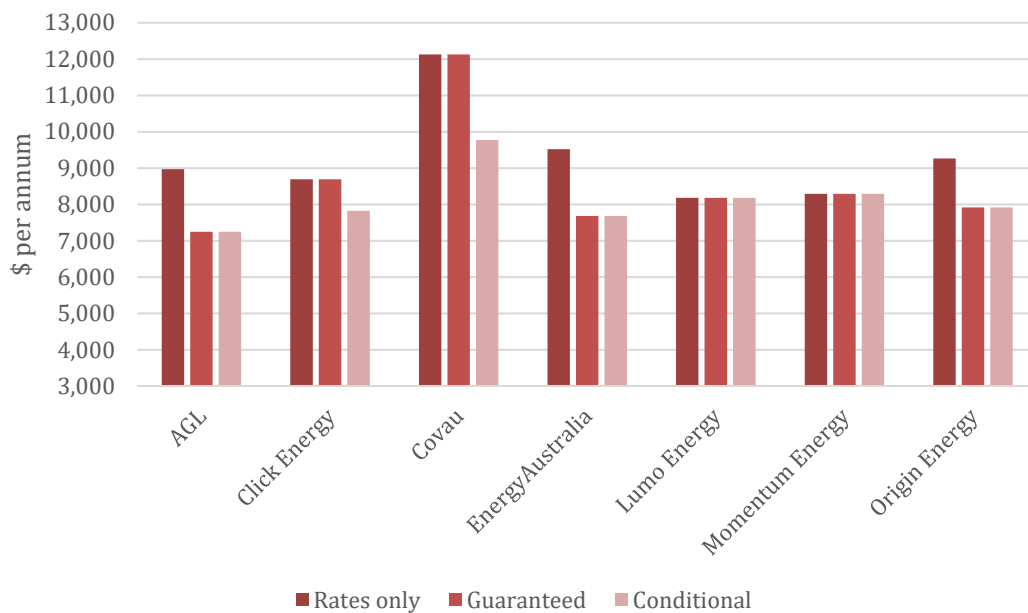
**Chart 63** Annual bills based on rates, guaranteed discounts and pay on time discounts in the **AGN Central 1** gas zone. Annual bills based on market offers as of April 2017, 500 GJ per annum and GST inclusive



**Chart 64** Annual bills based on rates, guaranteed discounts and pay on time discounts in the **AGN Central 2** gas zone. Annual bills based on market offers as of April 2017, 500 GJ per annum and GST inclusive



**Chart 65** Annual bills based on rates, guaranteed discounts and pay on time discounts in the **AGN North** gas zone. Annual bills based on market offers as of April 2017, 500 GJ per annum and GST inclusive

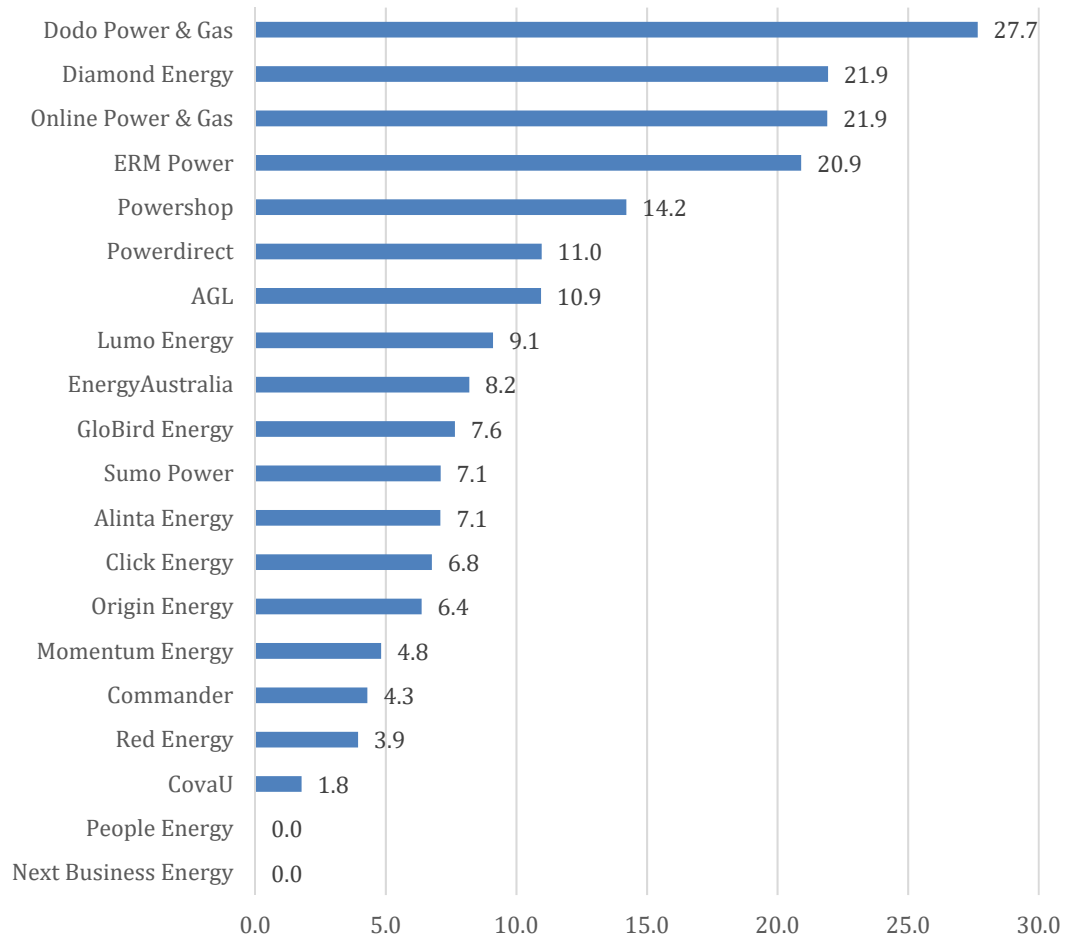


### 6.2.3 Victorian bill changes from April 2016 to April 2017

On average, retail electricity bills for SMEs consuming 25,000 kWh per annum (single rate) increased by 12% in Citipower, 6.5% in United and around 9-10% in Powercor, Ausnet and Jemena's network areas between April 2016 and April 2017. Some retailers' increases were, however, significantly higher than others and some retailers actually reduced their bills for this consumption level in some network areas. Chart 66 shows that Dodo, Diamond, Online and ERM Power introduced the greatest price increases (all above 20%) on average across all five network areas. People Energy and Next Business Energy's average prices, on the other hand, have remained unchanged.

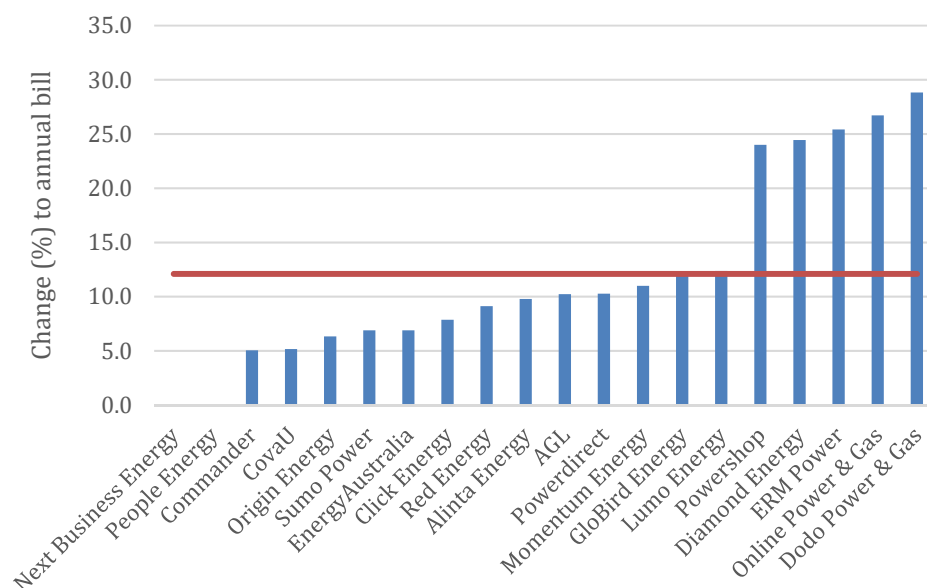


**Chart 66** Percentage change to average annual electricity bills, including guaranteed discounts and pay on time discounts, from April 2016 to April 2017 across all Victorian network areas. Annual bills based on market offers as of April 2016 and April 2017, 25,000 kWh per annum, single rate and GST inclusive

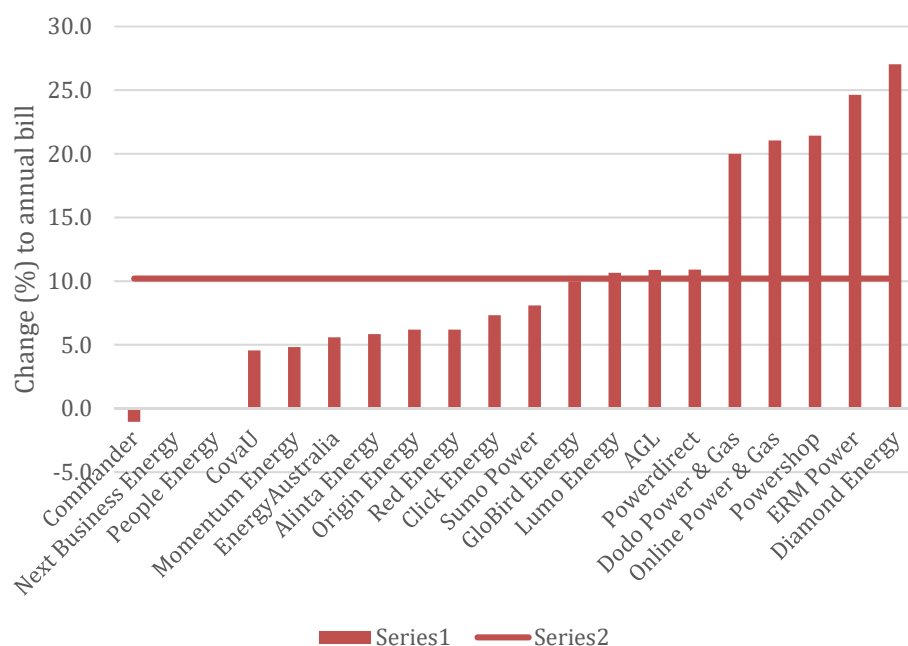


Charts 67 to 71 below show changes (%) to retailers' bills (columns) as well as average price increase (line) for each network area.

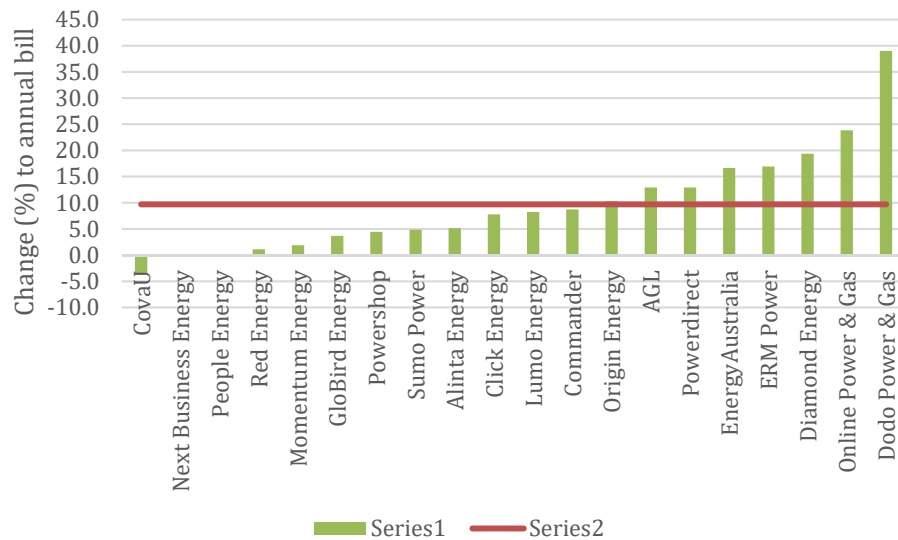
**Chart 67** Percentage change to average annual electricity bills, including guaranteed discounts and pay on time discounts, from April 2016 to April 2017 in **Citipower's** network area. Annual bills based on market offers as of April 2016 and April 2017, 25,000 kWh per annum, single rate and GST inclusive



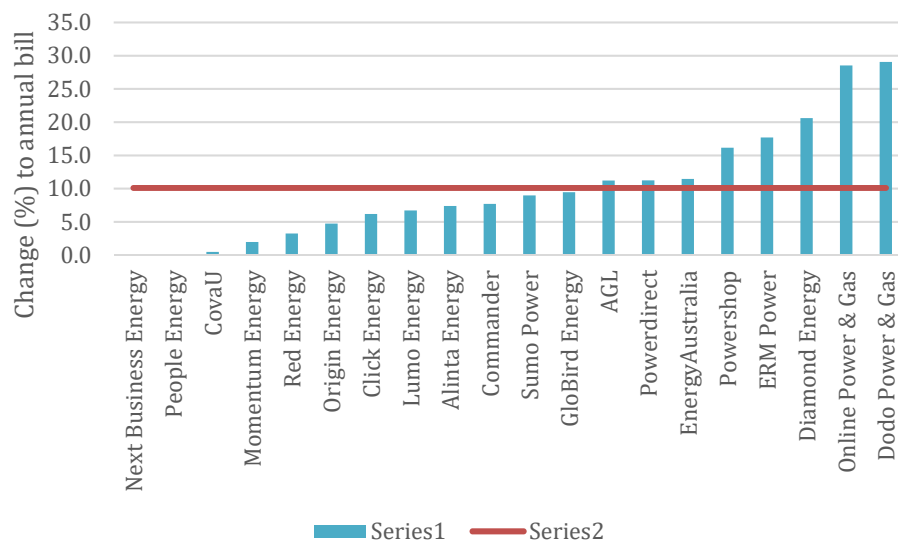
**Chart 68** Percentage change to average annual electricity bills, including guaranteed discounts and pay on time discounts, from April 2016 to April 2017 in **Powercor's** network area. Annual bills based on market offers as of April 2016 and April 2017, 25,000 kWh per annum, single rate and GST inclusive



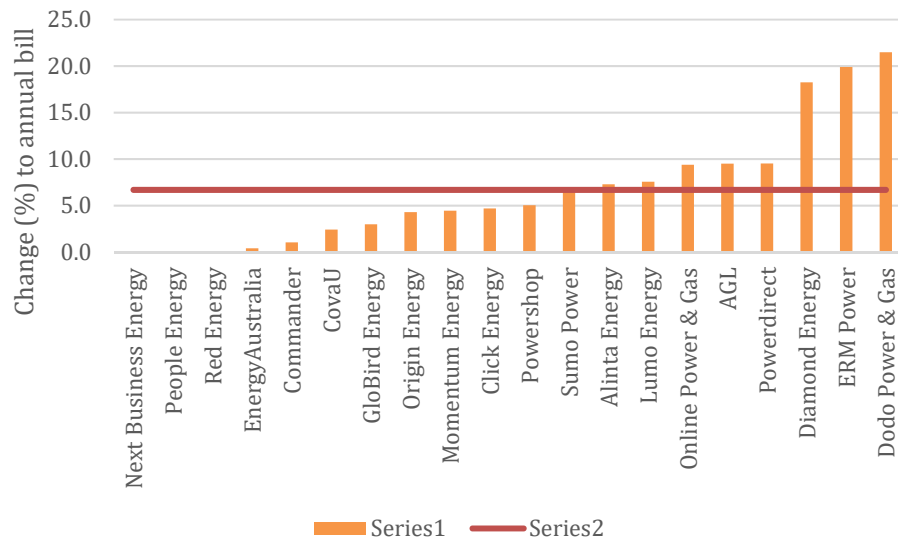
**Chart 69** Percentage change to average annual electricity bills, including guaranteed discounts and pay on time discounts, from April 2016 to April 2017 in **Ausnet's** network area. Annual bills based on market offers as of April 2016 and April 2017, 25,000 kWh per annum, single rate and GST inclusive



**Chart 70** Percentage change to average annual electricity bills, including guaranteed discounts and pay on time discounts, from April 2016 to April 2017 in **Jemena's** network area. Annual bills based on market offers as of April 2016 and April 2017, 25,000 kWh per annum, single rate and GST inclusive

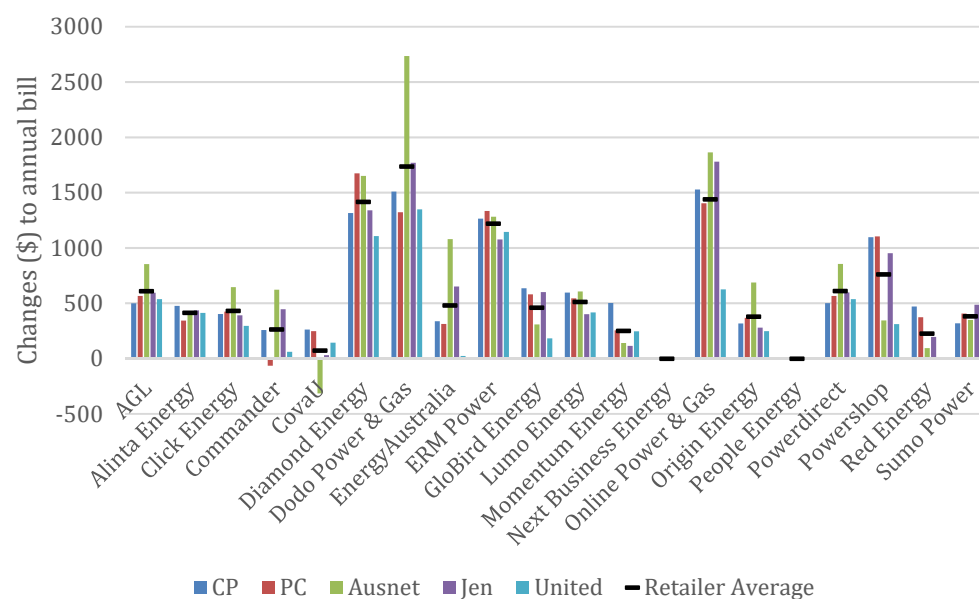


**Chart 71** Percentage change to average annual electricity bills, including guaranteed discounts and pay on time discounts, from April 2016 to April 2017 in **United Energy's** network area. Annual bills based on market offers as of April 2016 and April 2017, 25,000 kWh per annum, single rate and GST inclusive



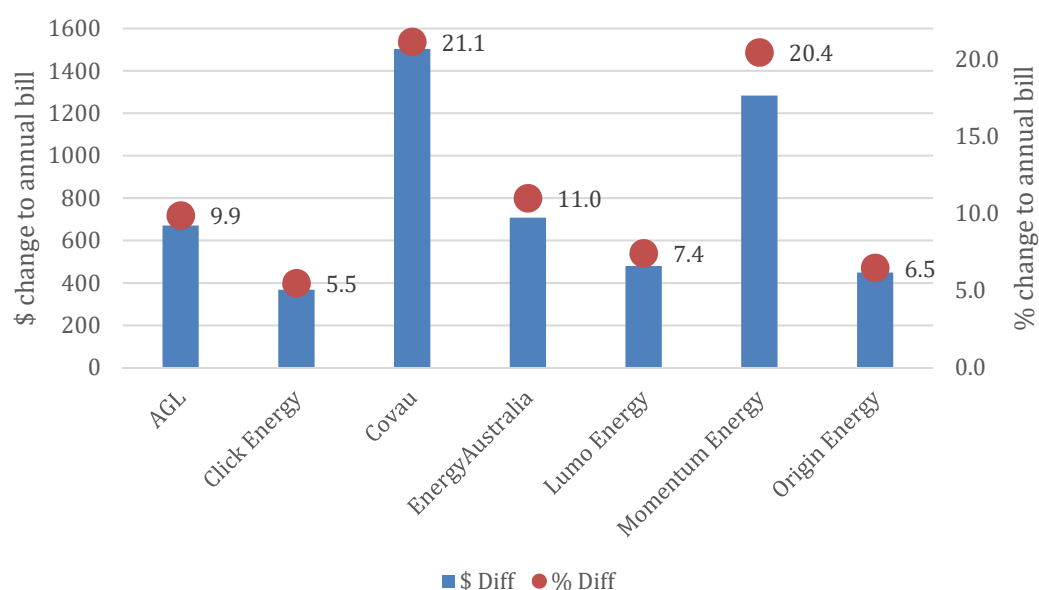
These percentage changes translate into bill increases as high as \$2,735 per annum (Dodo in the Ausnet network) and price reductions of up to \$350 per annum (Covau in Ausnet) for customers using 25,000 kWh per annum. Chart 72 below shows changes to annual bills (\$) for each retailer in each network area. The short black lines denote the retailer's average across all three network areas.

**Chart 72** Retailers' changes (\$) to annual electricity bills, including guaranteed discounts and pay on time discounts, from April 2016 to April 2017 in Victoria. Annual bills based on market offers as of April 2016 and April 2017, 25,000 kWh per annum, single rate and GST inclusive



In relation to gas, Covau and Momentum have introduced the greatest bill increases (20-21%) on average across the eight main Victorian pricing zones. Click, Origin and Lumo, on the other hand, have increased their bills by 5.5%, 6.5% and 7.4% respectively. Chart 73 below shows average increases to annual gas bills as percentage and \$ amount.

**Chart 73** Comparison of 2016 and 2017 annual gas bills including guaranteed discounts and pay on time discounts in Victoria. Annual bills based on average market offers, across the eight main gas zones, as of April 2016 and April 2017, 500 GJ per annum and GST inclusive



### 6.3 Queensland

Electricity prices in South East Queensland has been deregulated since July 2016. The Queensland Competition Authority (QCA) does, however, still regulate prices in the Ergon network. Gas retail prices have been deregulated since 2007.

Queensland has two electricity networks, Energex in South East Queensland and Ergon in Northern and regional Queensland. There is currently no retail competition in the Ergon network. Queensland also has four gas pricing zones.

Queensland's two electricity networks and four gas pricing zones:

Electricity network	Area
Energex	South East Queensland
Ergon	Regional and Northern Queensland

Gas zones	Area
Allgas – Brisbane South	South Brisbane, Gold Coast, Toowoomba and Oakey
AGN – Brisbane North	North Brisbane and Ipswich
AGN - Northern	Rockhampton and Gladstone
AGN – Wide Bay	Bundaberg, Maryborough and Hervey Bay

#### 6.3.1 Queensland electricity bills April 2017

The following assumptions have been applied to the analysis of electricity offers in Queensland:

	Low	Medium	High
Annual consumption	20,000 kWh	50,000 kWh	80,000 kWh

Meter/Tariff	Assumptions
Single rate	<ul style="list-style-type: none"><li>Flat consumption over the year.</li></ul>
Single + controlled load	<ul style="list-style-type: none"><li>30% of total load allocated to the controlled off-peak rate.</li><li>Flat consumption over the year.</li></ul>
Two rate	<ul style="list-style-type: none"><li>30% of total load allocated to the off-peak rate.</li><li>Flat consumption over the year.</li></ul>

### The price-spread

The typical annual bill for SMEs consuming 50,000 kWh per annum (single rate) is approximately \$13,665. Chart 74 shows annual bills for eleven retailers in South East Queensland (Energex network) and that the maximum price spread is approximately \$1,840 per annum.

**Chart 74** The price spread in the South East Queensland's Energex distribution network. Annual bills based on market offers as of April 2017 (including guaranteed discounts and pay on time discounts), 50,000 kWh per annum, single rate and GST inclusive

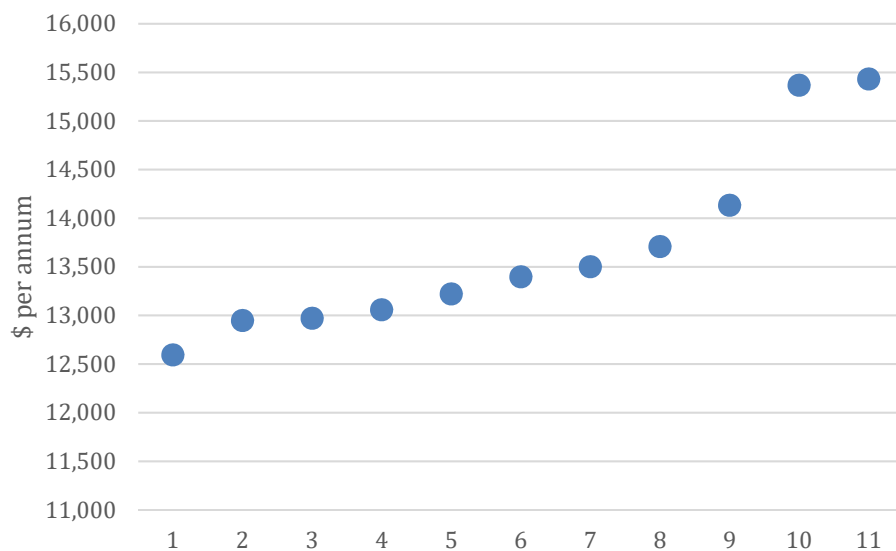


Figure 21 below ranks the retail offers from lowest to highest annual electricity bills. It also shows how the retail offers ranked in April 2016 (brackets).

**Figure 21** Lowest to highest annual bills (incl GST) for South East Queensland market offers in April 2017, including discounts and pay on time discounts - SMEs consuming 50,000kWh per annum (single rate) <sup>68</sup>



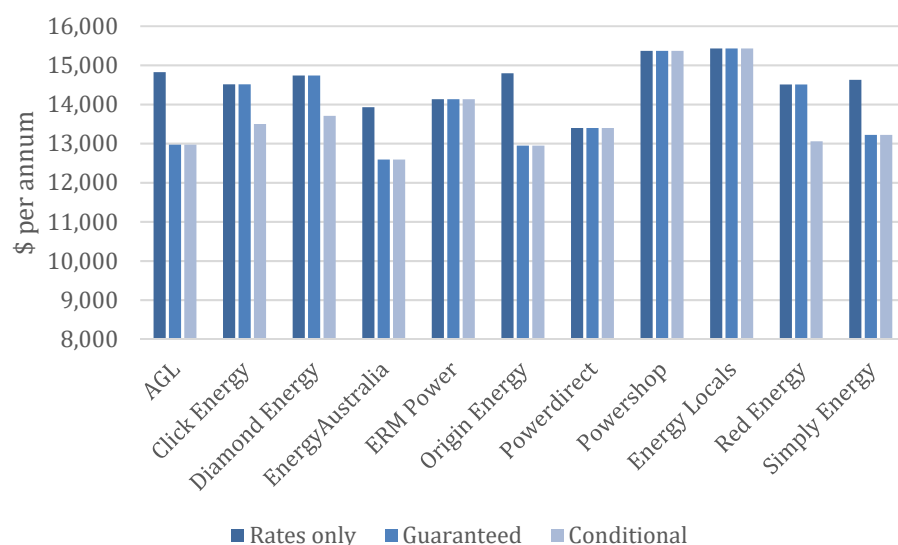
<sup>68</sup> These market offers were collected in April 2017 and it should be noted that retailers may change their rates at any time. Additional discounts for customers choosing to pay by direct debit are not included in these bill calculations.



### Additional discounts

All retailers except ERM Power, Powerdirect and Energy Locals offer additional discounts. AGL, Energy Australia, Origin and Simply offer guaranteed discounts (for a limited time) while three retailers (Click, Diamond and Red Energy) offer additional discounts conditional upon bills being paid on time. In the case of Red Energy, which offers 10% off the usage charges if bills are paid on time, the annual bill for customers (using 50,000 kWh/annum) will be \$1,450 higher if bills are not paid by the due date. Chart 75 shows annual bills based on their rates only, inclusive of guaranteed discounts and inclusive of guaranteed as well as pay on time discount.

**Chart 75** Annual bills based on rates, guaranteed discounts and pay on time discounts in South East Queensland (Energex). Annual bills based on market offers as of April 2017, 50,000 kWh per annum, single rate and GST inclusive



### Different tariff types

The above analysis examines single rate offers only. The price spread, as well as the ranking of offers, does however vary between tariff types. Chart 76 shows maximum difference to the annual bill for single rate, single rate with controlled load and two-rate offers. It shows that the price spread for the single rate offers is greatest, while the difference between the best and the worst controlled rate offers is lowest.

**Chart 76** The maximum price spread for single rate, controlled and two-rate offers in the Energex network. Annual bills based on market offers as of April 2017 (including guaranteed discounts and pay on time discounts), 50,000 kWh per annum and GST inclusive<sup>69</sup>

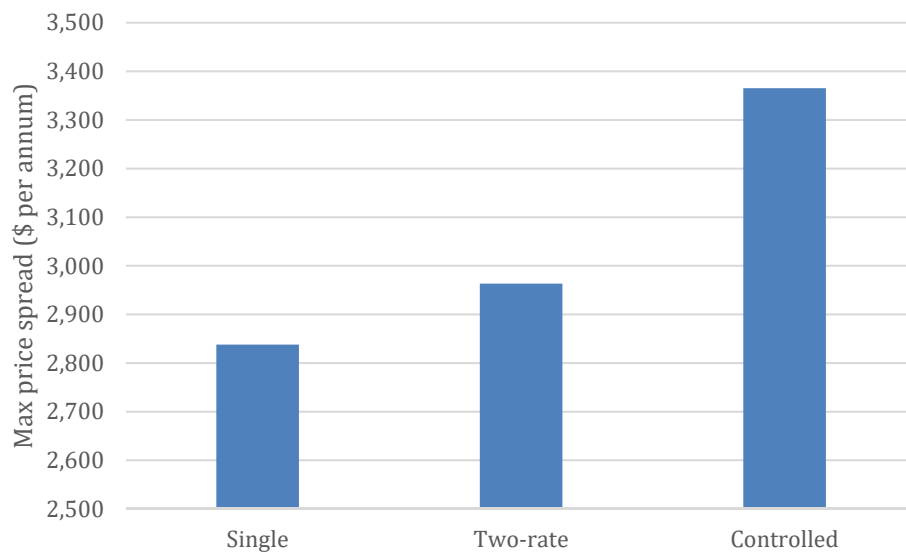
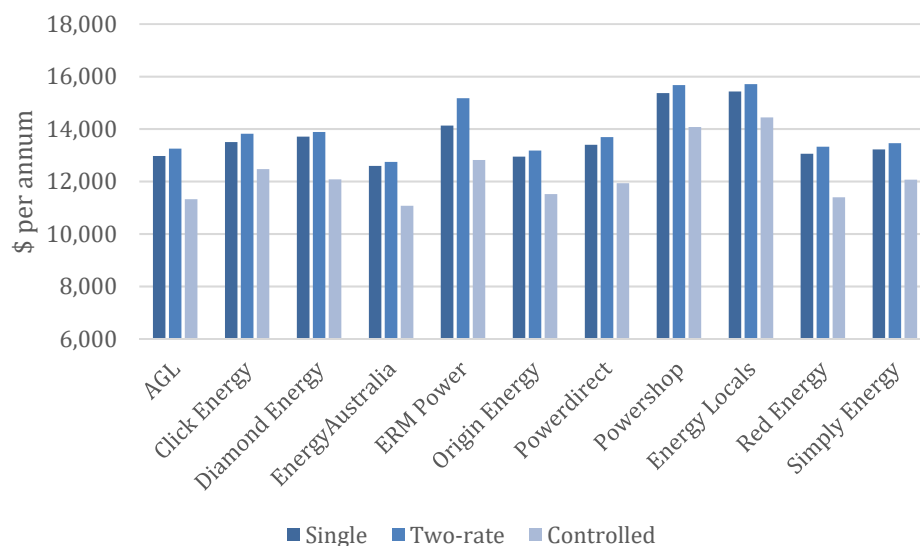


Chart 77 below compares annual bills for the three tariff types.

**Chart 77** Annual bills for single rate, two-rate and controlled load tariffs in the Energex network. Annual bills based on market offers as of April 2017 (including guaranteed discounts and pay on time discounts), 50,000 kWh per annum and GST inclusive<sup>70</sup>



<sup>69</sup> 30% of total consumption allocated to the controlled load and the off-peak component of the two-rate tariff.

<sup>70</sup> Ibid.

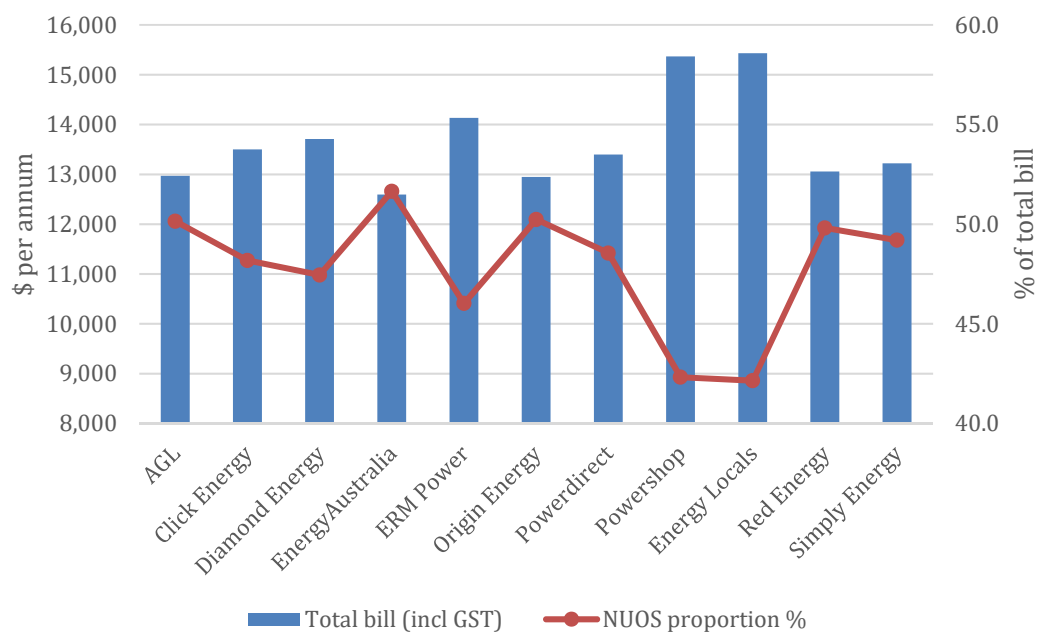
### Network charges

The South East Queensland electricity network, Energex, introduces new Network Use of System (NUOS) charges as of 1 July every year. These NUOS charges are approved by the Australian Energy Regulator (AER) and comprise Transmission Use of System (TUOS) and Distribution Use of System (DUOS) as well as other costs such as jurisdictional charges and metering charges. The retailers can, and generally will, build changes to the NUOS (in relation to both shape and price) into their retail tariffs.

The chart presented in this section shows that the NUOS proportion of bills varies significantly between retail offers. The NUOS proportion of bill for AGL, Energy Australia and Origin is around 50% while the NUOS only comprises around 42% of the total bill for Energy Locals and Powershop customers.

Charts 78 shows annual retail bills (columns) and NUOS as proportion of annual bill (dotted line).

**Chart 78** South East Queensland (Energex): Annual retail bills (incl. GST) and NUOS as proportion of total bill, April 2017. Based on retail market offers (including guaranteed and pay on time discounts), single rate, 50,000 kWh per annum)<sup>71</sup>



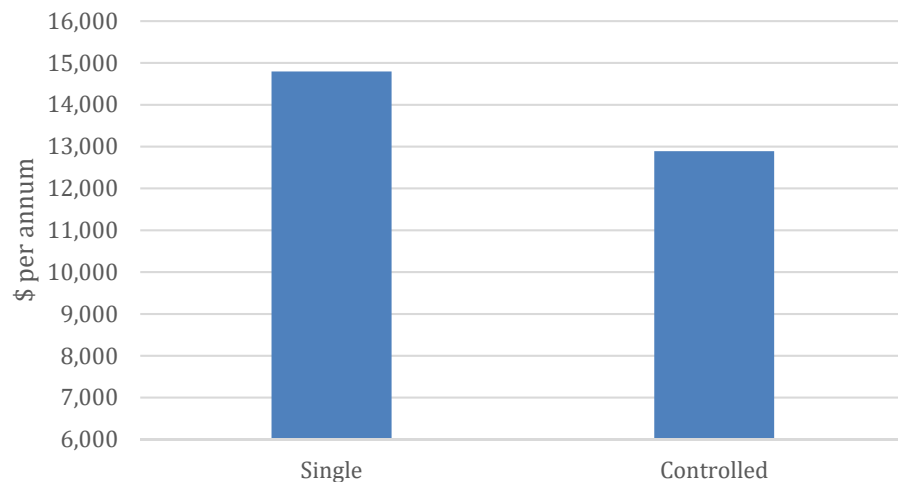
### Regional Queensland

As there is no retail competition in regional and northern Queensland (the Ergon network), small businesses in this area are on Ergon's regulated rates. Chart 79 compares annual bills for customers on the single rate and single rate with controlled

<sup>71</sup> Based on market offer rates as of April 2017, presented as annual bills for SMEs using 50,000kWh per annum (single rate). The annual NUOS charges are based on the Energex's charges (tariff NTC 8500) for the 2016/17 financial year. The NUOS also includes fixed charges.

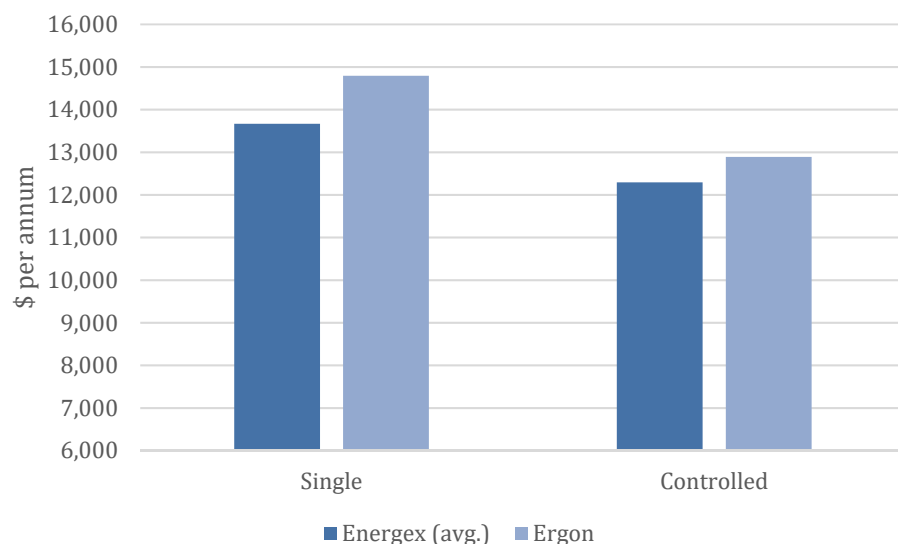
load. Similarly to South East Queensland, the controlled load offer produces the lowest annual bills.

**Chart 79** Annual bills for single rate and controlled load tariffs in the Ergon network. Annual bills based on regulated offers as of April 2017, 50,000 kWh per annum and GST inclusive<sup>72</sup>



As customers in the Ergon network cannot access discounted market offers, however, they are likely to pay more for electricity compared to businesses in South East Queensland. Chart 80 shows that the average market offer in the Energex network (including discounts) is between \$600 and \$1,130 less (depending on meter type) than the regulated offers in the Ergon network.

**Chart 80** Annual bills for single rate and controlled load tariffs in the Energex and Ergon networks. Annual bills based on the regulated offer (Ergon) and market offers including discounts (Energex) as of April 2017, 50,000 kWh per annum and GST inclusive<sup>73</sup>



<sup>72</sup> 30% of total consumption allocated to the controlled load.

<sup>73</sup> 30% of total consumption allocated to the controlled load.

### 6.3.2 Queensland gas bills April 2017

The following assumptions have been applied to the analysis of gas offers in Queensland:

Annual consumption Assumptions:	Low	Medium	High
	100 GJ	250 GJ	400 GJ
	• Flat consumption over the year.		

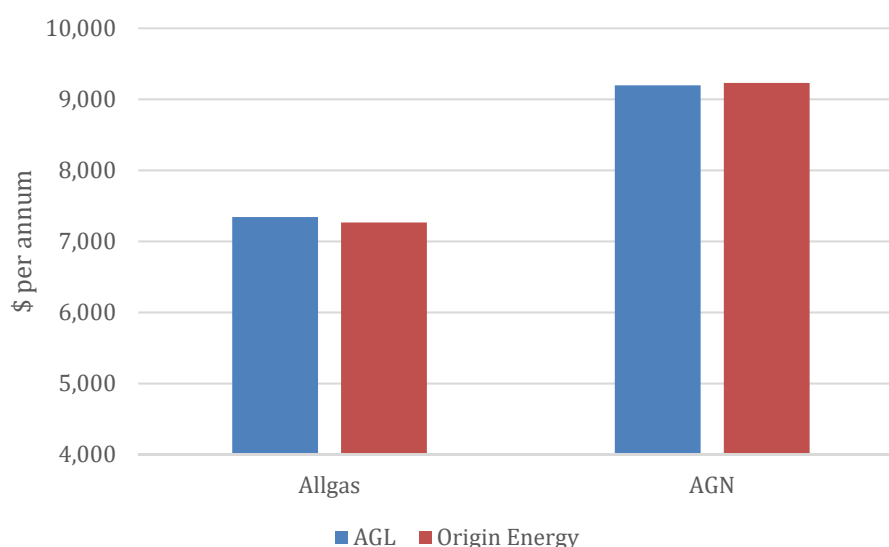
#### The price-spread

There are two main gas zones in Queensland: the Allgas zone covering South Brisbane, Gold Coast, Toowoomba and Oakey, and the Australian Gas Networks (AGN) zone covering North Brisbane and Ipswich. AGL and Origin have market offers in both areas. AGN also has two other pricing zones: Northern covering Rockhampton and Gladstone, and Wide Bay covering Bundaberg, Maryborough and Hervey Bay. Origin is the only retailer that offers contracts in these two pricing zones. Both AGL and Origin's offers contain additional guaranteed discounts but no conditional pay on time discounts.

The typical annual market offer bill for SMEs consuming 250 GJ per annum is approximately \$7,300 (including discounts) in the Allgas zone and \$9,210 in the AGN zone. This is a significant difference for two gas zones that cover neighbouring areas.

Chart 81 shows AGL and Origin's annual bills for the two pricing zones and the difference between the two retailers' annual bills is minimal.

**Chart 81** AGL and Origin gas bills in Queensland's Allgas and AGN pricing zones. Annual bills based on market offers as of April 2017 (including guaranteed discounts), 250 GJ per annum and GST inclusive



Figures 22 - 23 below rank the retail offers from lowest to highest annual gas bills in the two main pricing zones. They also show how the retail offers ranked in April 2016 (brackets).

**Figure 22** Lowest to highest annual bills (incl GST) for market offers in the **Allgas** pricing zone (April 2017). Bills including guaranteed discounts - SMEs consuming 250 GJ per annum <sup>74</sup>

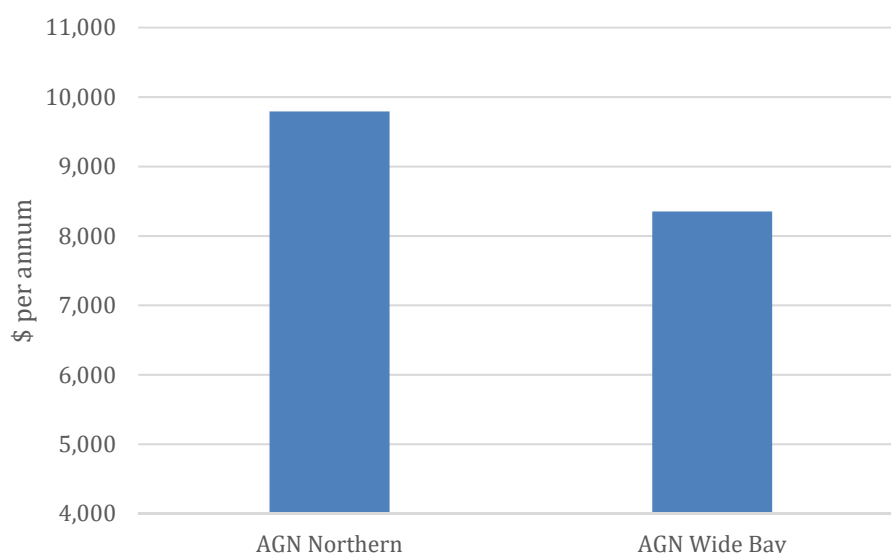


**Figure 23** Lowest to highest annual bills (incl GST) for market offers in the **AGN** pricing zone (April 2017). Bills including guaranteed discounts - SMEs consuming 250 GJ per annum <sup>75</sup>



In the two smaller AGN pricing zones (Northern and Wide Bay) annual bills for this consumption level amount to approximately \$9,790 and \$8,350 respectively.

**Chart 82** Origin gas bills in Queensland's AGN Northern and AGN Wide Bay pricing zones. Annual bills based on market offers as of April 2017 (including guaranteed discounts), 250 GJ per annum and GST inclusive



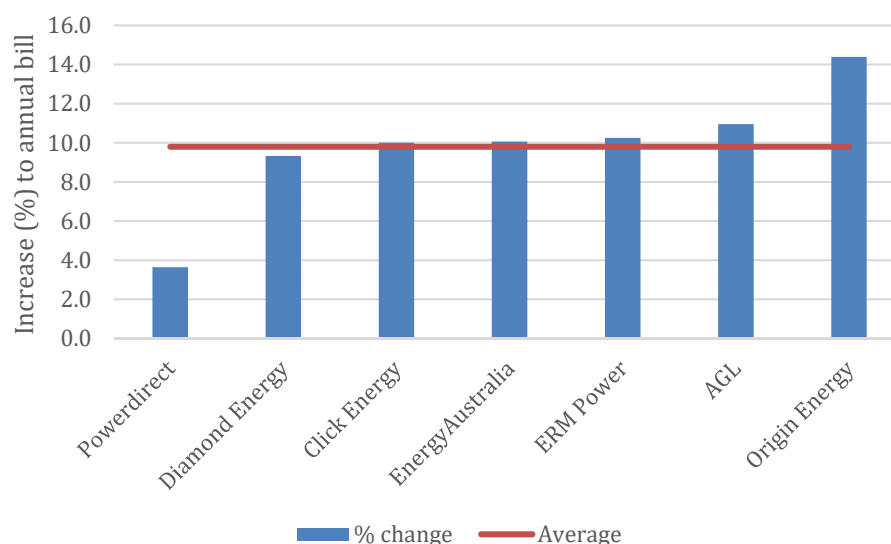
<sup>74</sup> These market offers were collected in April 2017 and it should be noted that retailers may change their rates at any time.

<sup>75</sup> Ibid

### 6.3.3 Queensland bill changes from April 2016 to April 2017

On average, retail electricity bills for SMEs consuming 50,000 kWh per annum (single rate) increased by 9.8% in the Energex network from April 2016 to April 2017.<sup>76</sup> In Ergon's network, the regulated price increased by 14.8% for businesses with the same consumption level. While most retailers in the Energex network introduced similar increases, (around 10%) Powerdirect's bills only went up by 3.6% and Origin's increased by 14.4%. However, the annual bill for Origin customers is still lower compared to that of Powerdirect's customers. Chart 83 below shows changes (%) to retailers' bills (columns) as well as average price increase (line) for the Energex network area.<sup>77</sup>

**Chart 83** Percentage change: Comparison of 2016 and 2017 annual electricity bills including guaranteed discounts and pay on time discounts in the Energex network. Annual bills based on market offers as of April 2016 and April 2017, 50,000 kWh per annum, single rate and GST inclusive

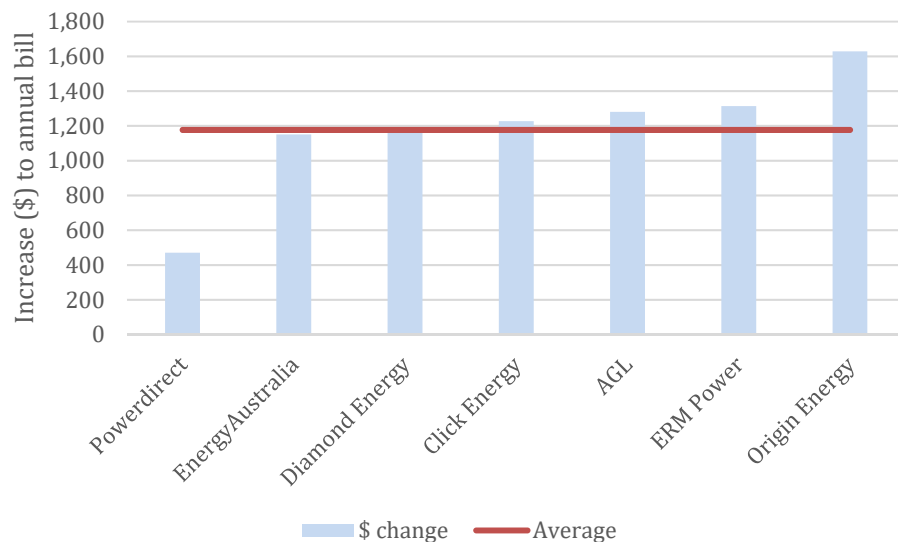


These percentage changes translate into price increases as high as \$1,630 per annum (Origin Energy) and as low as \$470 (Powerdirect) for customers using 50,000 kWh per annum. Chart 84 below shows changes to annual bills (\$) for each retailer in the Energex area.

<sup>76</sup> Based on market offers inclusive of guaranteed and conditional pay on time discounts

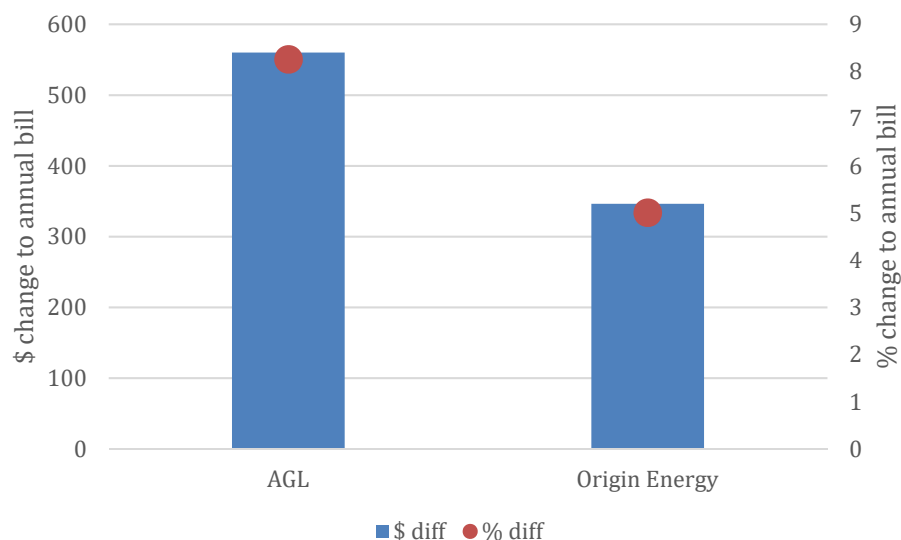
<sup>77</sup> Note that some retailers such as Powershop and Energy Locals did not have offers in Queensland in April 2016 while Lumo has changed to Red Energy and Urth Energy no longer exists. Only retailers with market offers available in both April 2016 and April 2017 have been included in this comparison.

**Chart 84** Bill change (\$): Comparison of 2016 and 2017 annual electricity bills including guaranteed discounts and pay on time discounts in the Energex network. Annual bills based on market offers as of April 2016 and April 2017, 50,000 kWh per annum, single rate and GST inclusive



In relation to gas, both AGL and Origin increased their prices in the South Brisbane Allgas zone. In the North Brisbane AGN zone, AGL's bills decreased slightly (0.8% or \$70 per annum) while Origin's remained unchanged. In the smaller gas zones, AGN Northern and Wide Bay, Origin's bills have also remained the same from April 2016 to April 2017. Chart 85 below shows increases to annual gas bills as percentage and \$ amount in the South Brisbane/Allgas zone.

**Chart 85** Comparison of 2016 and 2017 annual gas bills including guaranteed discounts and pay on time discounts in the Allgas gas zone. Annual bills based on market offers as of April 2016 and April 2017, 250 GJ per annum and GST inclusive





## 6.4 South Australia

South Australia deregulated electricity and gas retail prices in 2013. SA Power Networks cover the entire state and AGL is the incumbent retailer. In relation to gas, there are several gas pricing zones, but as the incumbent retailer (Origin) does not currently differentiate its offers between these zones, this analysis compares gas offers in the AGN South Australia zone. That said, customers in regional areas such as Mt Gambier, Riverland and Whyalla may only be able to access Origin's market offer.

### 6.4.1 South Australian electricity bills April 2017

The following assumptions have been applied to the analysis of electricity offers in South Australia:

	Low	Medium	High
Annual consumption	20,000 kWh	50,000 kWh	80,000 kWh

Meter/Tariff	Assumptions
Single rate	<ul style="list-style-type: none"><li>Flat consumption over the year.</li><li>Seasonal tariffs allocated according to when the tariffs apply.</li></ul>
Single + controlled load	<ul style="list-style-type: none"><li>30% of total load allocated to the controlled off-peak rate.</li><li>Flat consumption over the year.</li><li>Seasonal tariffs allocated according to when the tariffs apply.</li></ul>
Two rate	<ul style="list-style-type: none"><li>30% of total load allocated to the off-peak rate.</li><li>Flat consumption over the year.</li><li>Seasonal tariffs allocated according to when the tariffs apply.</li></ul>

#### The price-spread

The typical annual bill for SMEs consuming 50,000 kWh per annum (single rate) is approximately \$17,280. Chart 86 shows annual bills for thirteen retailers in the SA Power Networks (SAPN) and that the maximum price spread is approximately \$3,580 per annum.

**Chart 86** The price spread in the South Australia's SAPN distribution network. Annual bills based on market offers as of April 2017 (including guaranteed discounts and pay on time discounts), 50,000 kWh per annum, single rate and GST inclusive

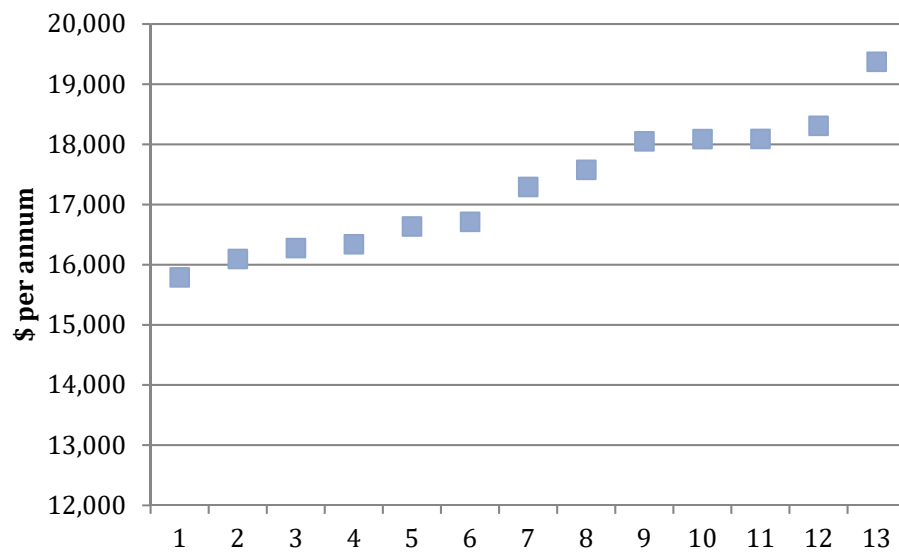


Figure 24 below ranks the retail offers from lowest to highest annual electricity bills. It also shows how the retail offers ranked in April 2016 (brackets).

**Figure 24** Lowest to highest annual bills (incl GST) for South Australian market offers in April 2017, including discounts and pay on time discounts - SMEs consuming 50,000kWh per annum (single rate)<sup>78</sup>



<sup>78</sup> These market offers were collected in April 2017 and it should be noted that retailers may change their rates at any time. Additional discounts for customers choosing to pay by direct debit are not included in these bill calculations.

### Additional discounts

Five of the thirteen retailers operating in South Australia offer conditional pay on time discounts and for customers using 50,000kWh per annum the difference to the annual bill if they pay late can be as much as \$5,900 (Alinta's offer). Another retailer with a very high pay on time discount is Commander. Chart 87 below shows the difference to annual bills that include guaranteed discounts only compared to annual bills that include pay on time discounts (only retailers that offer pay on time discounts are included in this chart).

**Chart 87** Difference in annual bills based on guaranteed discounts only and conditional pay on time discounts in SA Power Networks. Annual bills based on market offers as of April 2017, 50,000 kWh per annum, single rate and GST inclusive

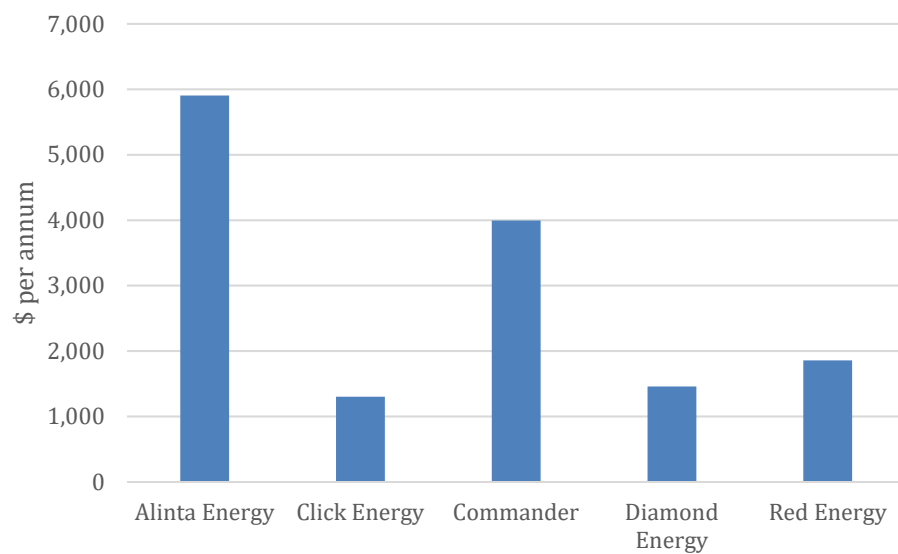
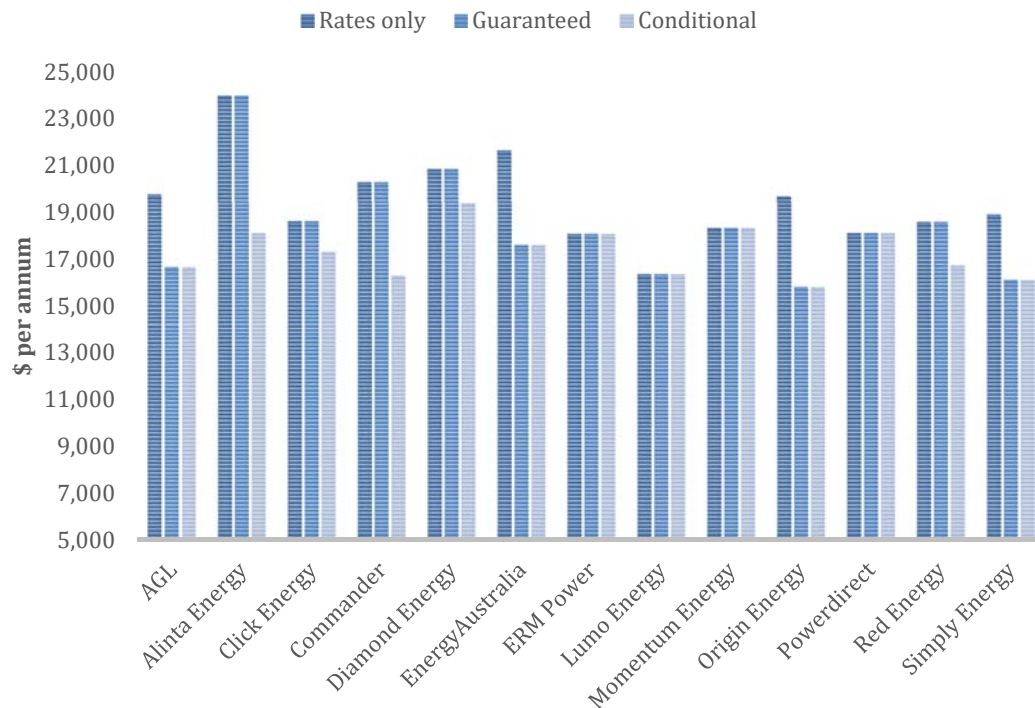


Chart 88 shows annual bills based on their rates only, inclusive of guaranteed discounts and inclusive of guaranteed as well as pay on time discounts.

**Chart 88** Annual bills based on rates, guaranteed discounts and pay on time discounts in SA Power Networks. Annual bills based on market offers as of April 2017, 50,000 kWh per annum, single rate and GST inclusive



#### Different tariff types

The above analysis examines single rate offers only. The price spread, as well as the ranking of offers, does however vary between tariff types. Chart 89 shows maximum difference to the annual bill for single rate, single rate with controlled load and two-rate offers. It shows that the price spread for the controlled load offers is greatest, while the difference between the best and the worst single rate offer is lowest.

**Chart 89** The maximum price spread for single rate, two-rate and controlled offers in the SA Power Networks. Annual bills based on market offers as of April 2017 (including guaranteed discounts and pay on time discounts), 50,000 kWh per annum and GST inclusive<sup>79</sup>

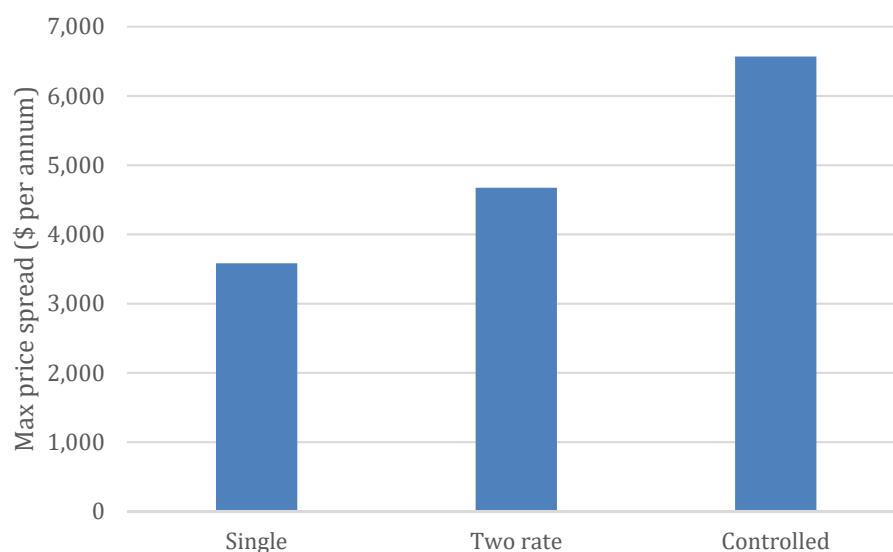
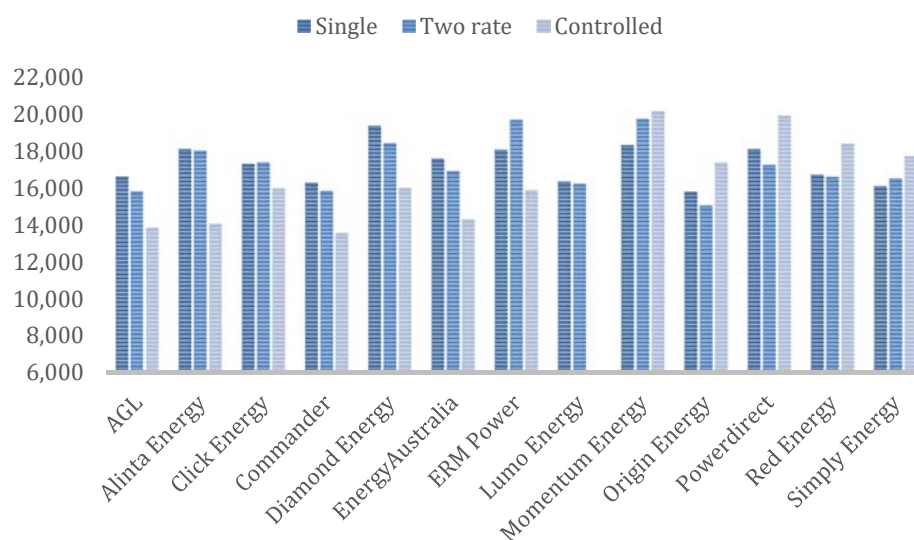


Chart 90 below compares annual bills for the three tariff types.<sup>80</sup>

**Chart 90** Annual bills for single rate, two-rate and controlled load tariffs in SA Power Network. Annual bills based on market offers as of April 2017 (including guaranteed discounts and pay on time discounts), 50,000 kWh per annum and GST inclusive<sup>81</sup>



<sup>79</sup> 30% of total consumption allocated to the controlled load and the off-peak component of the two-rate tariff.

<sup>80</sup> Lumo's fact sheet did not include a controlled load tariff.

<sup>81</sup> 30% of total consumption allocated to the controlled load and the off-peak component of the two-rate tariff.

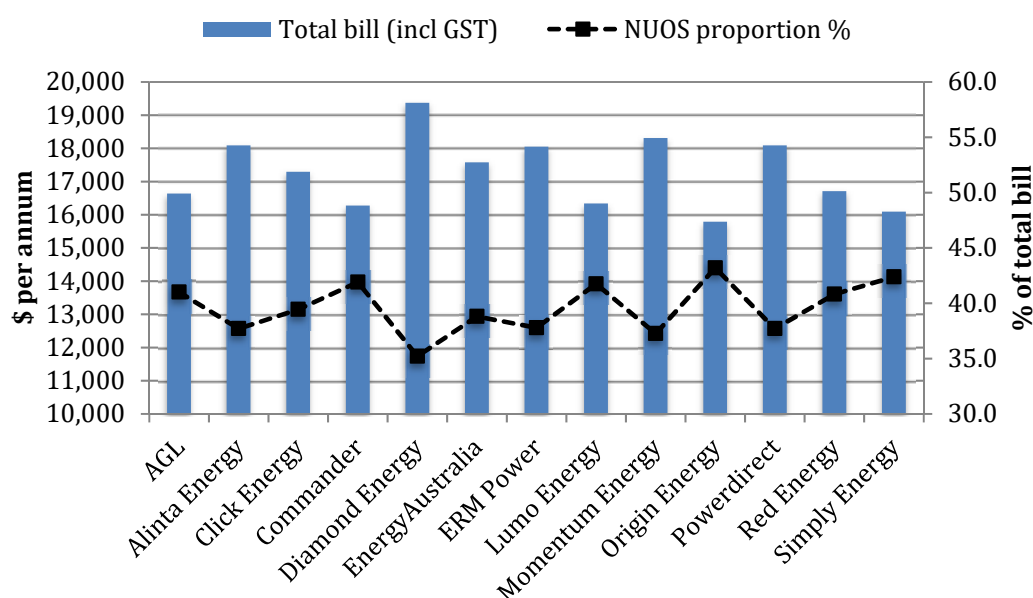
## Network charges

The South Australian electricity network, SA Power Networks, introduces new Network Use of System (NUOS) charges as of 1 July every year. These NUOS charges are approved by the Australian Energy Regulator (AER) and comprise Transmission Use of System (TUOS) and Distribution Use of System (DUOS) as well as other costs such as jurisdictional charges and metering charges. The retailers can, and generally will, build changes to the NUOS (in relation to both shape and price) into their retail tariffs.

The chart presented in this section shows that the NUOS proportion of bills varies significantly between retail offers. The NUOS proportion of bill for Origin is approximately 43% while the NUOS only comprises around 35% of the total bill for Diamond customers.

Chart 91 shows annual retail bills (columns) and NUOS as proportion of annual bill (dotted line).

**Chart 91** South Australia (SAPN): Annual retail bills (incl. GST) and NUOS as proportion of total bill, April 2017. Based on retail market offers (including guaranteed and pay on time discounts), single rate, 50,000 kWh per annum)<sup>82</sup>



<sup>82</sup> Based on market offer rates as of April 2017, presented as annual bills for SMEs using 50,000kWh per annum (single rate). The annual NUOS charges are based on the SAPN's charges for the 2016/17 financial year. The NUOS also includes fixed charges.

6.4.2 South Australian gas bills April 2017

The following assumptions have been applied to the analysis of gas offers in South Australia:

Annual consumption Assumptions:	Low	Medium	High
	100 GJ	250 GJ	400 GJ
	• Flat consumption over the year.		

The price-spread

The typical annual market offer bill for SMEs consuming 250 GJ per annum is \$6,860 (including discounts). Chart 92 shows annual bills for four retailers in South Australia and that the maximum price spread is approximately \$670 per annum.

**Chart 92** The price spread in the South Australia. Annual bills based on market offers as of April 2017 (including guaranteed discounts and pay on time discounts), 250 GJ per annum and GST inclusive

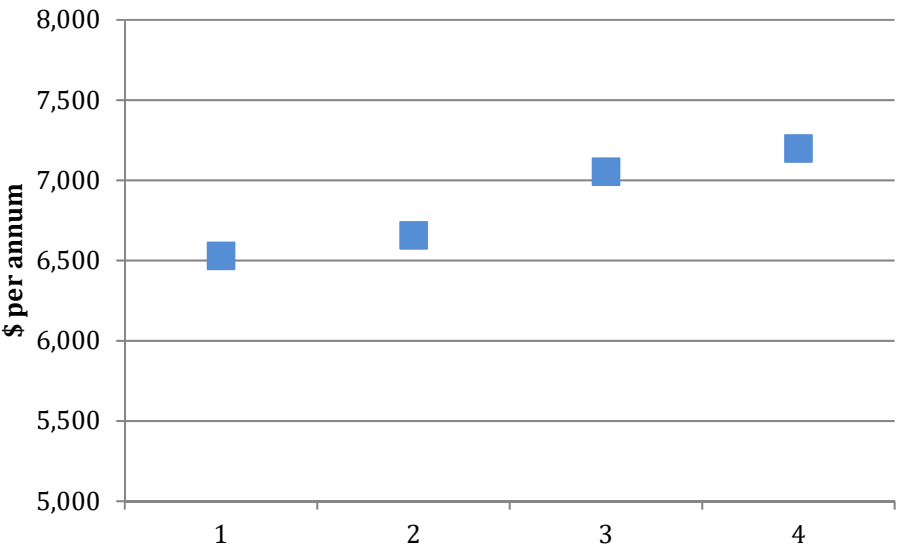




Figure 25 below ranks the retail offers from lowest to highest annual gas bills. It also shows how the retailers' offers ranked in April 2016 (brackets).

**Figure 25** Lowest to highest annual bills (incl GST) for market offers in South Australia (Australian Gas Network), April 2017. Bills including guaranteed discounts and pay on time discounts - SMEs consuming 250 GJ per annum<sup>83</sup>



#### **Additional discounts**

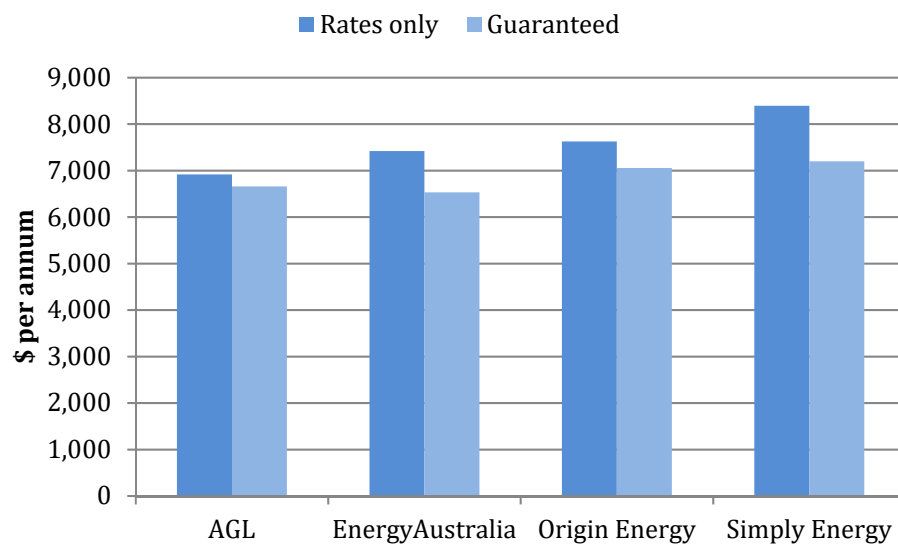
All four retailers offer guaranteed discounts on the consumption rates for a limited period (the benefit period).

---

<sup>83</sup> These market offers were collected in April 2017 and it should be noted that retailers may change their rates at any time. Additional discounts for customers choosing to pay by direct debit are not included in these bill calculations. Note that Simply's offer is only available as a dual fuel contract.

Chart 93 shows annual bills based on their rates only and inclusive of guaranteed discounts.

**Chart 93** Annual bills based on rates and guaranteed discounts in South Australia (Australian gas Networks). Annual bills based on market offers as of April 2017, 250 GJ per annum and GST inclusive

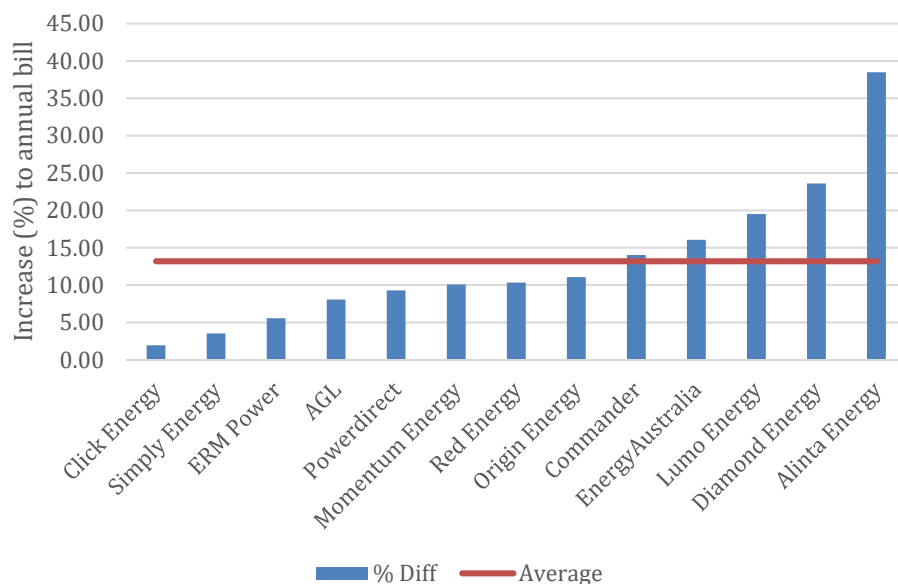


#### 6.4.3 SA bill changes from April 2016 to April 2017

On average, retail electricity bills for SMEs consuming 50,000 kWh per annum (single rate) increased by 13.2% in South Australia from April 2016 to April 2017. There are, however, significant differences between the retailers' increases, from less than 2% by Click Energy to 38% by Alinta. Chart 94 below shows changes (%) to retailers' bills (columns) as well as average price increase (line) for the South Australian Power Network.<sup>84</sup>

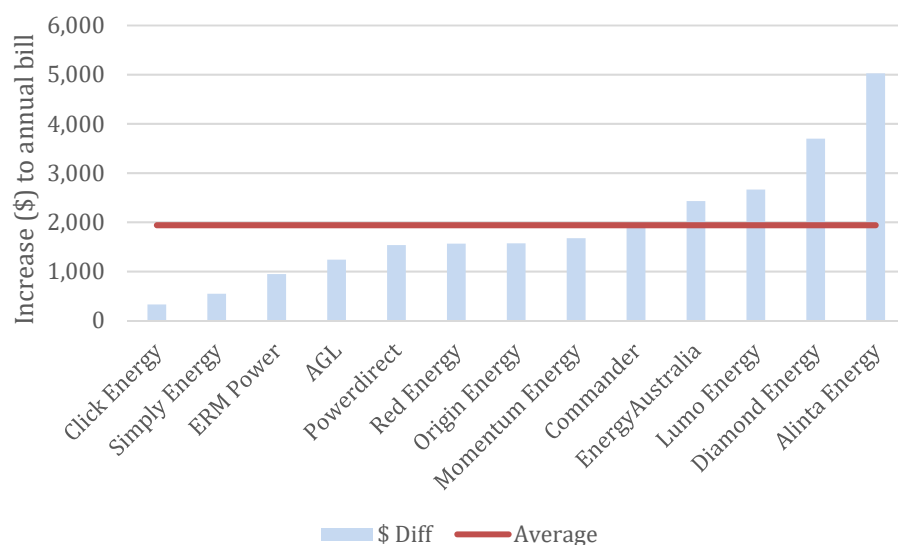
<sup>84</sup> Note that some retailers such as Powershop and Energy Locals did not have offers in Queensland in April 2016 while Lumo has changed to Red Energy and Urth Energy no longer exists. Only retailers with market offers available in both April 2016 and April 2017 have been included in this comparison.

**Chart 94** Percentage change: Comparison of 2016 and 2017 annual electricity bills including guaranteed discounts and pay on time discounts in the SAPN area. Annual bills based on market offers as of April 2016 and April 2017, 50,000 kWh per annum, single rate and GST inclusive



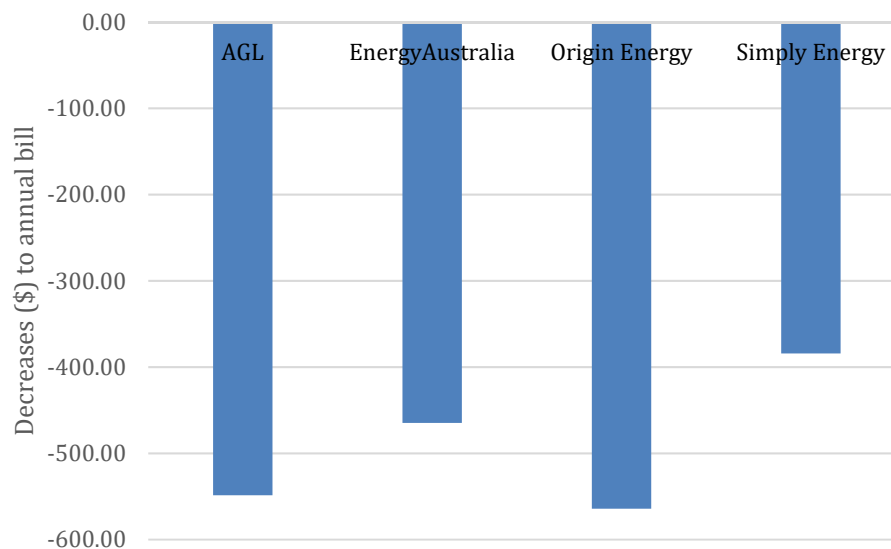
These percentage changes translate into price increases as high as \$5,000 per annum (Alinta) and as low as \$330 (Click) for customers using 50,000 kWh per annum. Chart 95 below shows changes to annual bills (\$) for each retailer in the South Australian Power Network.

**Chart 95** Bill change (\$): Comparison of 2016 and 2017 annual electricity bills including guaranteed discounts and pay on time discounts in the SAPN area. Annual bills based on market offers as of April 2016 and April 2017, 50,000 kWh per annum, single rate and GST inclusive



In relation to gas, all four retailers decreased their bills by between 5% and 7.5%. Chart 96 below shows decreases to annual gas bills as \$ amount in the Envestra/AGN gas zone.

**Chart 96** Change (\$) to annual gas bills including guaranteed discounts and pay on time discounts in South Australia. Annual bills based on market offers as of April 2016 and April 2017, 250 GJ per annum and GST inclusive



## 6.5 Tasmania

The Office of the Tasmanian Economic Regulator (OTTER) continues to regulate electricity retail prices for small customers while gas retail prices have been deregulated since reticulated gas first became available in 2007.

Tasmania is comprised of a single electricity network and a single gas pricing zone. Aurora Energy is the incumbent electricity retailer while Aurora Energy and Tas Gas Retail are the gas retailers.

### 6.5.1 Tasmanian electricity bills April 2017

The following assumptions have been applied to the analysis of electricity offers in Tasmania:

	Low	Medium	High
Annual consumption	20,000 kWh	50,000 kWh	80,000 kWh

Meter/Tariff	Assumptions
Single rate	<ul style="list-style-type: none"><li>Flat consumption over the year.</li></ul>
Single + controlled load	<ul style="list-style-type: none"><li>30% of total load allocated to the controlled off-peak rate.</li><li>Flat consumption over the year.</li></ul>
Time of Use	<ul style="list-style-type: none"><li>30% of total load allocated to the peak rate, 40% to the shoulder rate and 30% to the off-peak rate.</li><li>Flat consumption over the year.</li></ul>

#### The price-spread

There are currently only two retailers, Aurora Energy and ERM Power, offering electricity products to SME customers in Tasmania. The typical annual bill for SMEs consuming 50,000 kWh per annum (single rate) is approximately \$13,340.<sup>85</sup> The difference between ERM Power's market offer and Aurora Energy's regulated offer is \$530 per annum. We do note, however, that ERM Power may charge an additional metering fee. Their current Price and Product Information Statement stipulates that \$3.03 per meter, per day is charged for each Type 1-4 COMMS meter.<sup>86</sup> As Aurora Energy does not charge an additional metering fee, ERM Power's offer will produce the highest bills if the metering fee applies.

Chart 97 below compares annual bills for the three tariff types: single rate, single rate with controlled load and time of use. It shows that ERM Power's offers produce the lowest annual bills for all three tariff types.<sup>87</sup> It also shows that maximum difference to the annual bill for single rate offers is somewhat greater compared to time of use offers.

<sup>85</sup> Based on the average Aurora Energy and ERM Power bills.

<sup>86</sup> Statement available at [https://www.ermpower.com.au/wp-content/uploads/2017/07/PFS\\_20170701\\_TAS\\_ADJUST.pdf](https://www.ermpower.com.au/wp-content/uploads/2017/07/PFS_20170701_TAS_ADJUST.pdf)

<sup>87</sup> Note that any additional metering charge is not included in these bill calculations.

**Chart 97** Annual bills for single rate, two-rate and controlled load tariffs in Tasmania (TasNetworks). Annual bills based on market offers as of April 2017 (including guaranteed discounts and pay on time discounts), 50,000 kWh per annum and GST inclusive<sup>88</sup>

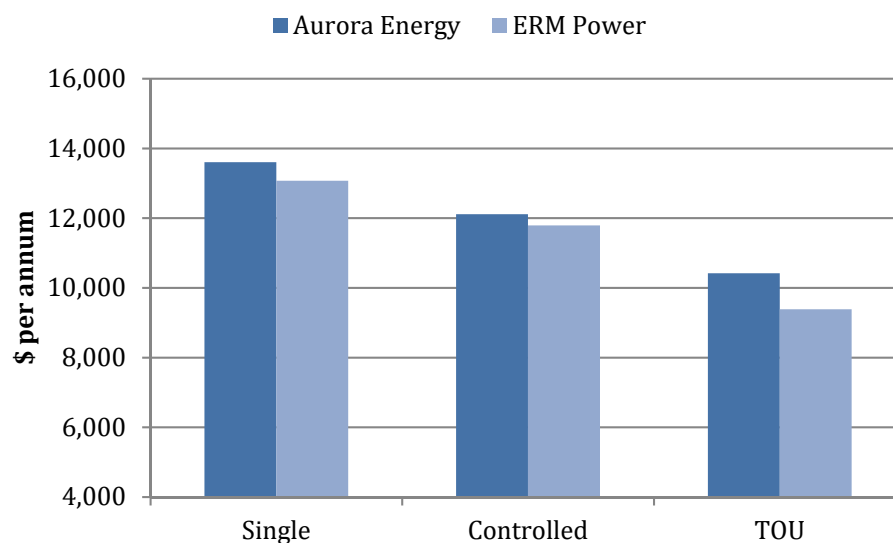



Figure 26 below ranks the retail offers from lowest to highest annual electricity bills. It also shows how the retail offers ranked in April 2016 (brackets).

**Figure 26** Lowest to highest annual bills (incl GST) for Tasmanian market offers in April 2017, including discounts and pay on time discounts - SMEs consuming 50,000kWh per annum (single rate)<sup>89</sup>



### Network charges

The Tasmanian electricity network, TasNetworks, introduces new Network Use of System (NUOS) charges as of 1 July every year. These NUOS charges are approved by the Australian Energy Regulator (AER) and comprise Transmission Use of System (TUOS) and Distribution Use of System (DUOS) as well as other costs such as jurisdictional charges and metering charges. The retailers can, and generally will, build changes to the NUOS (in relation to both shape and price) into their retail pricing plans.

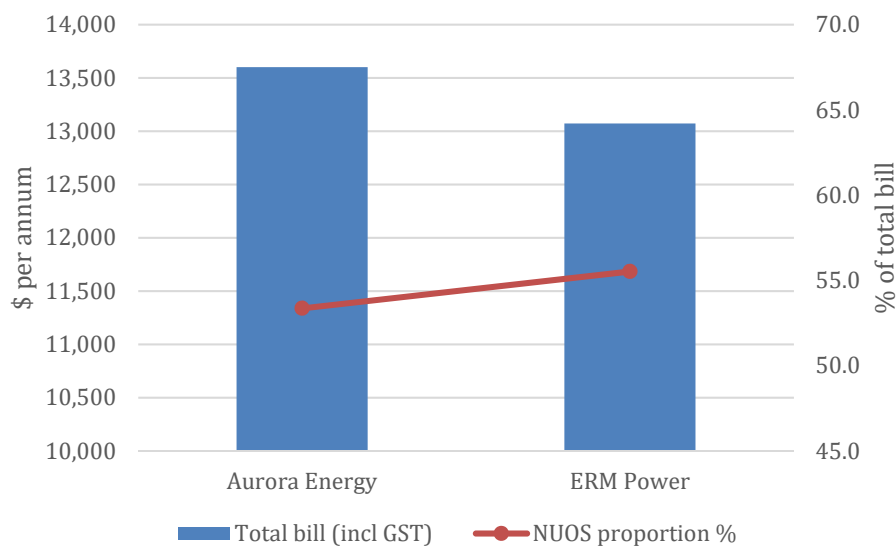
<sup>88</sup> 30% of total consumption allocated to the controlled load and, for the time of use tariff, 30% is allocated to the peak rate, 40% to the shoulder rate and 30% to the off-peak component.

<sup>89</sup> These offers were collected in April 2017 and it should be noted that retailers may change their market offer rates at any time. Additional discounts for customers choosing to pay by direct debit are not included in these bill calculations.

The chart presented in this section shows that the NUOS proportion of bills varies somewhat between Aurora Energy and ERM Power's retail offers. The NUOS proportion equates to 53.5% for Aurora Energy bills (including the pay on time discount) and it is 55.5% for ERM Power bills.<sup>90</sup>

Charts 98 shows annual retail bills (columns) and NUOS as proportion of annual bill (solid line).

**Chart 98** Tasmania (TasNetworks): Annual retail bills (incl. GST) and NUOS as proportion of total bill, April 2017. Based on retail market offers (including guaranteed and pay on time discounts), single rate, 50,000 kWh per annum)<sup>91</sup>



### 6.5.2 Tasmanian gas bills April 2017

The following assumptions have been applied to the analysis of gas offers in Tasmania:

	Low	Medium	High
Annual consumption	100 GJ	250 GJ	400 GJ
Assumptions:	<ul style="list-style-type: none"> <li>Flat consumption over the year.</li> </ul>		

<sup>90</sup> Note that any additional metering charge is not included in these bill calculations.

<sup>91</sup> Based on market offer rates as of April 2017, presented as annual bills for SMEs using 50,000kWh per annum (single rate). The annual NUOS charges are based on the TasNetworks's charges (tariff Tas 22) for the 2016/17 financial year. The NUOS also includes fixed charges.

There are two retailers, Aurora Energy and Tas Gas Retail, offering market contracts to gas customers in Tasmania and the typical annual bill for a SME customer using 250 GJ per annum is \$10,080. The difference between the two offers is \$650 per annum. Neither Aurora Energy nor Tas Gas Retail offer any additional discounts.

**Chart 99** Annual gas market offer bills in Tasmania. Annual bills based on market offers as of April 2017, 250 GJ per annum and GST inclusive

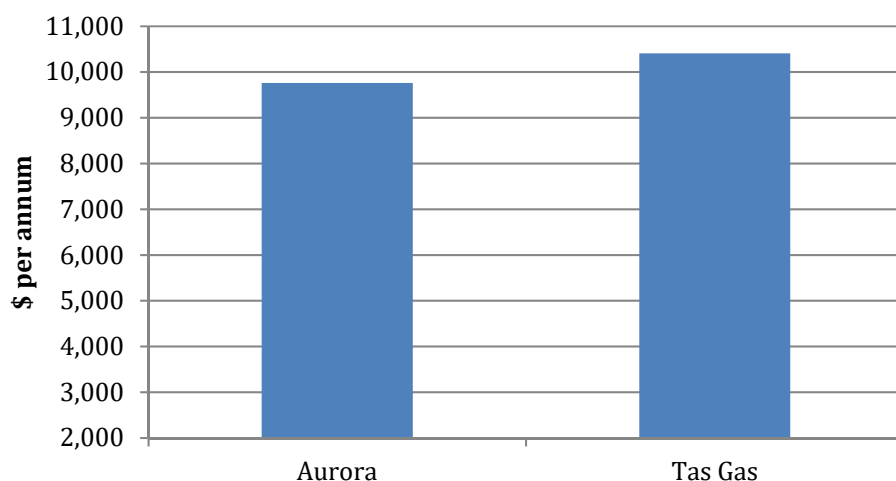



Figure 27 below ranks the retail offers from lowest to highest annual gas bills. It also shows how the retail offers ranked in April 2016 (brackets).

**Figure 27** Lowest to highest annual bills (incl GST) for Tasmanian market offers in April 2017 - SMEs consuming 250 GJ per annum<sup>92</sup>



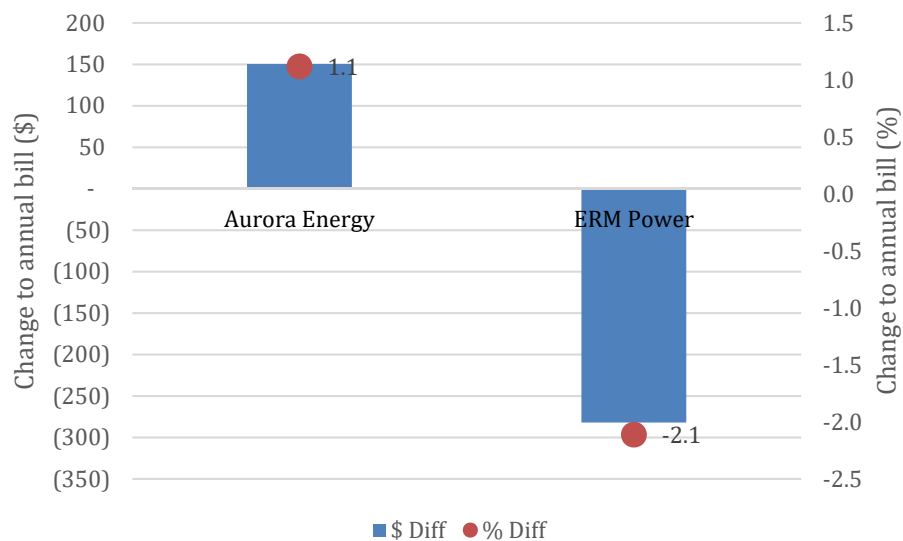
### 6.5.3 Tasmanian bill changes from April 2016 to April 2017

Aurora Energy's retail electricity bills for SMEs consuming 50,000 kWh per annum (single rate) increased by 1% in Tasmania from April 2016 to April 2017. ERM Power, on the other hand, decreased their bills by approximately 2%. Chart 100 below shows \$ changes to retailers' annual bills (columns) as well as % changes (circles).

<sup>92</sup> These market offers were collected in April 2017 and it should be noted that retailers may change their rates at any time. Additional discounts for customers choosing to pay by direct debit are not included in these bill calculations.

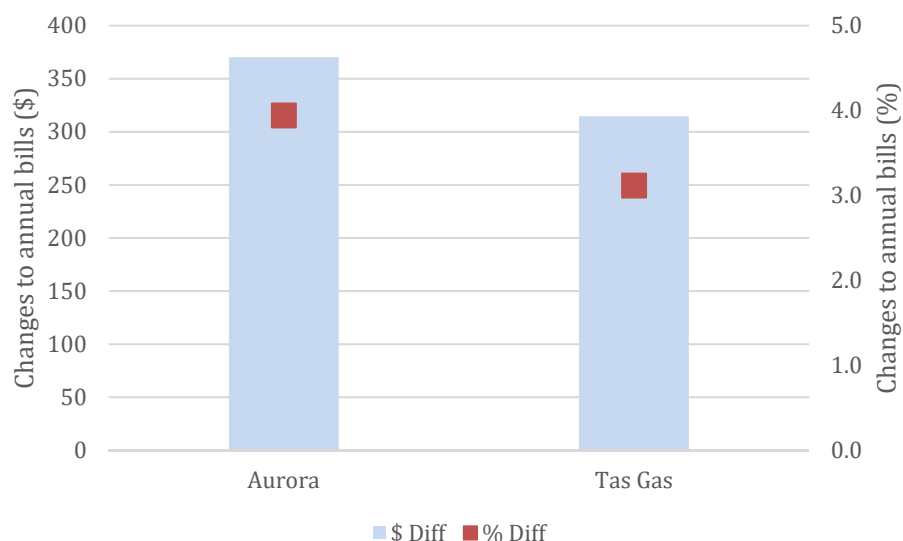


**Chart 100** Changes to annual electricity bills from April 2016 and April 2017 in Tasmania. Annual bills based on 50,000 kWh per annum, single rate and GST inclusive



In relation to gas, both retailers increased their bills by around 3-4%. Chart 101 shows \$ changes to retailers' annual bills (columns) as well as % changes (squared markers).

**Chart 101** Changes to annual gas bills from April 2016 and April 2017 in Tasmania. Annual bills based on 250 GJ per annum and GST inclusive



## 6.6 Australian Capital Territory (ACT)

Electricity retail prices in the ACT continue to be regulated by the Independent Competition and Regulatory Commission (ICRC) while gas retail prices have been deregulated since 2002. The regulated electricity rates are currently the same as ActewAGL's electricity offer.

The ACT is comprised of a single electricity network and a single gas pricing zone. ActewAGL is the incumbent retailer.

### 6.6.1 ACT electricity bills April 2017

The following assumptions have been applied to the analysis of electricity offers in the ACT:

Annual consumption	Low	Medium	High
	20,000 kWh	50,000 kWh	80,000 kWh

---

Meter/Tariff	Assumptions
Single rate	<ul style="list-style-type: none"><li>Flat consumption over the year.</li></ul>
Single + controlled load	<ul style="list-style-type: none"><li>30% of total load allocated to the controlled off-peak rate.</li><li>Flat consumption over the year.</li></ul>
Time of Use	<ul style="list-style-type: none"><li>Flat consumption over the year.</li><li>30% of consumption allocated to peak rates, 40% to shoulder and 30% to off-peak.</li></ul>

#### The price-spread

The typical annual bill for SMEs consuming 50,000 kWh per annum (single rate) is \$11,515. Chart 102 shows annual bills for four retailers in the ActewAGL distribution network and that the maximum price spread is approximately \$1,560 per annum.

**Chart 102** The price spread in the ACT's ActewAGL distribution network. Annual bills based on market offers as of April 2017 (including guaranteed discounts and pay on time discounts), 50,000 kWh per annum, single rate and GST inclusive

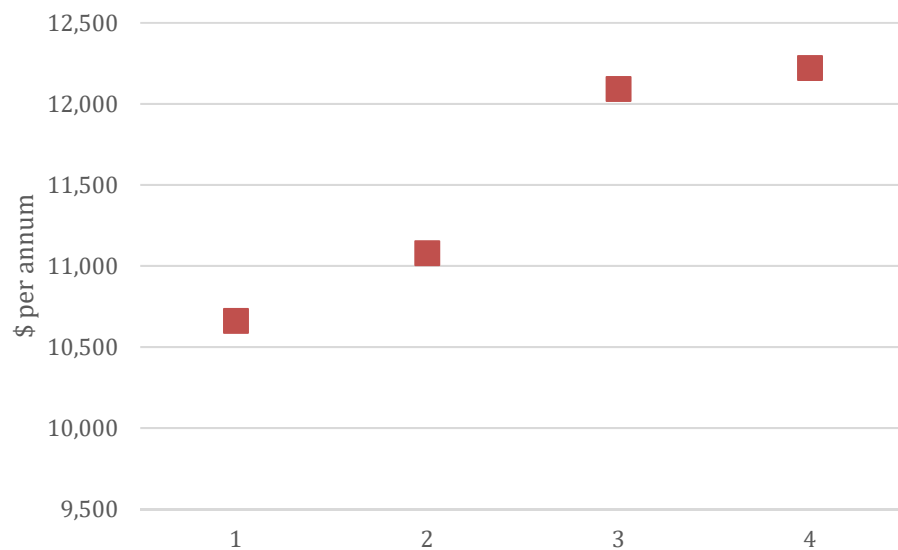
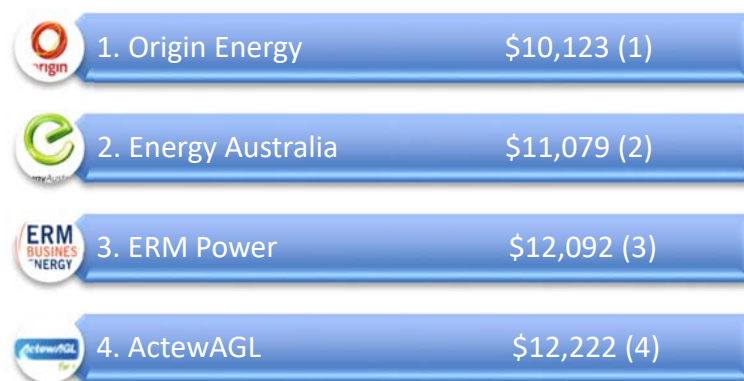


Figure 28 below ranks the retail offers from lowest to highest annual bills. It also shows how the retail offers ranked in April 2016 (brackets).

**Figure 28** Lowest to highest annual bills (incl GST) for market offers in ACT's ActewAGL network (April 2017). Bills including guaranteed discounts and pay on time discounts - SMEs consuming 50,000kWh per annum (single rate)<sup>93</sup>



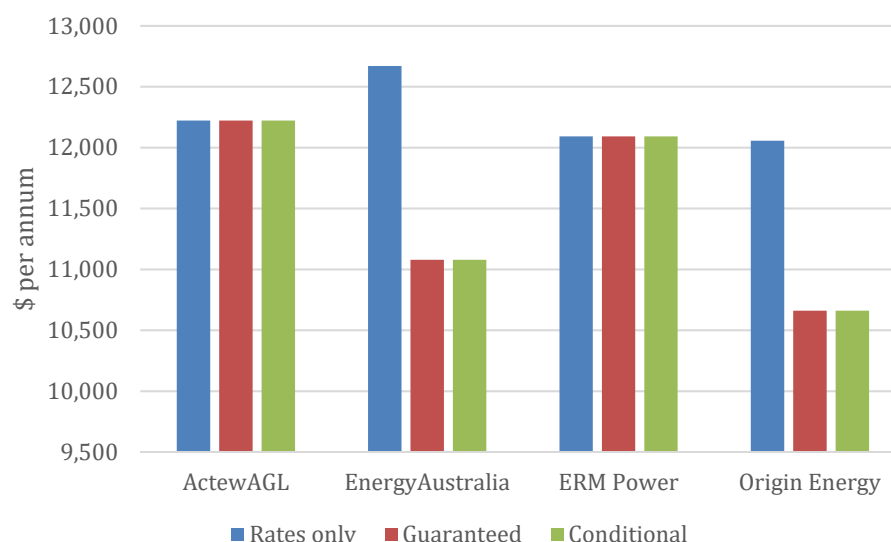
#### Additional discounts

The use of conditional pay on time discounts is not as prevalent in the ACT retail market as in some jurisdictions. Two retailers offer guaranteed discounts (for a limited period) while two retailers (ActewAGL and ERM Power) do not discount their rates as part of their market offers. Chart 103 below shows that Energy Australia's rates

<sup>93</sup> These market offers were collected in April 2017 and it should be noted that retailers may change their rates at any time. Additional discounts for customers choosing to pay by direct debit are not included in these bill calculations.

produce the highest annual bills while Origin and ERM Power's rates produce the lowest bills. However, as Energy Australia and Origin offer a guaranteed 13% and 12% off the consumption charges for 12 months, their offers produce the lowest annual bills.

**Chart 103** Annual bills based on rates, guaranteed discounts and pay on time discounts in the ACT (ActewAGL). Annual bills based on market offers as of April 2017, 50,000 kWh per annum, single rate and GST inclusive

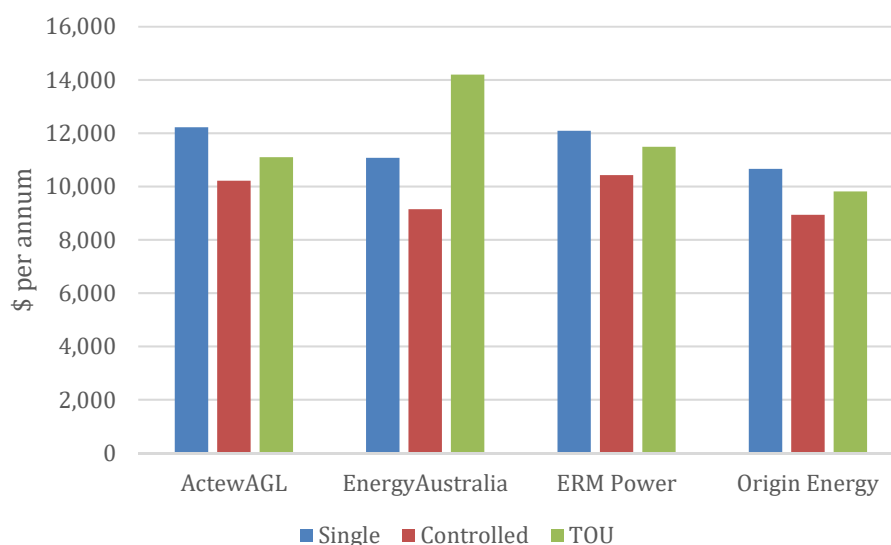


#### Different tariff types

While the above analysis shows that Origin's offer produces the lowest annual bill and ActewAGL's the highest for businesses with this consumption level (50,000kWh) this analysis was based on single rate tariffs only. Chart 104 below compares annual bills between three tariff types: single rate, single rate with controlled load and time of use.

The difference between the four retailers' offers is similar for single rate and controlled load but for the time of use tariff, Energy Australia's offer produces an annual bill that is significantly higher than the others. An Energy Australia customer would pay \$4,380 more per annum compared to an Origin customer with the same consumption level/pattern.

**Chart 104** Annual bills for single rate, controlled load and time of use tariffs in the ActewAGL distribution network. Annual bills based on market offers as of April 2017 (including guaranteed discounts and pay on time discounts), 50,000 kWh per annum and GST inclusive<sup>94</sup>



### Network charges

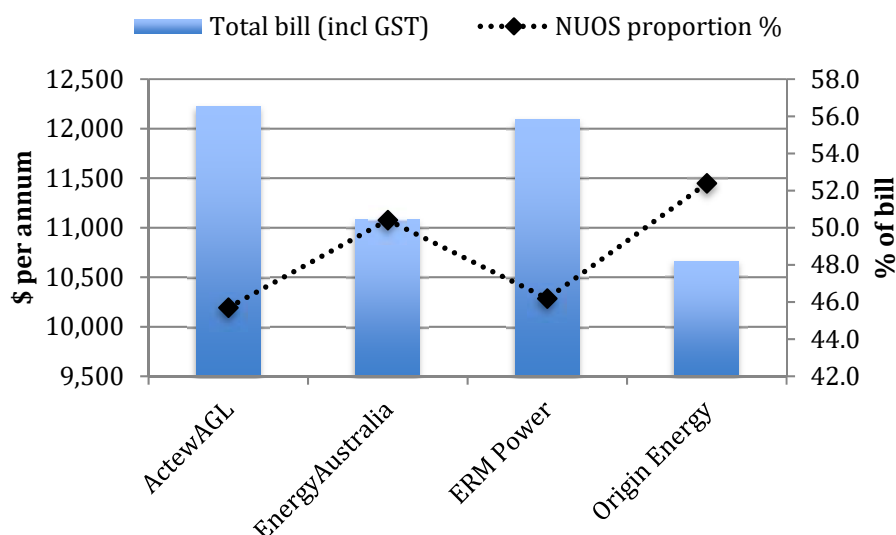
The ACT electricity network, ActewAGL, introduces new Network Use of System (NUOS) charges as of 1 July every year. These NUOS charges are approved by the Australian Energy Regulator (AER) and comprise Transmission Use of System (TUOS) and Distribution Use of System (DUOS) as well as other costs such as jurisdictional charges and metering charges. The retailers can, and generally will, build changes to the NUOS (in relation to both shape and price) into their retail tariffs.

The chart presented in this section shows that the NUOS proportion of bills varies between retail offers. For an Origin customer, the NUOS proportion is 52.4% while the NUOS only comprises 45.7% of the total bill for ActewAGL customers.

<sup>94</sup> 30% of total consumption allocated to the controlled load and, for the time of use tariff, the allocation is 30% peak, 40% shoulder and 30% off peak.

Chart 105 shows annual retail bills (columns) and NUOS as proportion of annual bill (dotted line).

**Chart 105** ActewAGL: Annual retail bills (incl. GST) and NUOS as proportion of total bill, April 2017. Based on retail market offers (including guaranteed and pay on time discounts), single rate, 50,000 kWh per annum)<sup>95</sup>



## 6.6.2 ACT gas bills April 2017

The following assumptions have been applied to the analysis of gas offers in the ACT:

	Low	Medium	High
<b>Annual consumption</b>	100 GJ	250 GJ	400 GJ
<b>Assumptions:</b>	<ul style="list-style-type: none"> <li>Flat consumption over the year.</li> </ul>		

### The price-spread

The typical annual market offer bill for SMEs consuming 250 GJ per annum is \$6,280 (including discounts). Chart 106 shows annual bills for three retailers in the ACT and that the maximum price spread is approximately \$900 per annum.

<sup>95</sup> Based on market offer rates as of April 2017, presented as annual bills for SMEs using 50,000kWh per annum (single rate). The annual NUOS charges are based on the ActewAGL's charges for the 2016/17 financial year. The NUOS also includes fixed charges.

**Chart 106** The price spread in the ACT. Annual bills based on market offers as of April 2017 (including guaranteed discounts and pay on time discounts), 250 GJ per annum and GST inclusive

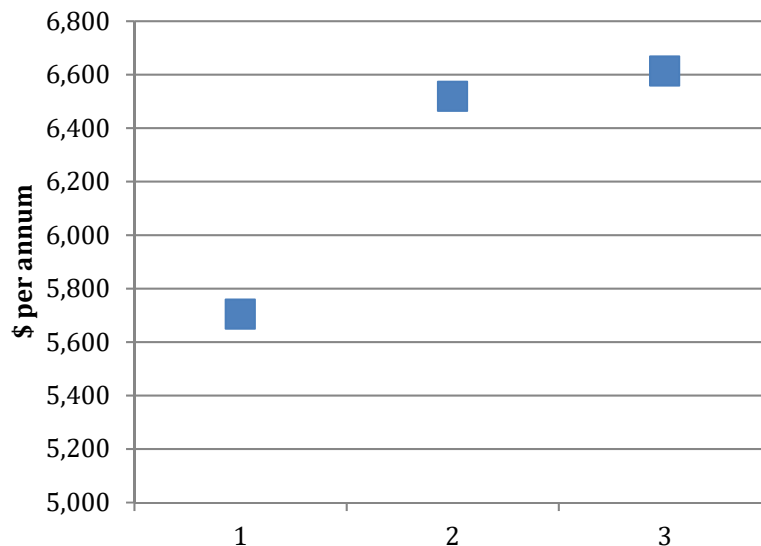


Figure 29 below ranks the retail offers from lowest to highest annual gas bills. It also shows how the retail offers ranked in April 2016 (brackets).

**Figure 29** Lowest to highest annual bills (incl GST) for market offers in the ACT (April 2017). Bills including guaranteed discounts and pay on time discounts - SMEs consuming 250 GJ per annum<sup>96</sup>

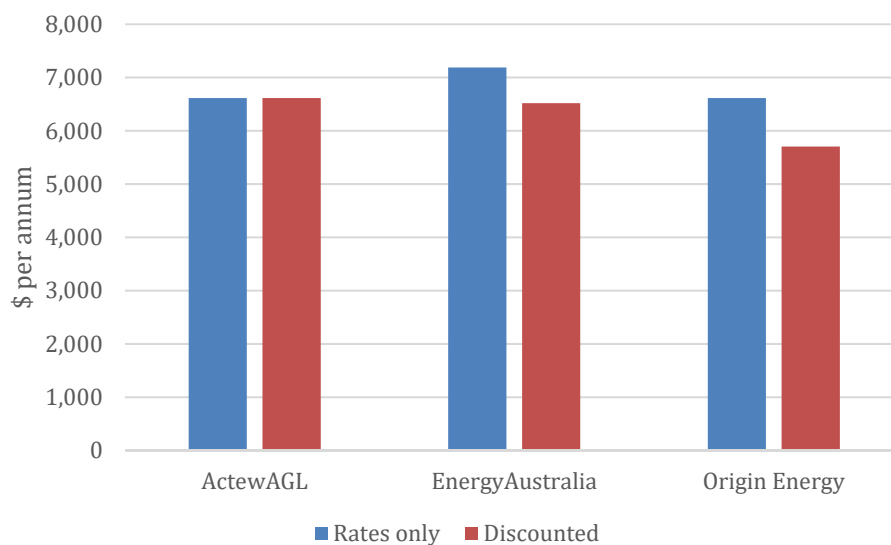


<sup>96</sup> These market offers were collected in April 2017 and it should be noted that retailers may change their rates at any time. Additional discounts for customers choosing to pay by direct debit are not included in these bill calculations.

### Additional discounts

As in the case of the electricity offers, Energy Australia and Origin offers guaranteed discounts on the consumption rates for a limited period (12 months) while ActewAGL does not offer any additional discounts. Chart 107 below shows that ActewAGL and Origin have the same rates while Energy Australia's base rates are higher. Post Energy Australia and Origin's discounts (10% and 15% respectively), however, Origin has the lowest annual bill.

**Chart 107** Annual bills based on rates, guaranteed discounts and pay on time discounts in the ACT. Annual bills based on market offers as of April 2017, 250 GJ per annum and GST inclusive

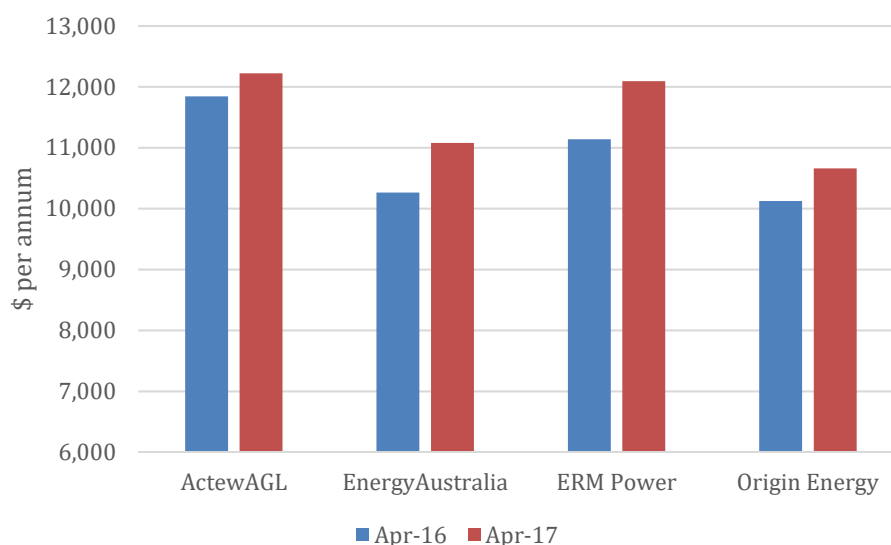


### 6.6.3 ACT bill changes from April 2016 to April 2017

On average, retail electricity bills for SMEs consuming 50,000 kWh per annum (single rate) increased by 6% between April 2016 and April 2017, however some retailers' increases were significantly higher than others. Chart 108 shows that ERM Power introduced the greatest price increases (\$955 or 8.6%) while ActewAGL's increase to the annual bill was approximately \$380 (or 3.2%). Origin and Energy Australia increased their bills by \$540 and \$815 (5.3% and 8%) respectively.

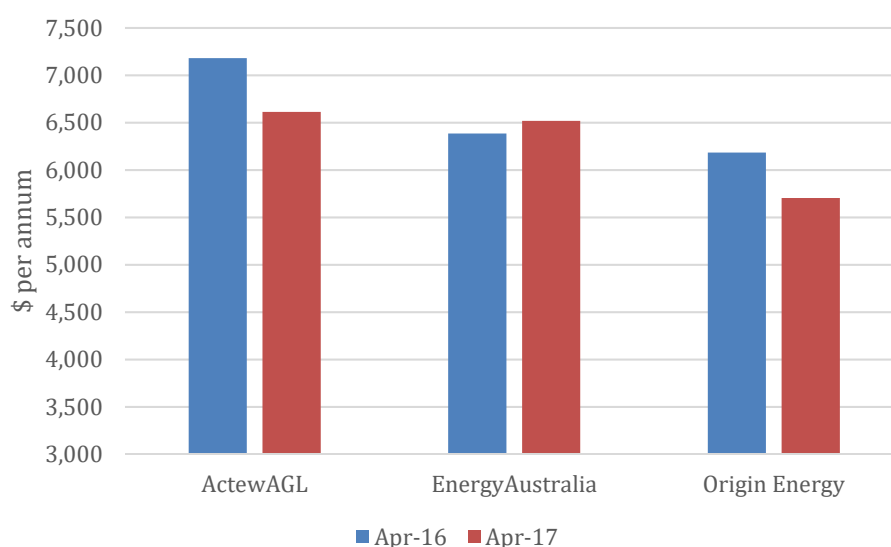


**Chart 108** Comparison of 2016 and 2017 annual electricity bills including guaranteed discounts and pay on time discounts in the ACT (ActewAGL). Annual bills based on market offers as of April 2016 and April 2017, 50,000 kWh per annum, single rate and GST inclusive



In relation to gas, both ActewAGL and Origin reduced their prices while Energy Australia had a moderate increase. Annual gas bills for SME customers using 250 GJ per annum decreased by \$570 (or 7.9%) for ActewAGL customers and by \$480 (or 7.7%) for Origin customers. Customers with Energy Australia, however, would have experienced a price increase of \$135 (or 2%). See chart 109 below.

**Chart 109** Comparison of 2016 and 2017 annual gas bills including guaranteed discounts and pay on time discounts in the ACT (ActewAGL). Annual bills based on market offers as of April 2016 and April 2017, 250 GJ per annum and GST inclusive



## 6.7 Western Australia and Northern Territory

Electricity prices remain regulated in Western Australia and the Northern Territory. In Western Australia the Minister for Energy also determines a maximum price cap for gas prices.<sup>97</sup>

The Northern Territory has a single electricity network (the Power and Water Corporation) and Jacana Energy is the retailer. In Western Australia there are two electricity networks: Horizon Power and Western Power. Western Power supplies the South West Interconnected System (SWIS) while Horizon Power supplies northern areas and remote communities. In the SWIS area, Synergy is the main retailer but the regulated retail price is the same for customers across Western Australia. In relation to gas, Western Australia has three pricing zones. The main pricing zone covers the South West and two smaller pricing zones cover Albany and Kalgoorlie.

### 6.7.1 Western Australia and Northern Territory electricity bills April 2017

The following assumptions have been applied to the analysis of electricity offers in Western Australia and the Northern Territory:

	Low	Medium	High
Annual consumption	20,000 kWh	50,000 kWh	80,000 kWh

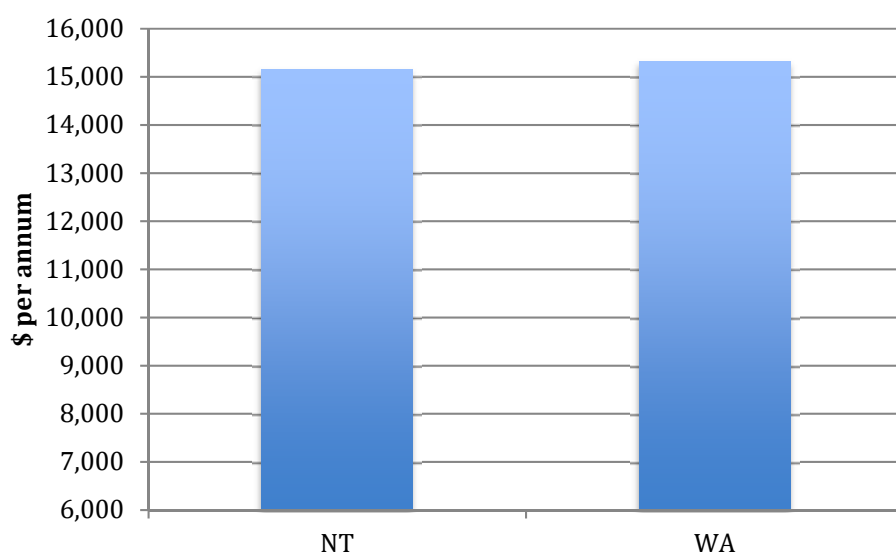
Meter/Tariff	Assumptions
Single rate	<ul style="list-style-type: none"><li>Flat consumption over the year.</li></ul>
Two rate	<ul style="list-style-type: none"><li>30% of total load allocated to the off-peak rate.</li><li>Flat consumption over the year.</li></ul>

SME's using 50,000 kWh per annum (single rate) in the Northern Territory and Western Australia will have quite similar annual bills (approximately \$15,200). While the fixed daily supply charge is greater in the Northern Territory, the slightly lower price per kWh result in annual bills being \$170 less in the Northern Territory for customers with this consumption level.

---

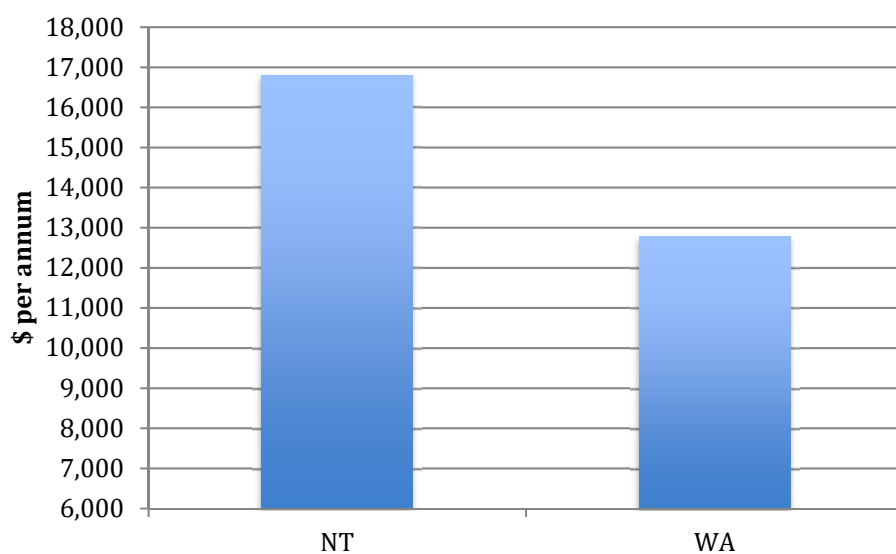
<sup>97</sup> There are no reticulated gas offers for small business customers in the Northern Territory.

**Chart 110** Annual bills for the single rate tariff in the Northern Territory and Western Australia. Annual bills based on regulated offers as of April 2017, 50,000 kWh per annum and GST inclusive



For the two-rate tariff, however, the price per kWh is significantly higher in the Northern Territory and a SME would pay approximately \$4,000 per annum more than a two-rate customer in Western Australia, assuming both customers use 50,000 kWh per annum and thereof 30% at off-peak times.

**Chart 111** Annual bills for the two-rate tariff in the Northern Territory and Western Australia. Annual bills based on regulated offers as of April 2017, 50,000 kWh per annum and GST inclusive<sup>98</sup>



<sup>98</sup> 30% of total consumption allocated to the off-peak rate.

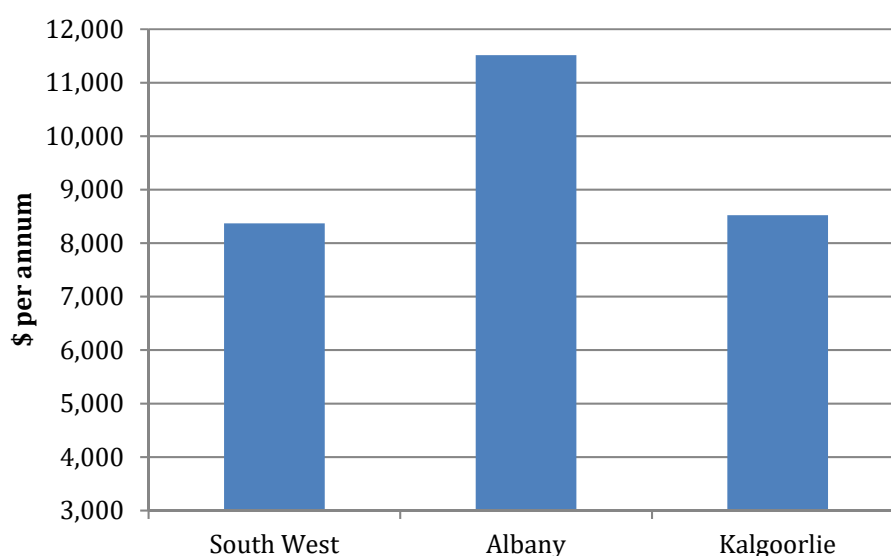
### 6.7.2 Western Australian gas bills April 2017

The following assumptions have been applied to the analysis of gas offers in Western Australia:

Annual consumption	Low	Medium	High
	100 GJ	250 GJ	400 GJ
Assumptions:	<ul style="list-style-type: none"><li>Flat consumption over the year.</li></ul>		

Chart 112 below shows annual bills for gas customers on Alinta's standard tariff in the South West (Perth region), Albany and Kalgoorlie using 250 GJ per annum. The supply charge includes an account administration fee and retail market levy as of April 2017.<sup>99</sup> It shows that customers with this consumption level pay approximately \$8,370 per annum in the South West region, \$8,500 in Kalgoorlie and \$11,500 in Albany.

**Chart 112** Annual bills for gas customers in Western Australia. Annual bills based on Alinta's standard tariff as of April 2017, 250 GJ per annum and GST inclusive



<sup>99</sup> Western Australia uses a unit price for gas and 1 unit equals 3.6 Mj. All bill analysis for WA in this report has converted the unit price to the price per Mj. Kleenheat also offers gas contracts to small businesses in WA but as they do not post their business rates on their website (requesting a quote is necessary), we have only included Alinta's rates in this analysis. A recent new entrant to the WA gas market is AGL.

### 6.7.3 WA and NT bill changes from April 2016 to April 2017

Electricity bills in the Northern Territory did not change between April 2016 and April 2017. In Western Australia, however, they increased by approximately 3%, or \$450 for a customer using 50,000 kWh per annum.<sup>100</sup>

---

<sup>100</sup> Due to changes to the additional fees (i.e. the Retail Market Levy, Account fee and Account Administration fee) in recent years we have not been able to track changes to gas bills over time in WA. The annual bills presented in this report includes the Account Administration fee in the fixed supply charge).

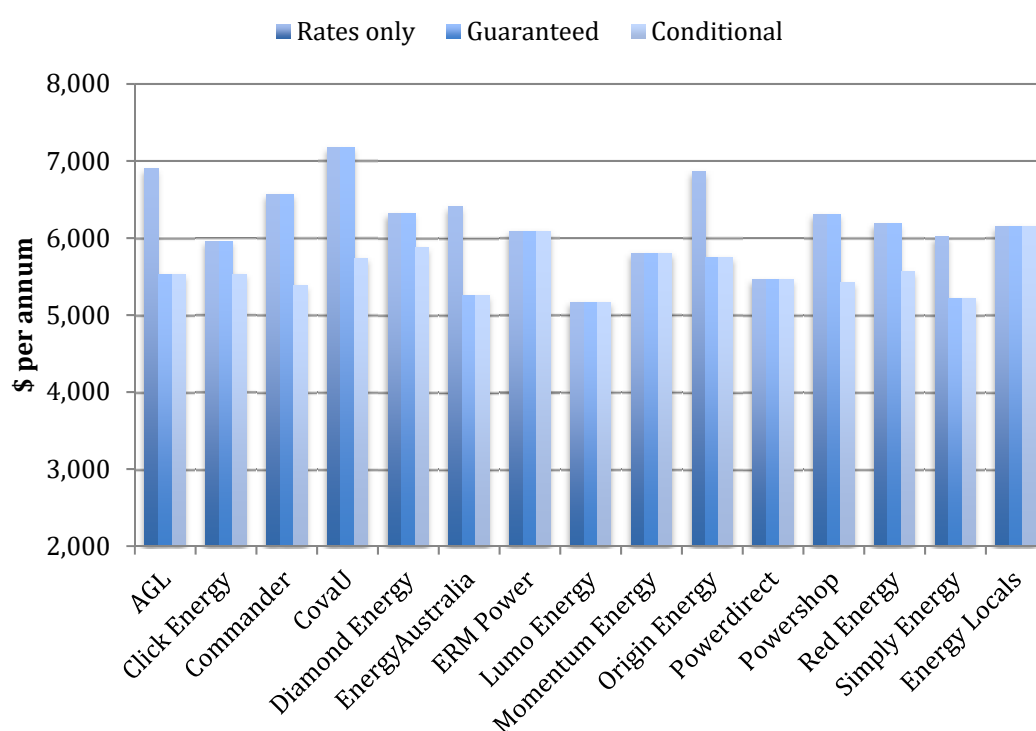
## Appendix A - Bill analysis for low and high consumption businesses

### A.1 New South Wales (NSW)

#### A.1.1 NSW electricity bills April 2017

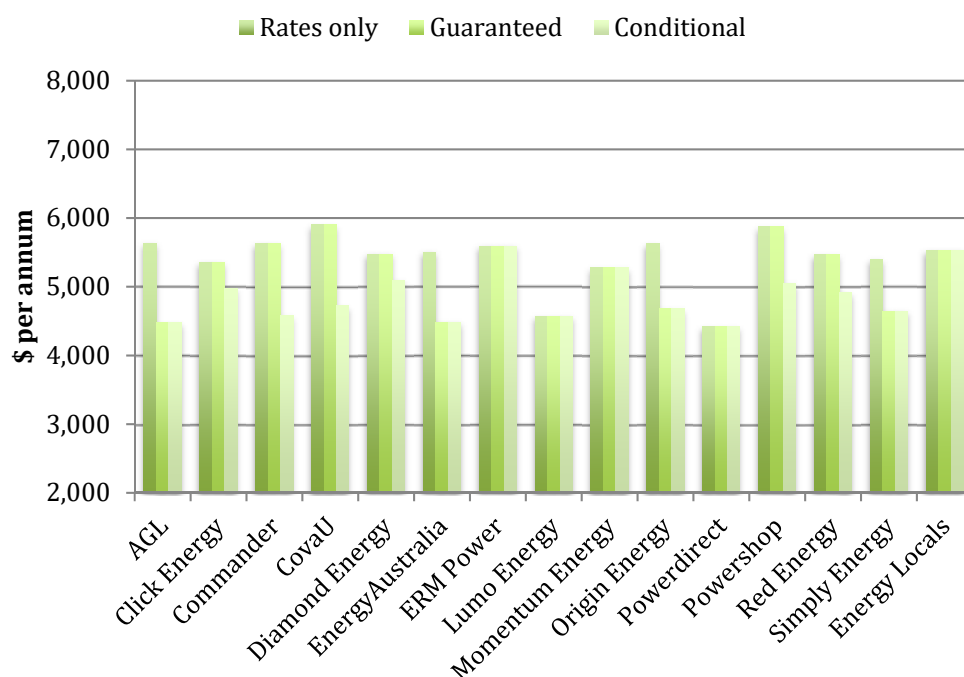
The average annual bill for small businesses with low consumption (20,000 kWh per annum) is approximately \$5,600 (single rate) in the Ausgrid network, \$4,870 in Endeavour Energy and \$6,470 in Essential Energy. For high consumption businesses (80,000 kWh) the annual bill is \$20,200 in Ausgrid, \$18,500 in Endeavour Energy and \$23,050 in Essential Energy.<sup>101</sup>

**Chart A.1** Annual bills based on rates, guaranteed discounts and pay on time discounts in NSW's **Ausgrid** network. Annual bills based on market offers as of April 2017, **20,000 kWh** per annum, single rate and GST inclusive

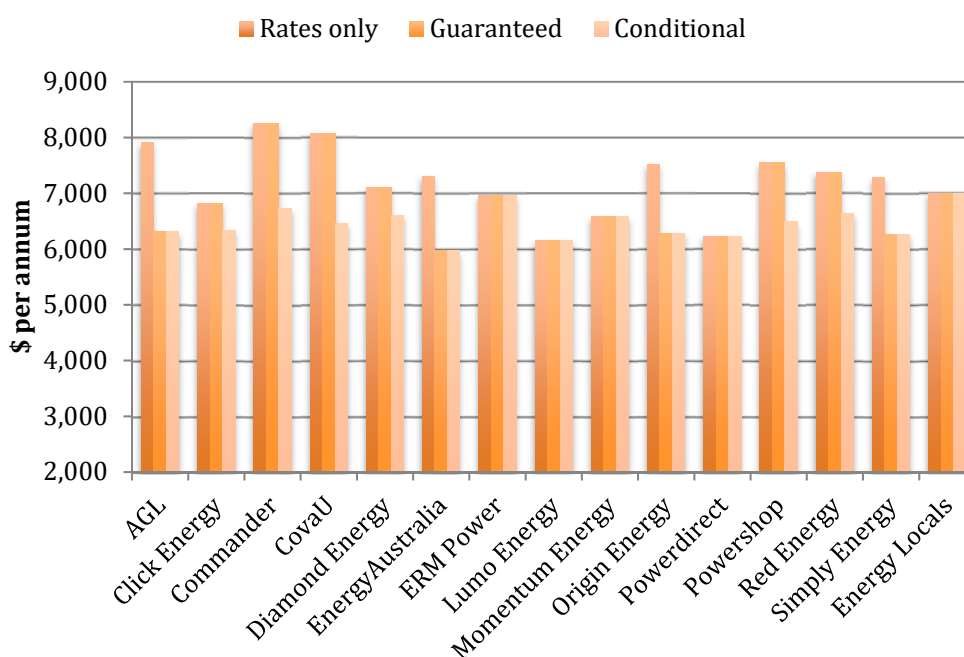


<sup>101</sup> Bills including additional guaranteed and conditional pay on time discounts.

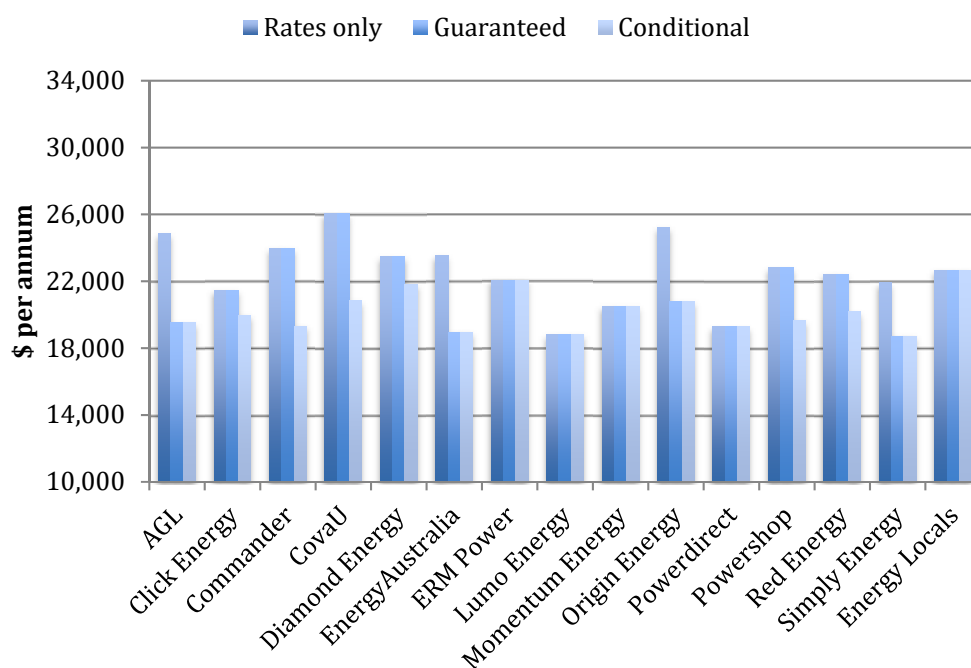
**Chart A.2** Annual bills based on rates, guaranteed discounts and pay on time discounts in NSW's **Endeavour** network. Annual bills based on market offers as of April 2017, **20,000 kWh** per annum, single rate and GST inclusive



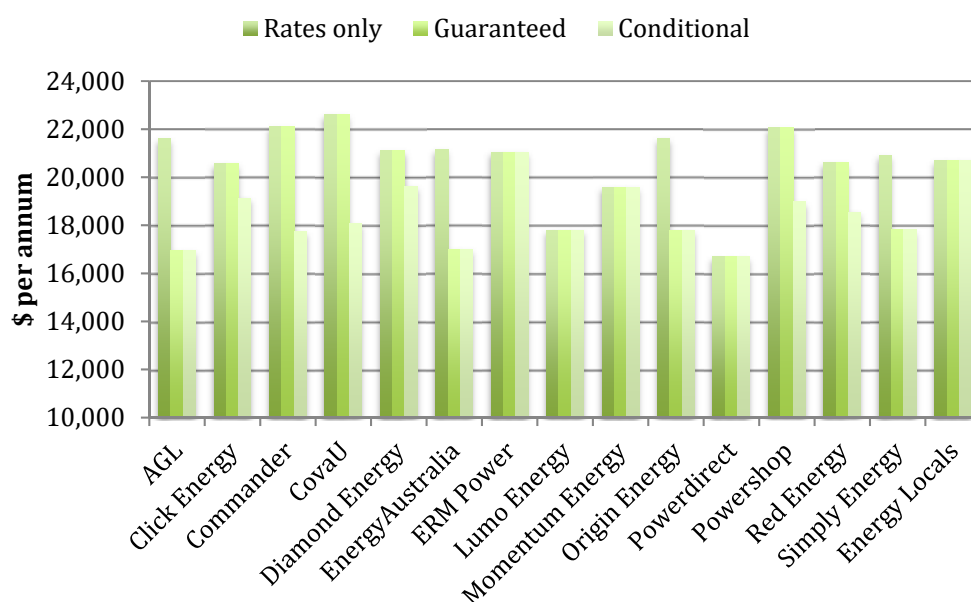
**Chart A.3** Annual bills based on rates, guaranteed discounts and pay on time discounts in NSW's **Essential Energy** network. Annual bills based on market offers as of April 2017, **20,000 kWh** per annum, single rate and GST inclusive



**Chart A.4** Annual bills based on rates, guaranteed discounts and pay on time discounts in NSW's **Ausgrid** network. Annual bills based on market offers as of April 2017, **80,000 kWh** per annum, single rate and GST inclusive

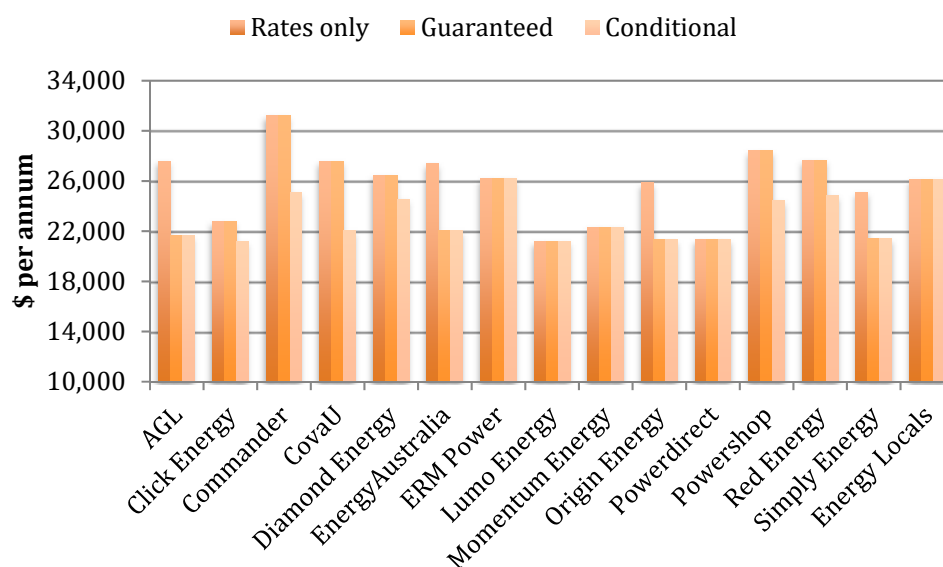


**Chart A.5** Annual bills based on rates, guaranteed discounts and pay on time discounts in NSW's **Endeavour** network. Annual bills based on market offers as of April 2017, **80,000 kWh** per annum, single rate and GST inclusive





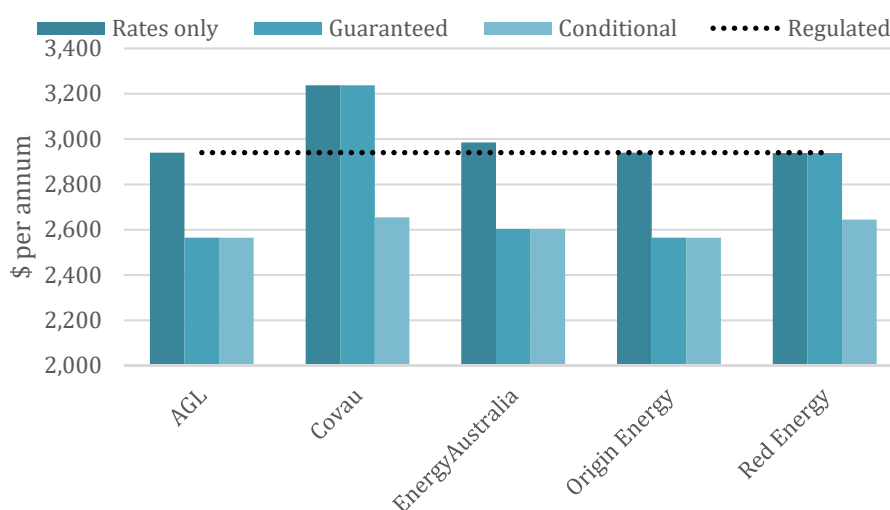
**Chart A.6** Annual bills based on rates, guaranteed discounts and pay on time discounts in NSW's **Essential Energy** network. Annual bills based on market offers as of April 2017, **80,000 kWh** per annum, single rate and GST inclusive



#### A.1.2 NSW gas bills April 2017

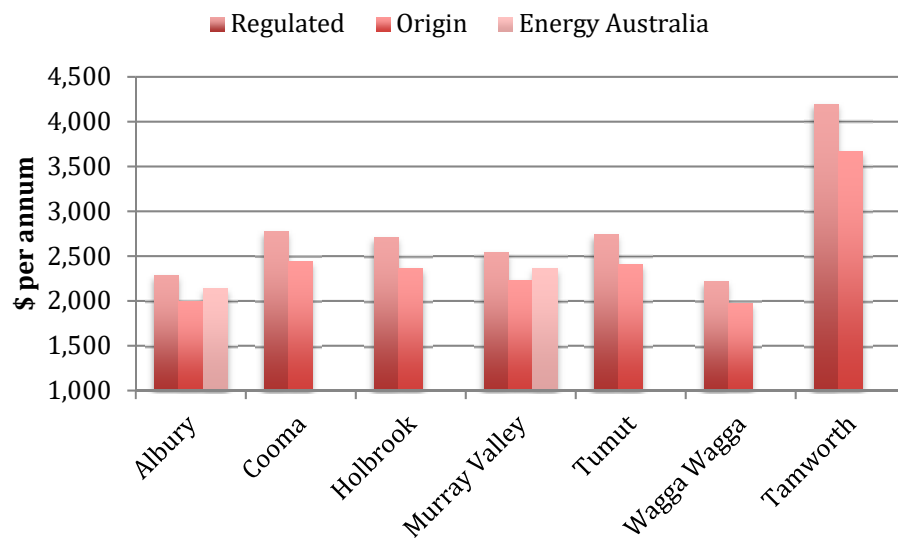
The average annual bill for small businesses with low consumption (100 GJ per annum) in the Jemena/Sydney pricing zone is just over \$2,600 and for high consumption businesses (400 GJ) the annual bill is approximately \$9,330.<sup>102</sup>

**Chart A.7** Annual bills based on rates, guaranteed discounts and pay on time discounts in the **Jemena/AGL (Sydney)** gas zone. Annual bills based on market offers as of April 2017, **100 GJ** per annum and GST inclusive

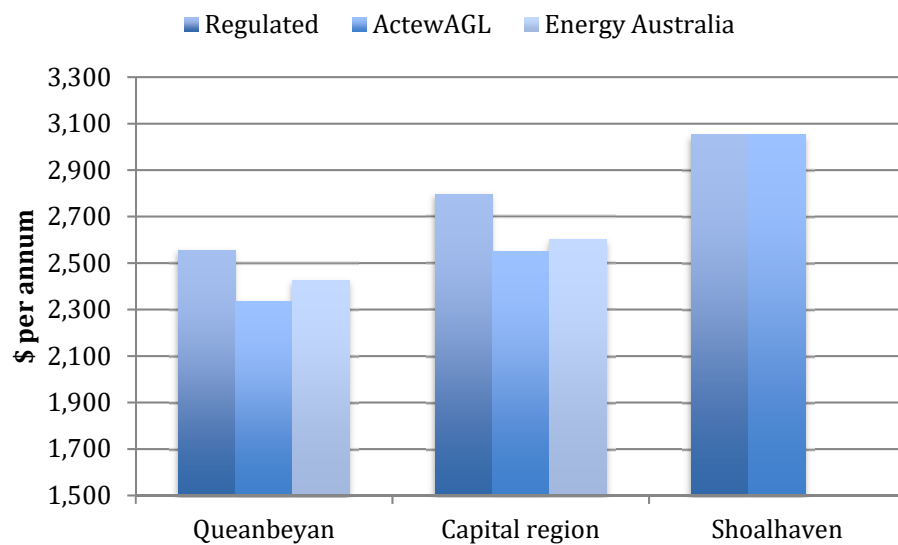


<sup>102</sup> Bills including additional guaranteed and conditional pay on time discounts.

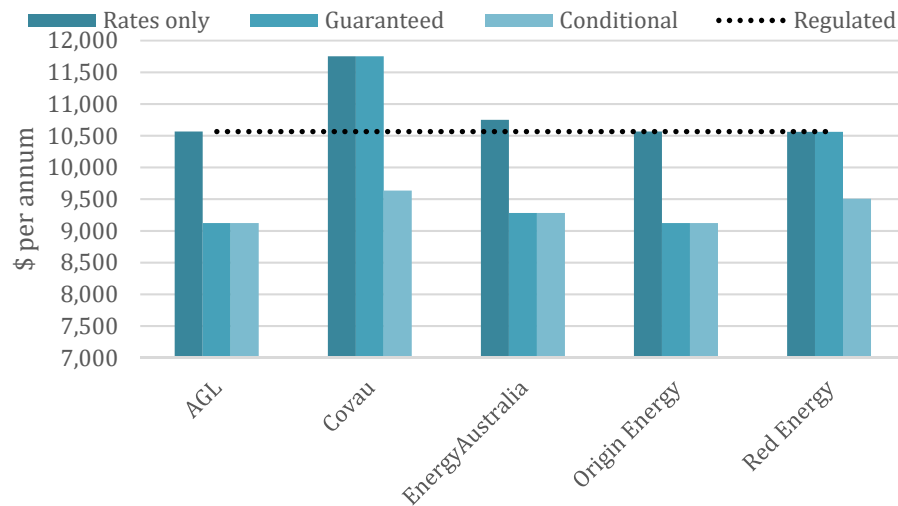
**Chart A.8** Annual bills based in **Origin's** gas zones. Annual bills based on market offers as of April 2017, **100 GJ** per annum and GST inclusive



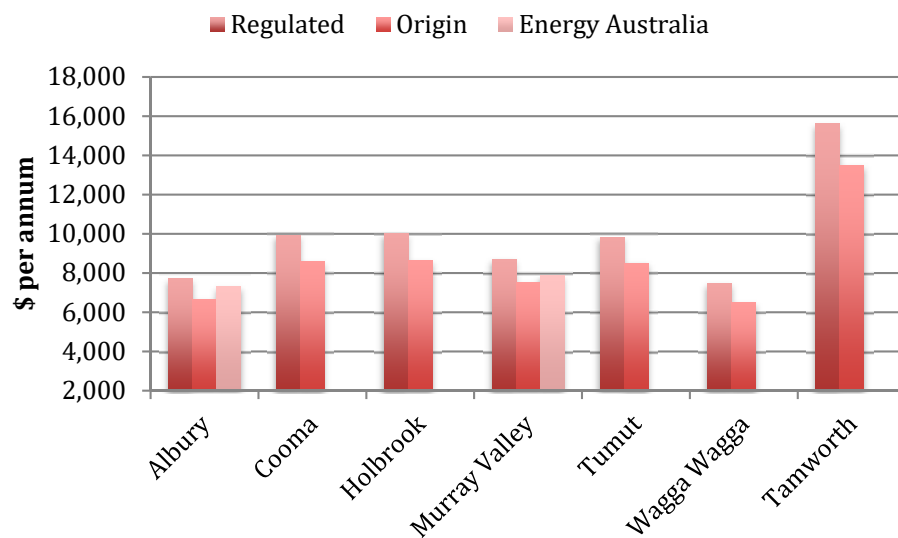
**Chart A.9** Annual bills based in **ActewAGL's** gas zones. Annual bills based on market offers as of April 2017, **100 GJ** per annum and GST inclusive



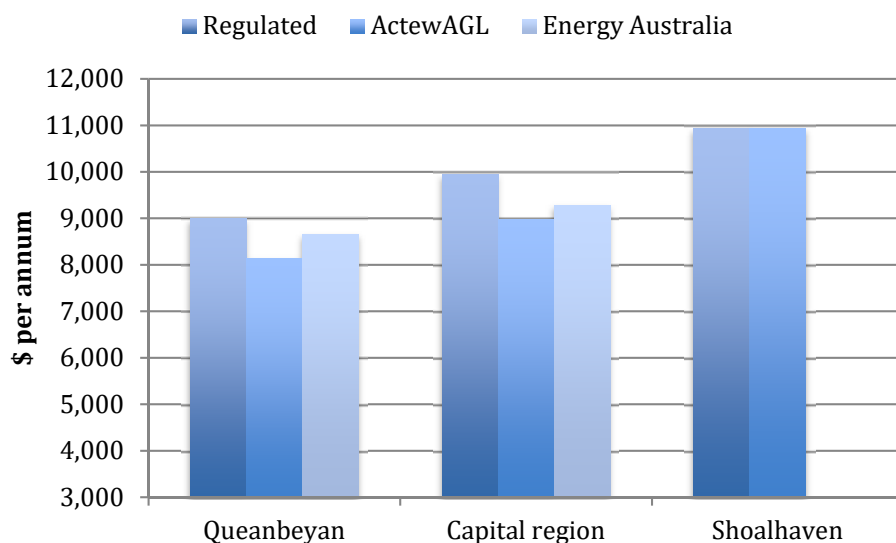
**Chart A.10** Annual bills based on rates, guaranteed discounts and pay on time discounts in the **Jemena/AGL** (Sydney) gas zone. Annual bills based on market offers as of April 2017, **400 GJ** per annum and GST inclusive



**Chart A.11** Annual bills based in **Origin's** gas zones. Annual bills based on market offers as of April 2017, **400 GJ** per annum and GST inclusive



**Chart A.12** Annual bills based in **ActewAGL**'s gas zones. Annual bills based on market offers as of April 2017, **400 GJ** per annum and GST inclusive



## A.2 Victoria

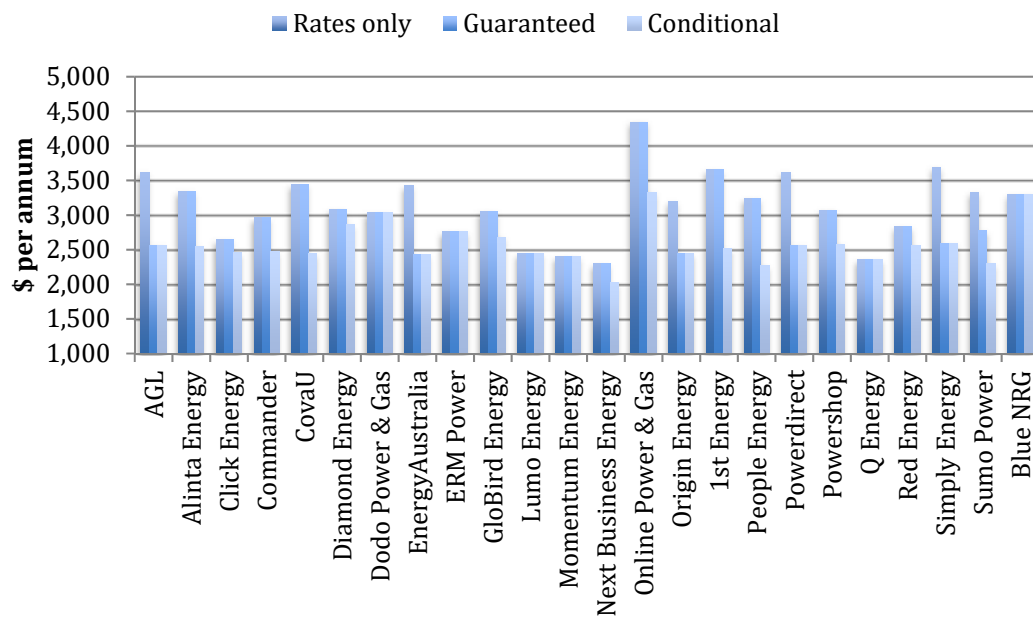
### A.2.1 Victorian electricity bills April 2017

The average annual bill for small businesses with low consumption (10,000 kWh per annum) and high consumption (40,000 kWh) for each the five Victorian network areas are shown in table A.1.

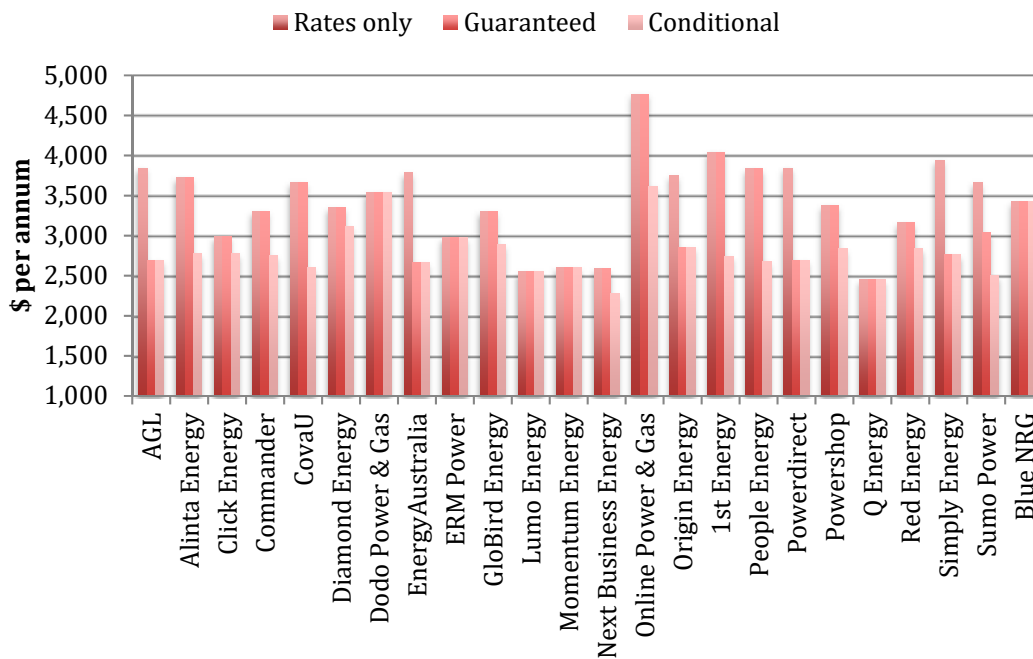
**Table A.1** Average annual bill. Annual bills based on market offers (including guaranteed discounts and pay on time discounts), **10,000 kWh** and **40,000 kWh** per annum, single rate and GST inclusive

	Avg. bill (10,000 kWh)	Avg. bill (40,000 kWh)
<b>Citipower</b>	\$2,580	\$8,700
<b>Powercor</b>	\$2,820	\$9,700
<b>Ausnet</b>	\$3,530	\$12,900
<b>Jemena</b>	\$2,930	\$10,200
<b>United Energy</b>	\$2,790	\$9,800

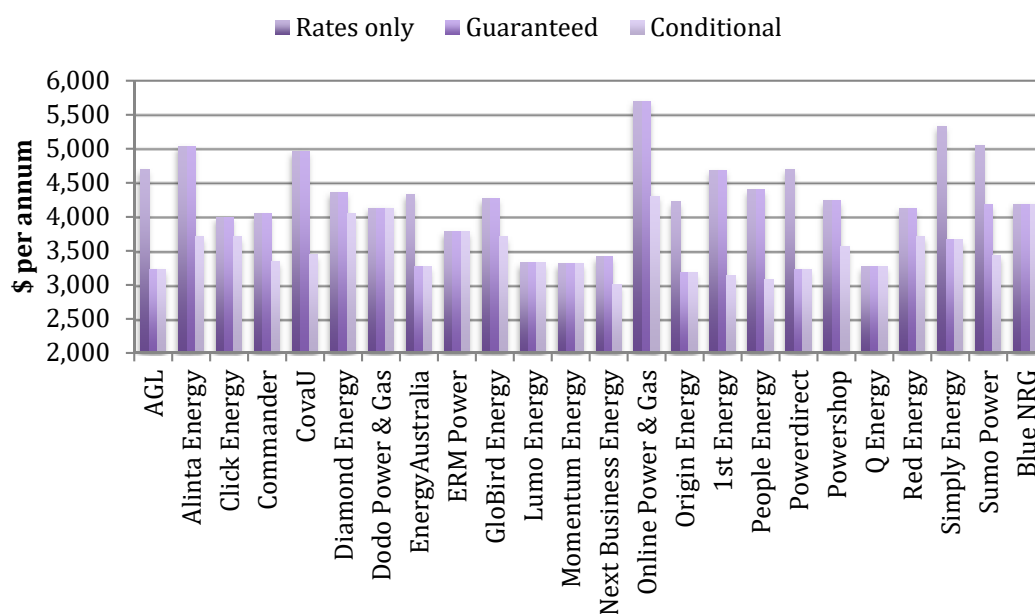
**Chart A.13** Annual bills based on rates, guaranteed discounts and pay on time discounts in Victoria's **Citipower** network. Annual bills based on market offers as of April 2017, **10,000 kWh** per annum, single rate and GST inclusive



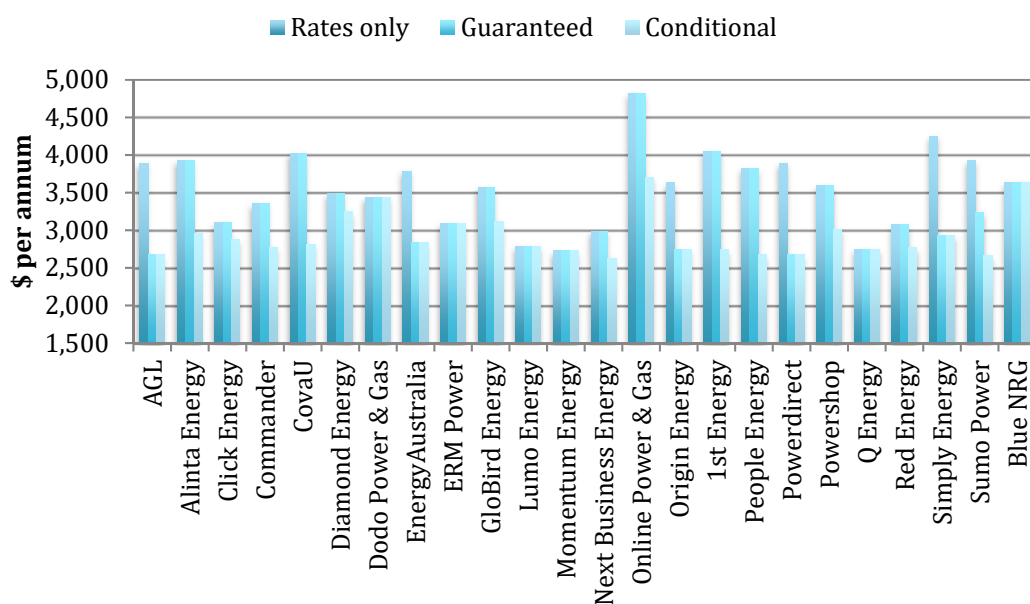
**Chart A.14** Annual bills based on rates, guaranteed discounts and pay on time discounts in Victoria's **Powercor** network. Annual bills based on market offers as of April 2017, **10,000 kWh** per annum, single rate and GST inclusive



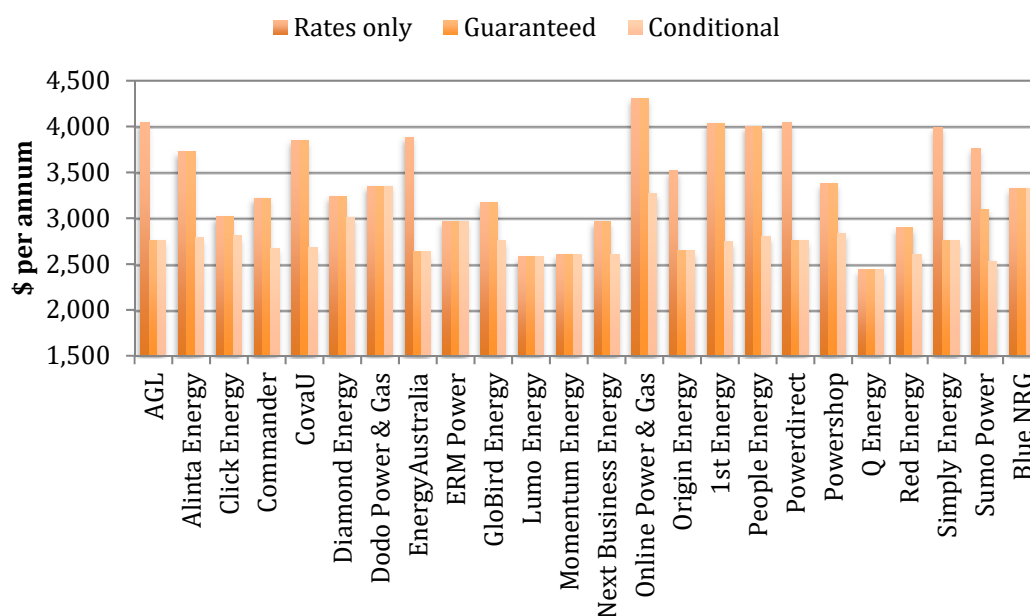
**Chart A.15** Annual bills based on rates, guaranteed discounts and pay on time discounts in Victoria's **Ausnet** network. Annual bills based on market offers as of April 2017, **10,000 kWh** per annum, single rate and GST inclusive



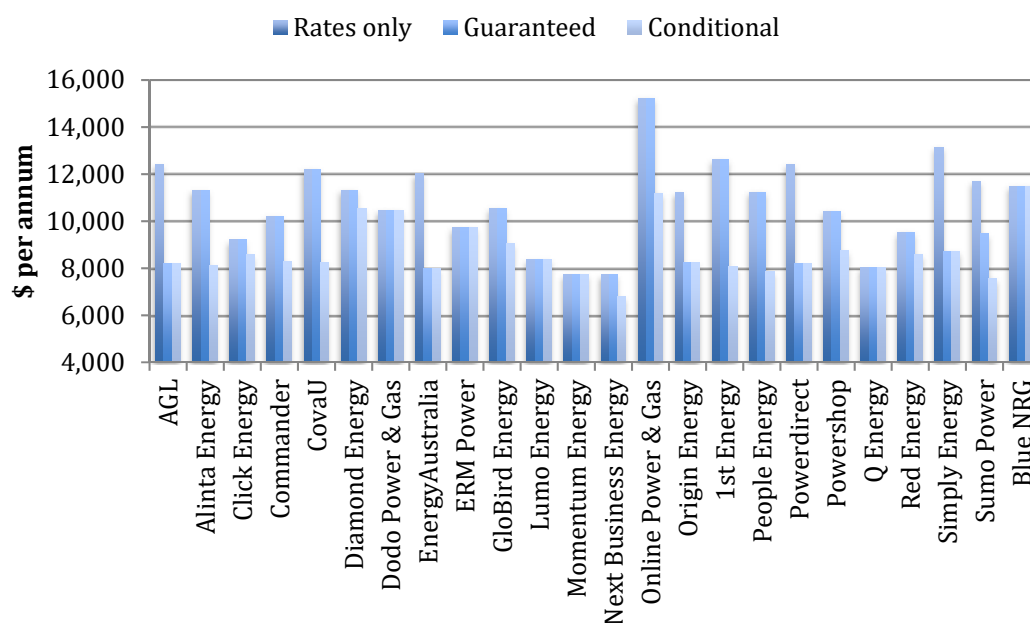
**Chart A.16** Annual bills based on rates, guaranteed discounts and pay on time discounts in Victoria's **Jemena** network. Annual bills based on market offers as of April 2017, **10,000 kWh** per annum, single rate and GST inclusive



**Chart A.17** Annual bills based on rates, guaranteed discounts and pay on time discounts in Victoria's **United Energy** network. Annual bills based on market offers as of April 2017, **10,000 kWh** per annum, single rate and GST inclusive



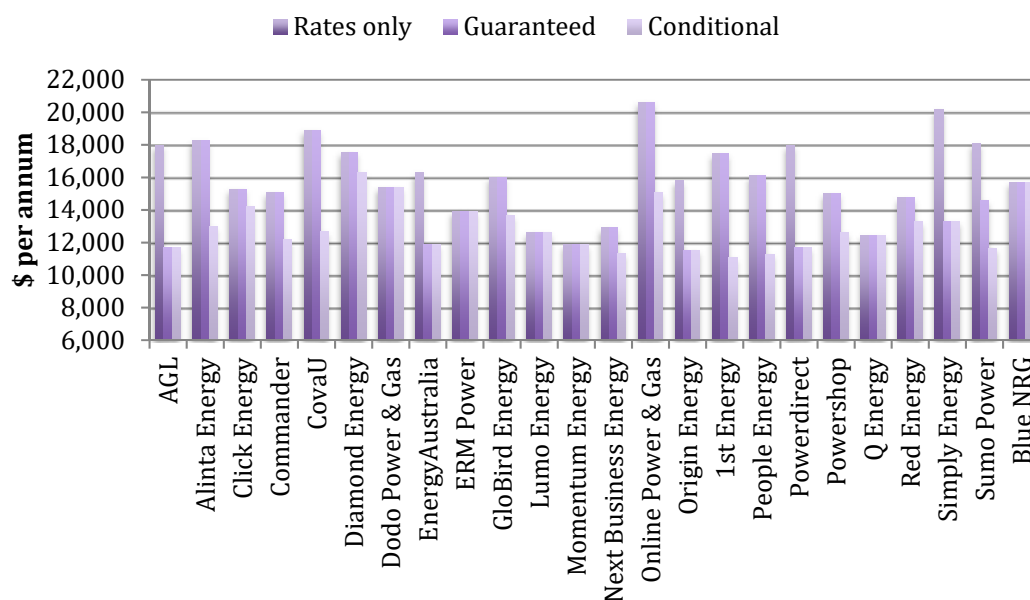
**Chart A.18** Annual bills based on rates, guaranteed discounts and pay on time discounts in Victoria's **Citipower** network. Annual bills based on market offers as of April 2017, **40,000 kWh** per annum, single rate and GST inclusive



**Chart A.19** Annual bills based on rates, guaranteed discounts and pay on time discounts in Victoria's **Powercor** network. Annual bills based on market offers as of April 2017, **40,000 kWh** per annum, single rate and GST inclusive



**Chart A.20** Annual bills based on rates, guaranteed discounts and pay on time discounts in Victoria's **Ausnet** network. Annual bills based on market offers as of April 2017, **40,000 kWh** per annum, single rate and GST inclusive

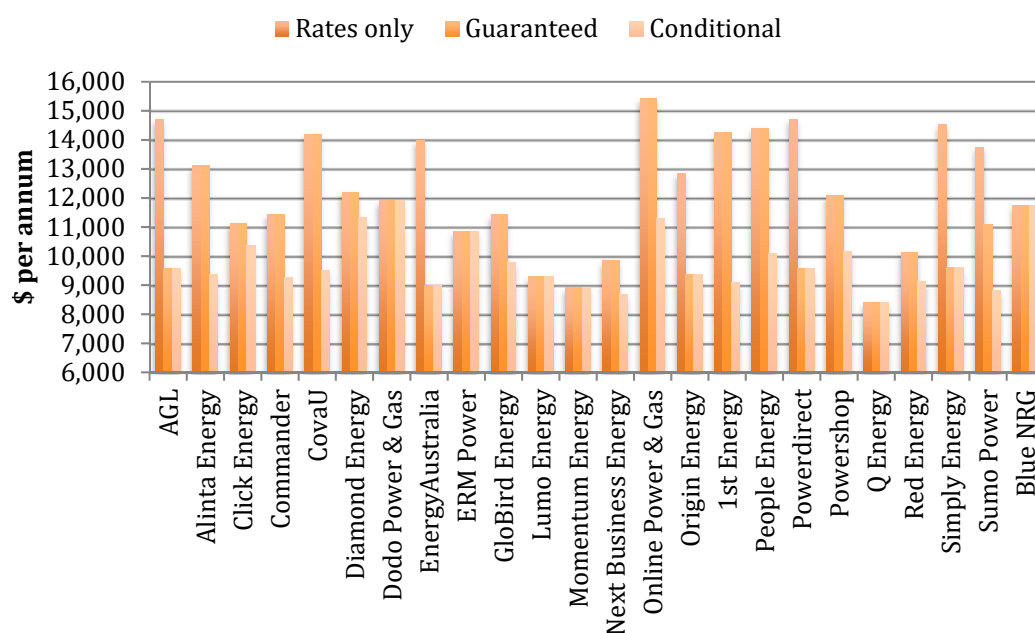




**Chart A.21** Annual bills based on rates, guaranteed discounts and pay on time discounts in Victoria's **Jemena** network. Annual bills based on market offers as of April 2017, **40,000 kWh** per annum, single rate and GST inclusive



**Chart A.22** Annual bills based on rates, guaranteed discounts and pay on time discounts in Victoria's **United Energy** network. Annual bills based on market offers as of April 2017, **40,000 kWh** per annum, single rate and GST inclusive



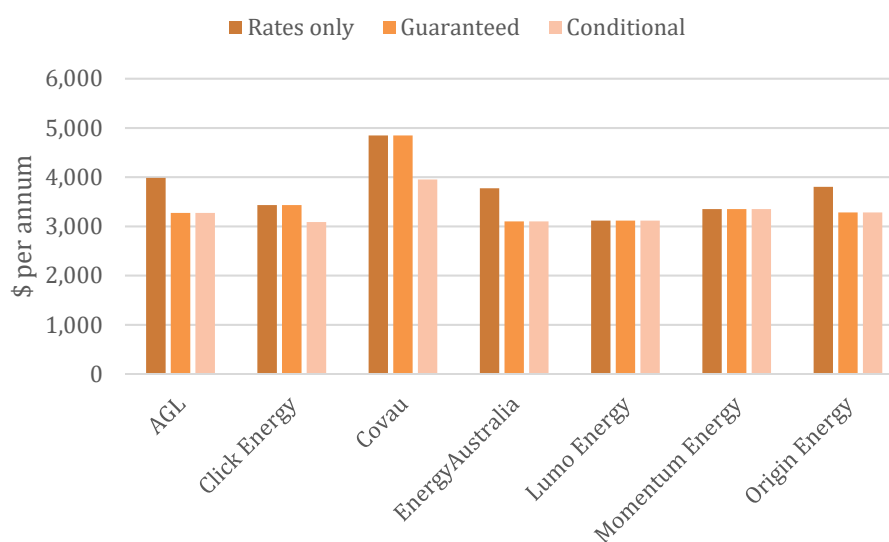
### A.2.2 Victorian gas bills April 2017

The average annual bill for small businesses with low consumption (200 GJ per annum) and high consumption (800 GJ) for each the eight Victorian gas zones are shown in tables A.2.

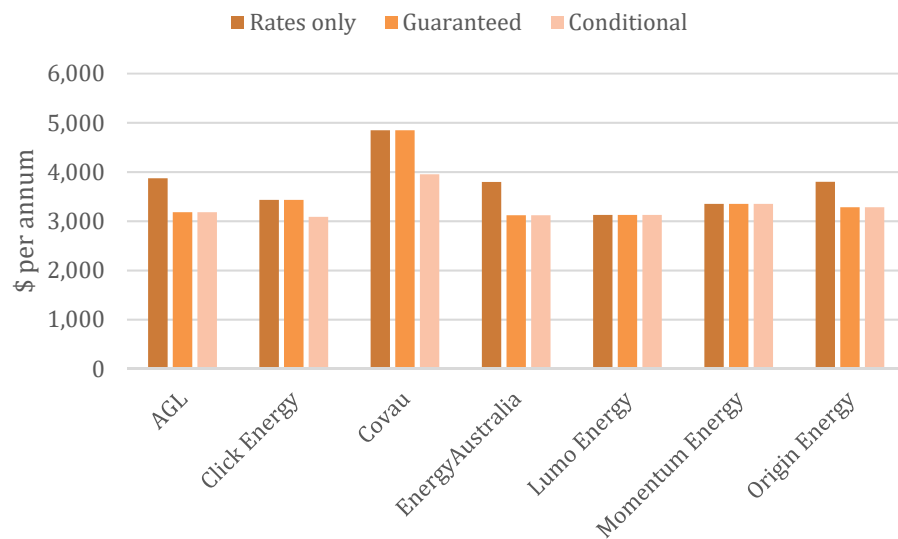
**Table A.2** Average annual bill. Annual bills based on market offers (including guaranteed discounts and pay on time discounts), **200 GJ** and **800 GJ** per annum, and including GST

Gas zones	Avg. bill (200 GJ)	Avg. bill (800 GJ)
<b>Multinet 1</b>	\$3,310	\$10,970
<b>Multinet 2</b>	\$3,300	\$11,080
<b>Ausnet Central 1</b>	\$3,090	\$11,000
<b>Ausnet Central 2</b>	\$3,060	\$10,900
<b>Ausnet West</b>	\$3,170	\$11,150
<b>AGN Central 1</b>	\$3,550	\$11,600
<b>AGN Central 2</b>	\$3,540	\$11,690
<b>AGN North</b>	\$3,640	\$12,150

**Chart A.23** Annual bills based on rates, guaranteed discounts and pay on time discounts in the **Multinet 1** gas zone. Annual bills based on market offers as of April 2017, **200 GJ** per annum and GST inclusive



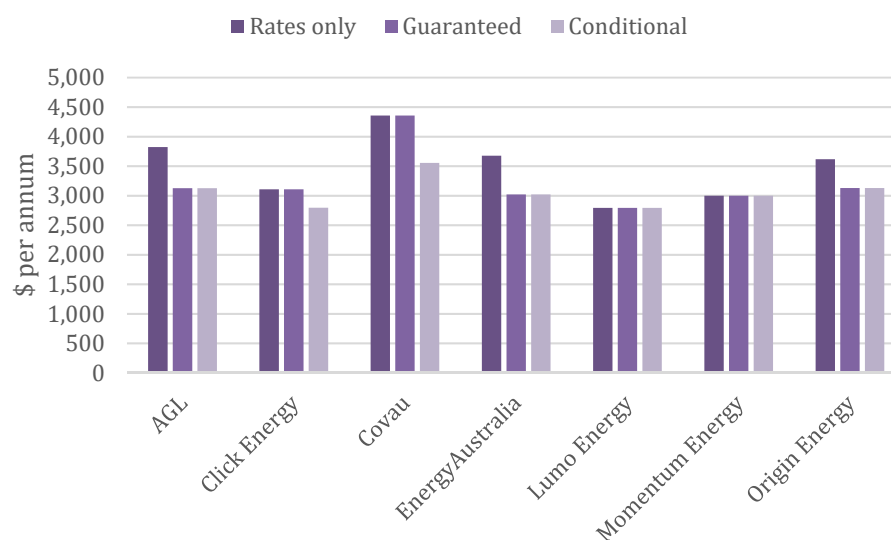
**Chart A.24** Annual bills based on rates, guaranteed discounts and pay on time discounts in the **Multinet 2** gas zone. Annual bills based on market offers as of April 2017, **200 GJ** per annum and GST inclusive



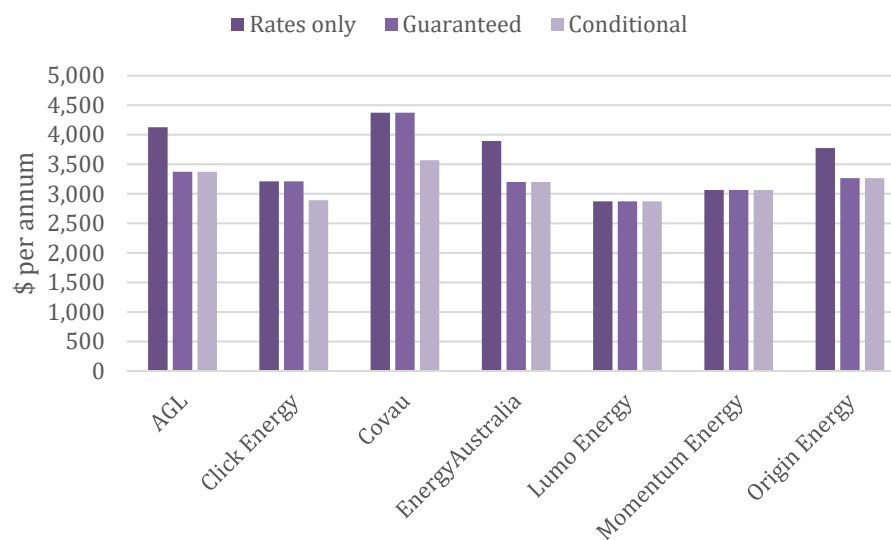
**Chart A.25** Annual bills based on rates, guaranteed discounts and pay on time discounts in the **Ausnet Central 1** gas zone. Annual bills based on market offers as of April 2017, **200 GJ** per annum and GST inclusive



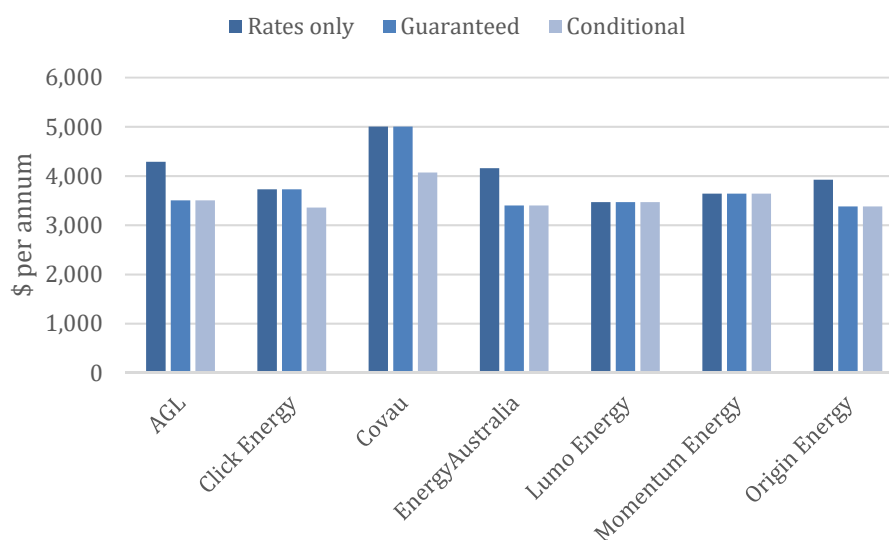
**Chart A.26** Annual bills based on rates, guaranteed discounts and pay on time discounts in the **Ausnet Central 2** gas zone. Annual bills based on market offers as of April 2017, **200 GJ** per annum and GST inclusive



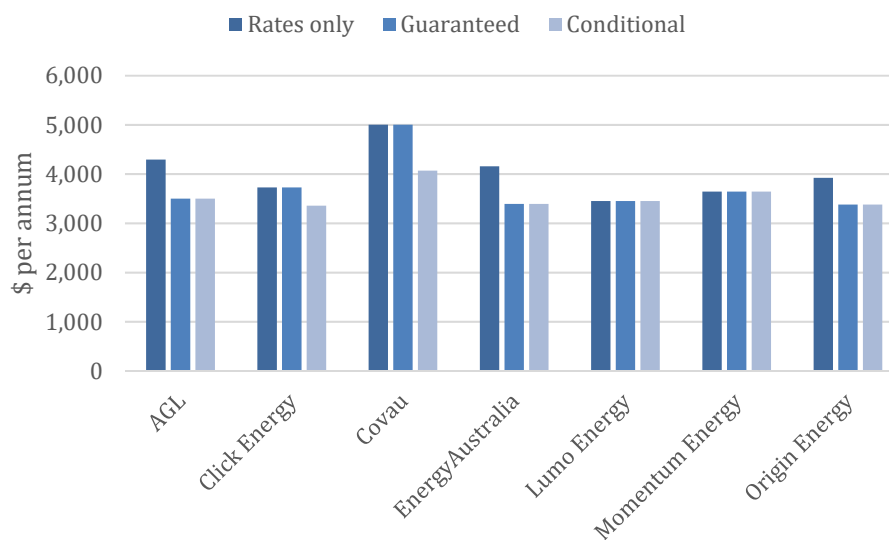
**Chart A.27** Annual bills based on rates, guaranteed discounts and pay on time discounts in the **Ausnet West** gas zone. Annual bills based on market offers as of April 2017, **200 GJ** per annum and GST inclusive



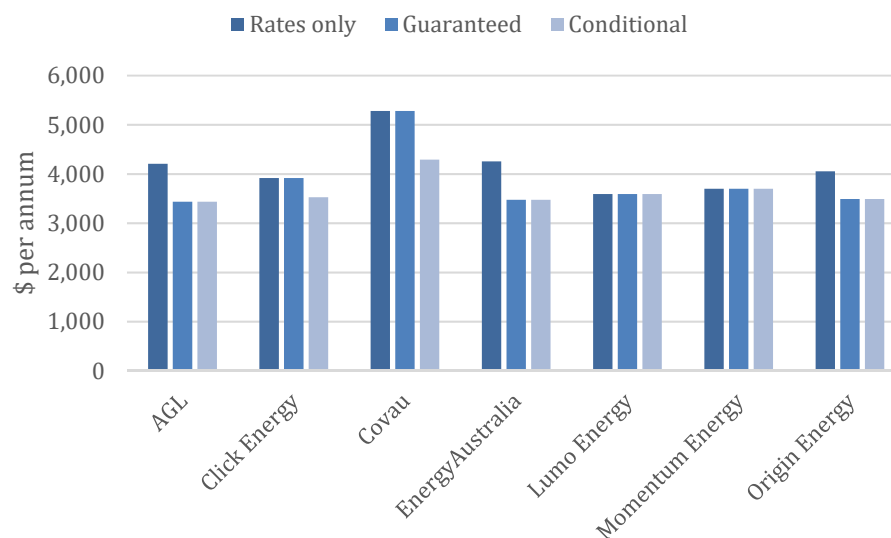
**Chart A.28** Annual bills based on rates, guaranteed discounts and pay on time discounts in the **AGN Central 1** gas zone. Annual bills based on market offers as of April 2017, **200 GJ** per annum and GST inclusive



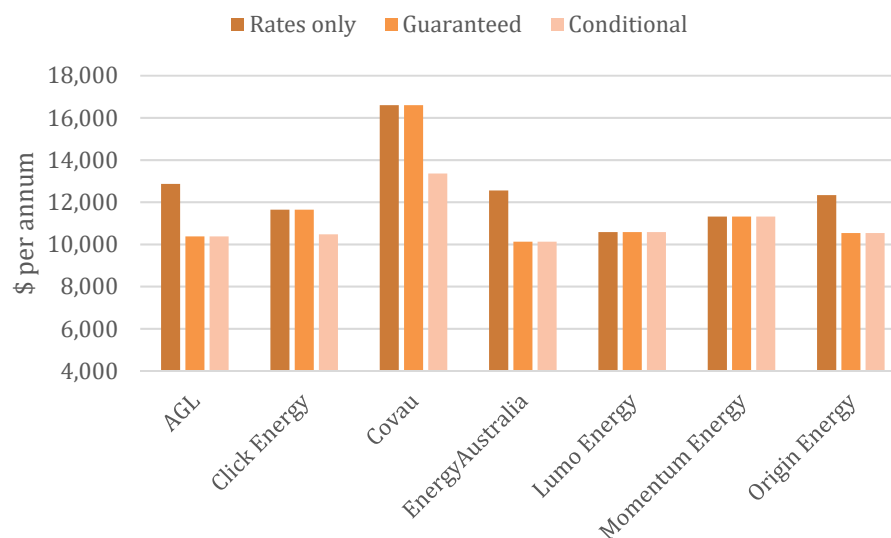
**Chart A.29** Annual bills based on rates, guaranteed discounts and pay on time discounts in the **AGN Central 2** gas zone. Annual bills based on market offers as of April 2017, **200 GJ** per annum and GST inclusive



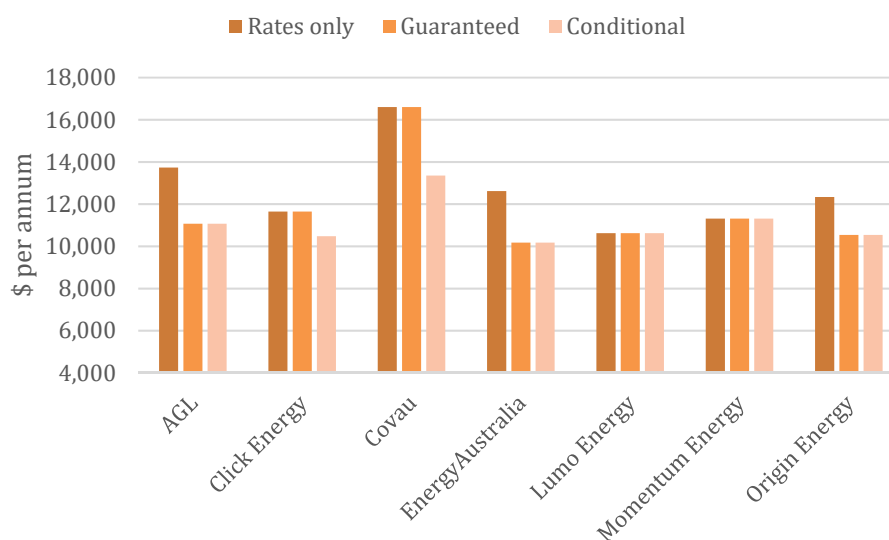
**Chart A.30** Annual bills based on rates, guaranteed discounts and pay on time discounts in the **AGN North** gas zone. Annual bills based on market offers as of April 2017, **200 GJ** per annum and GST inclusive



**Chart A.31** Annual bills based on rates, guaranteed discounts and pay on time discounts in the **Multinet 1** gas zone. Annual bills based on market offers as of April 2017, **800 GJ** per annum and GST inclusive



**Chart A.32** Annual bills based on rates, guaranteed discounts and pay on time discounts in the **Multinet 2** gas zone. Annual bills based on market offers as of April 2017, **800 GJ** per annum and GST inclusive



**Chart A.33** Annual bills based on rates, guaranteed discounts and pay on time discounts in the **Ausnet Central 1** gas zone. Annual bills based on market offers as of April 2017, **800 GJ** per annum and GST inclusive



**Chart A.34** Annual bills based on rates, guaranteed discounts and pay on time discounts in the **Ausnet Central 2** gas zone. Annual bills based on market offers as of April 2017, **800 GJ** per annum and GST inclusive

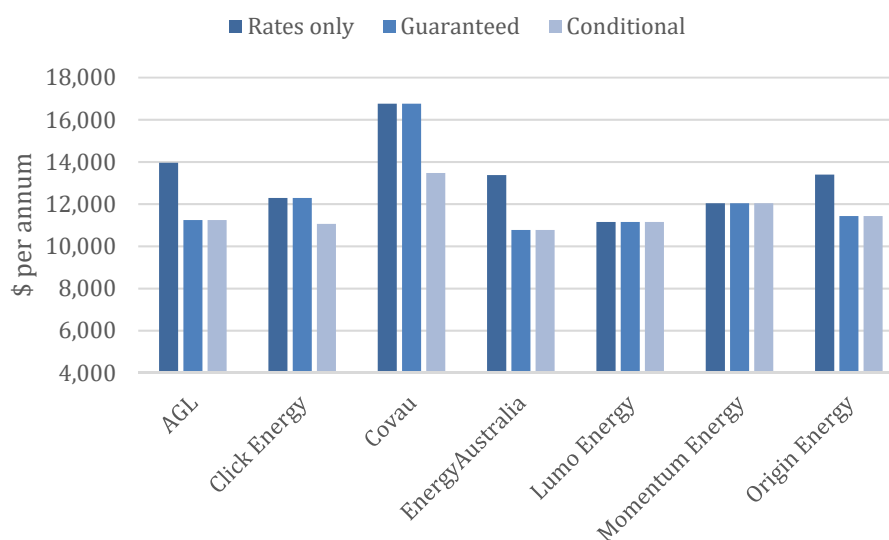


**Chart A.35** Annual bills based on rates, guaranteed discounts and pay on time discounts in the **Ausnet West** gas zone. Annual bills based on market offers as of April 2017, **800 GJ** per annum and GST inclusive

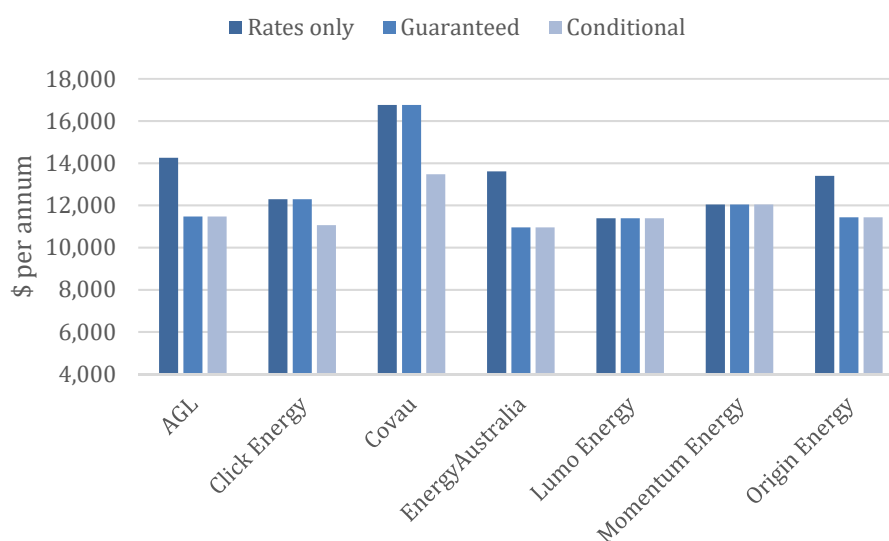




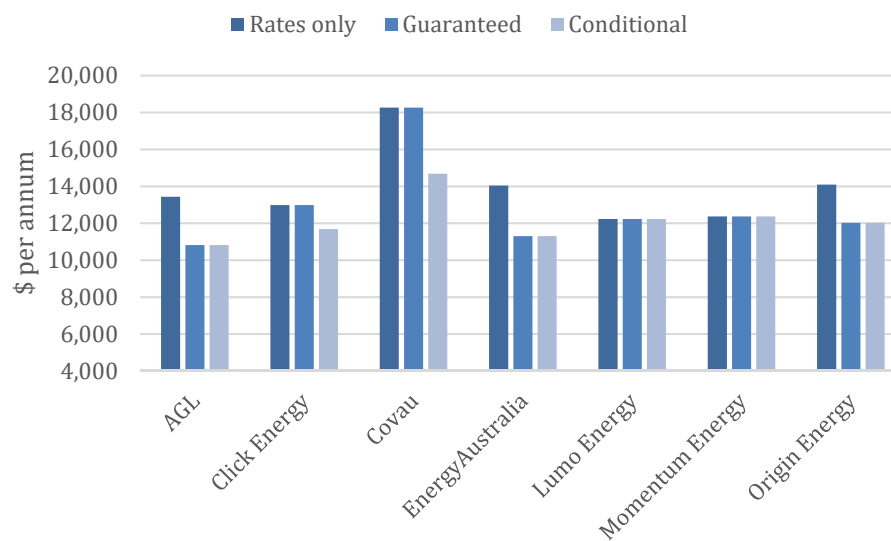
**Chart A.36** Annual bills based on rates, guaranteed discounts and pay on time discounts in the **AGN Central 1** gas zone. Annual bills based on market offers as of April 2017, **800 GJ** per annum and GST inclusive



**Chart A.37** Annual bills based on rates, guaranteed discounts and pay on time discounts in the **AGN Central 2** gas zone. Annual bills based on market offers as of April 2017, **800 GJ** per annum and GST inclusive



**Chart A.38** Annual bills based on rates, guaranteed discounts and pay on time discounts in the **AGN North** gas zone. Annual bills based on market offers as of April 2017, **800 GJ** per annum and GST inclusive



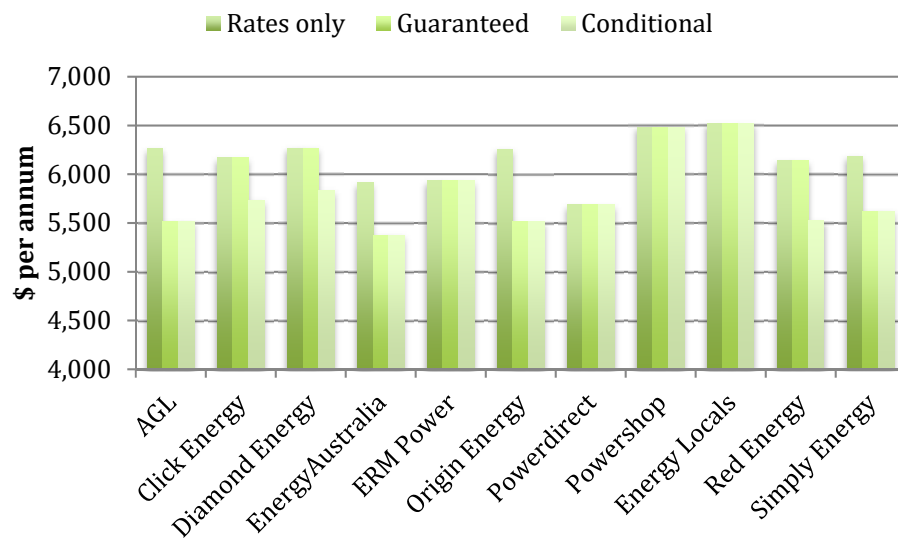
### A.3 Queensland

#### A.3.1 Queensland electricity bills April 2017

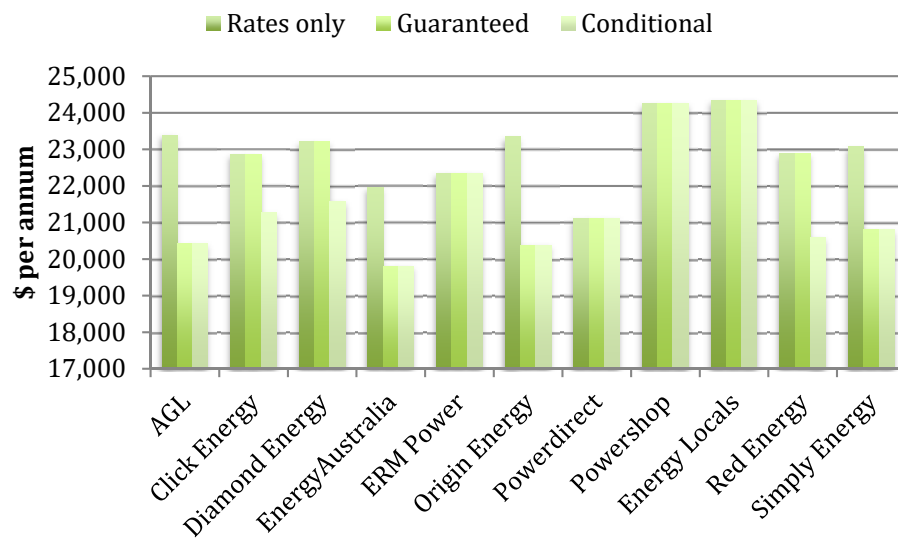
The average annual bill for small businesses with low consumption (20,000 kWh per annum) is \$5,800 (single rate) and for high consumption businesses (80,000 kWh) the annual bill is approximately \$21,540.<sup>103</sup>

<sup>103</sup> Bills including additional guaranteed and conditional pay on time discounts.

**Chart A.39** Annual bills based on rates, guaranteed discounts and pay on time discounts in South East Queensland (Energex). Annual bills based on market offers as of April 2017, **20,000 kWh** per annum, single rate and GST inclusive



**Chart A.40** Annual bills based on rates, guaranteed discounts and pay on time discounts in South East Queensland (Energex). Annual bills based on market offers as of April 2017, **80,000 kWh** per annum, single rate and GST inclusive

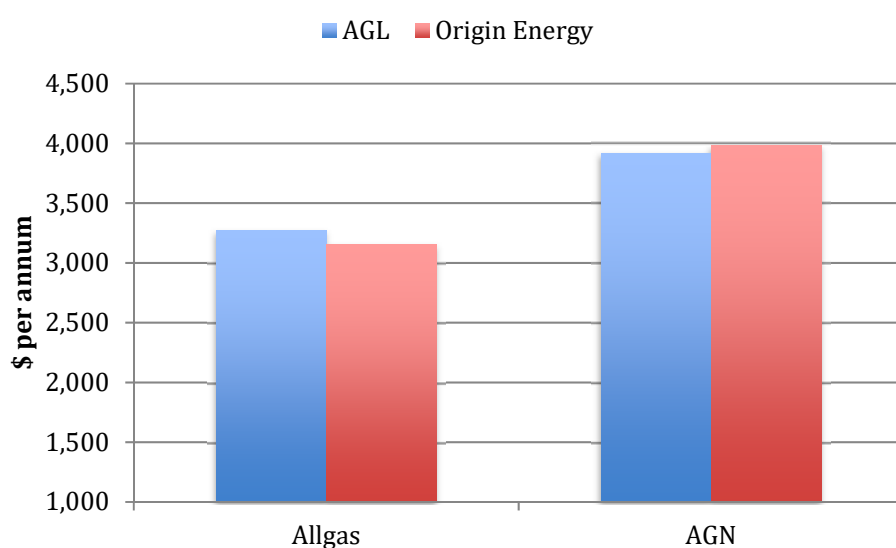


### A.3.2 Queensland gas bills April 2017

The average annual bill for small businesses with low consumption (100 GJ per annum) in the Allgas/South Brisbane pricing zone is \$3,220 and for high consumption businesses (400 GJ) the annual bill is approximately \$11,400.<sup>104</sup>

In the AGN/North Brisbane pricing zone, the average annual bill for small businesses with low consumption (100 GJ per annum) is approximately \$3,950 and for high consumption businesses (400 GJ) the annual bill is just over \$14,380.<sup>105</sup>

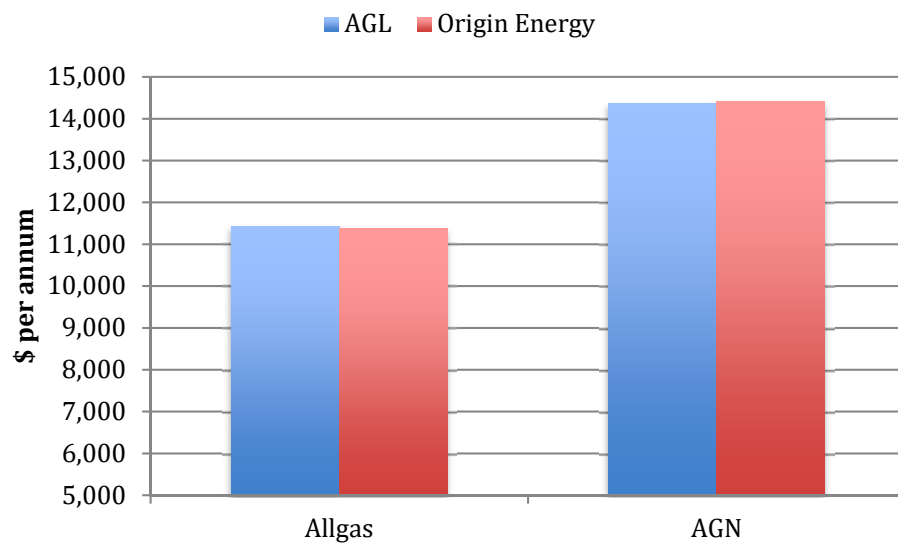
**Chart A.41** AGL and Origin gas bills in Queensland's Allgas and AGN pricing zones. Annual bills based on market offers as of April 2017 (including guaranteed discounts), **100 GJ** per annum and GST inclusive



<sup>104</sup> Bills including additional guaranteed and conditional pay on time discounts.

<sup>105</sup> Bills including additional guaranteed and conditional pay on time discounts.

**Chart A.42** AGL and Origin gas bills in Queensland's Allgas and AGN pricing zones. Annual bills based on market offers as of April 2017 (including guaranteed discounts), **400 GJ** per annum and GST inclusive

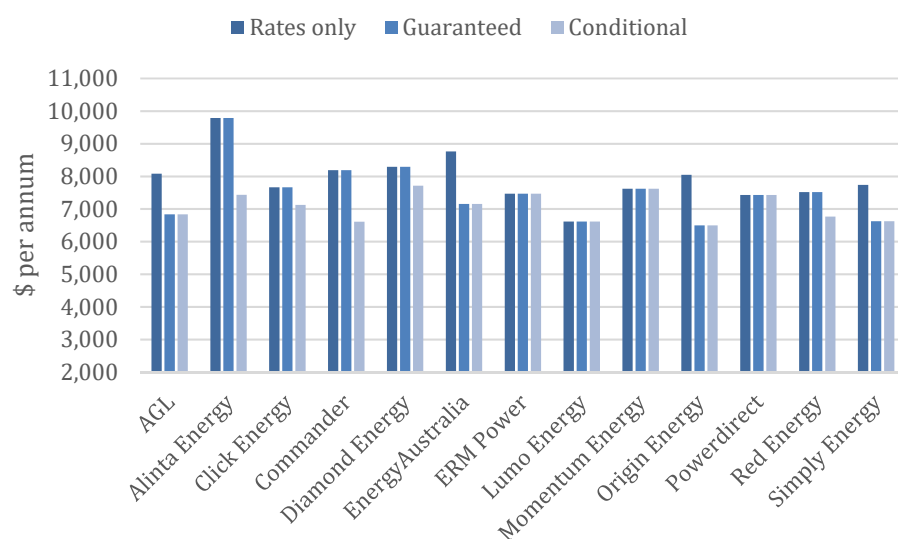


## A.4 South Australia

### A.4.1 South Australian electricity bills April 2017

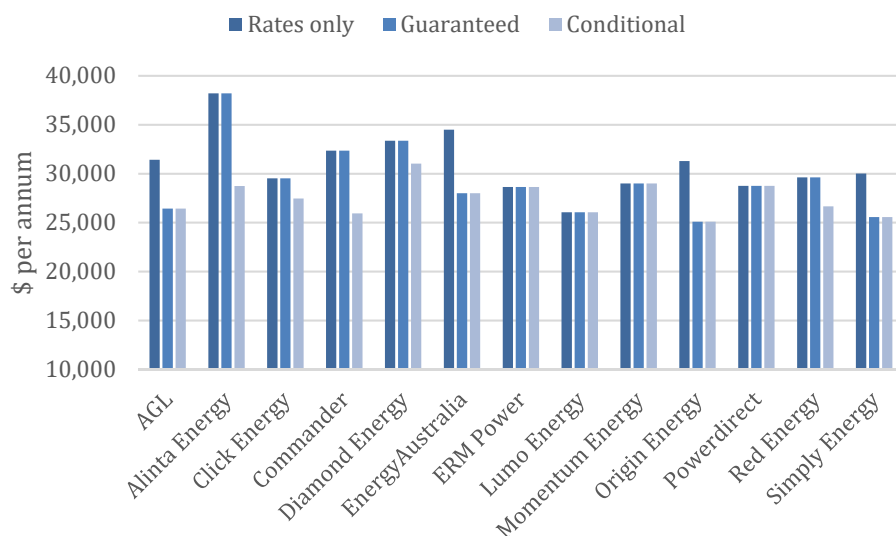
The average annual bill for small businesses with low consumption (20,000 kWh per annum) is approximately \$7,700 (single rate) and for high consumption businesses (80,000 kWh) the annual bill is \$27,500.<sup>106</sup>

**Chart A.43** Annual bills based on rates, guaranteed discounts and pay on time discounts in SA Power Networks. Annual bills based on market offers as of April 2017, **20,000 kWh** per annum, single rate and GST inclusive



<sup>106</sup> Bills including additional guaranteed and conditional pay on time discounts.

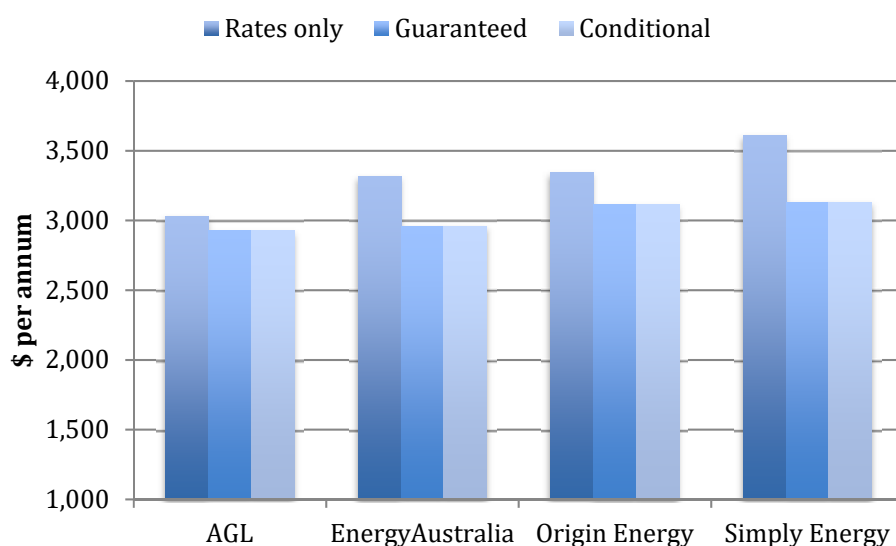
**Chart A.44** Annual bills based on rates, guaranteed discounts and pay on time discounts in SA Power Networks. Annual bills based on market offers as of April 2017, **80,000 kWh** per annum, single rate and GST inclusive



#### A.4.2 South Australian gas bills April 2017

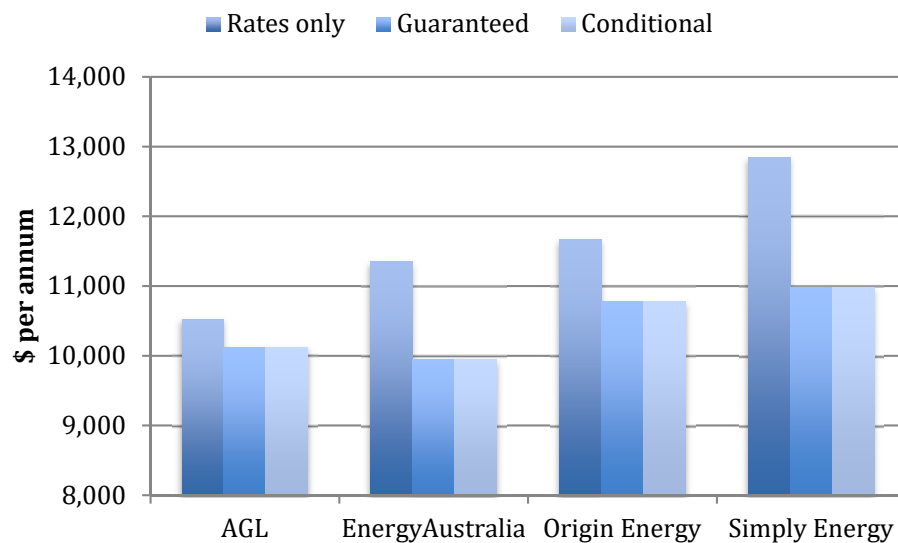
The average annual bill for small businesses with low consumption (100 GJ per annum) in the AGN/South Australia pricing zone is approximately \$3,030 and for high consumption businesses (400 GJ) the annual bill is almost \$10,450.<sup>107</sup>

**Chart A.45** Annual bills based on rates, guaranteed discounts and pay on time discounts in South Australia (Australian Gas Networks). Annual bills based on market offers as of April 2017, **100 GJ** per annum and GST inclusive



<sup>107</sup> Bills including additional guaranteed and conditional pay on time discounts.

**Chart A.46** Annual bills based on rates, guaranteed discounts and pay on time discounts in South Australia (Australian Gas Networks). Annual bills based on market offers as of April 2017, **400 GJ** per annum and GST inclusive

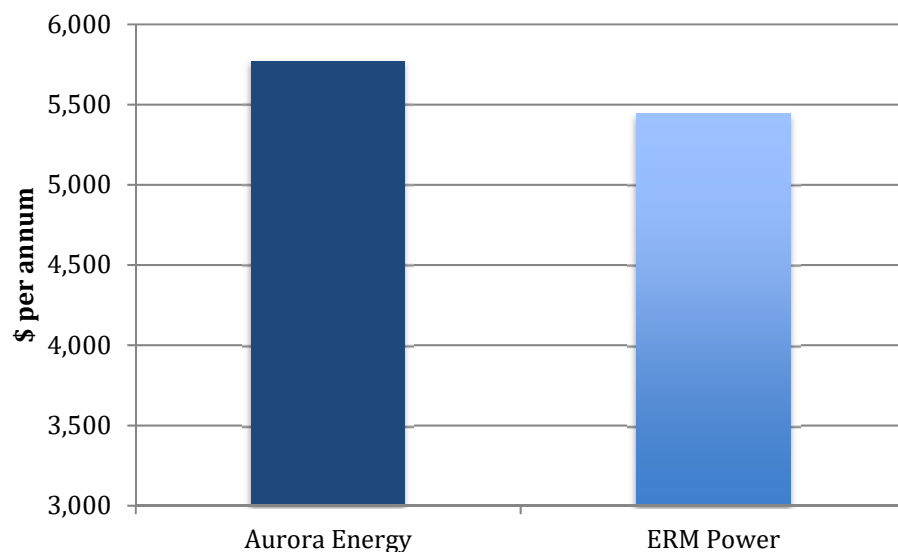


## A.5 Tasmania

### A.5.1 Tasmanian electricity bills April 2017

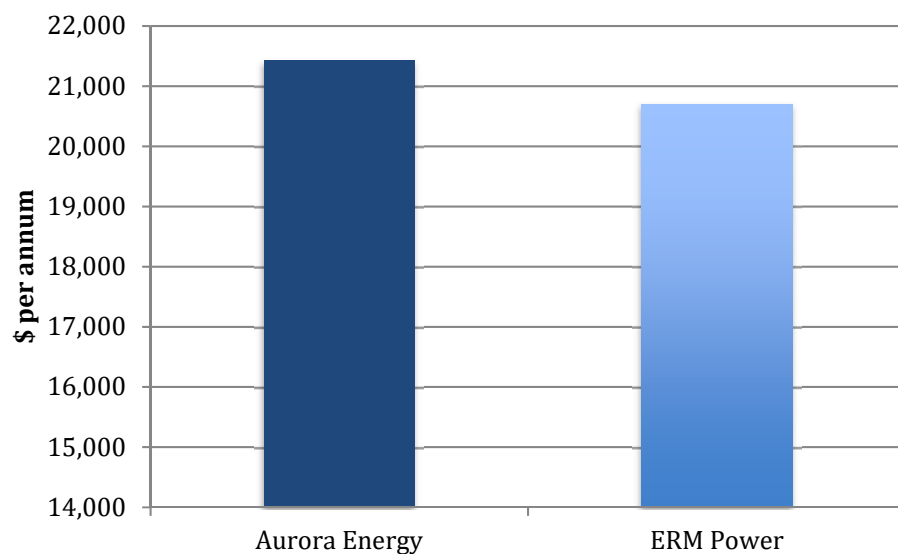
The average annual bill for small businesses with low consumption (20,000 kWh per annum) is approximately \$5,600 (single rate) and for high consumption businesses (80,000 kWh) the annual bill is \$21,060.<sup>108</sup>

**Chart A.47** Annual bills based on rates, guaranteed discounts and pay on time discounts in Tasmania (TasNetworks). Annual bills based on market offers as of April 2017, **20,000 kWh** per annum, single rate and GST inclusive



<sup>108</sup> Bills including additional guaranteed and conditional pay on time discounts.

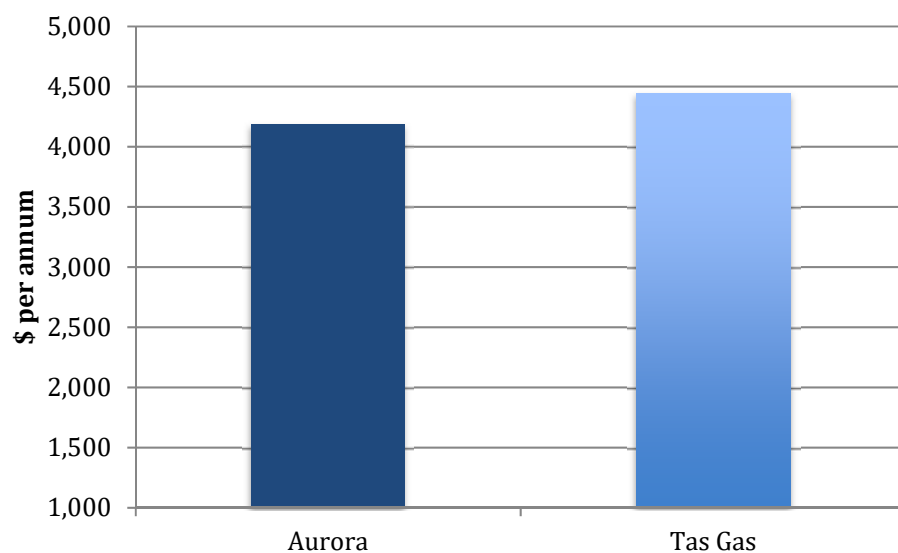
**Chart A.48** Annual bills based on rates, guaranteed discounts and pay on time discounts in Tasmania (TasNetworks). Annual bills based on market offers as of April 2017, **80,000 kWh** per annum, single rate and GST inclusive



#### A.5.2 Tasmanian gas bills April 2017

The average annual bill for small businesses with low consumption (100 GJ per annum) in the TasGas/Tasmanian pricing zone is approximately \$4,320 and for high consumption businesses (400 GJ) the annual bill is almost \$15,850.<sup>109</sup>

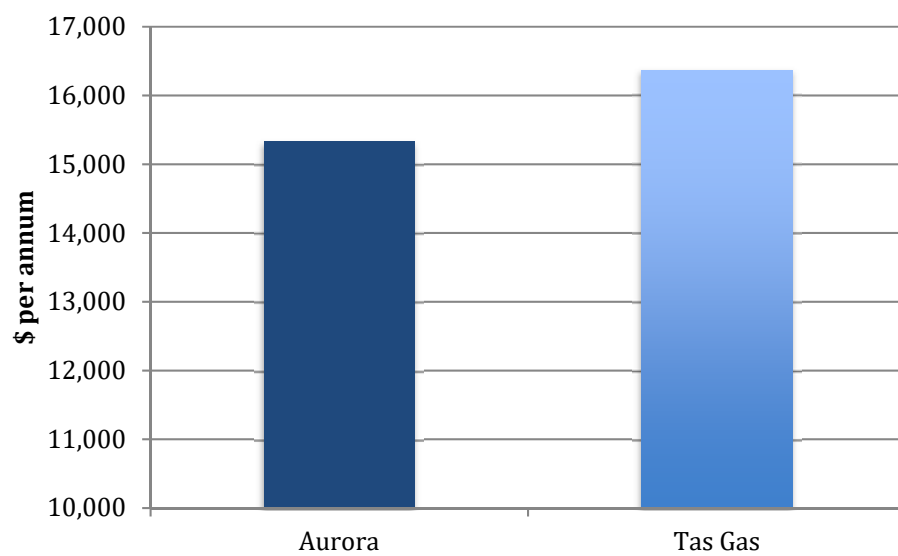
**Chart A.49** Annual gas market offer bills in Tasmania. Annual bills based on market offers as of April 2017, **100 GJ** per annum and GST inclusive



<sup>109</sup> Bills including additional guaranteed and conditional pay on time discounts.



**Chart A.50** Annual gas market offer bills in Tasmania. Annual bills based on market offers as of April 2017, **400 GJ** per annum and GST inclusive

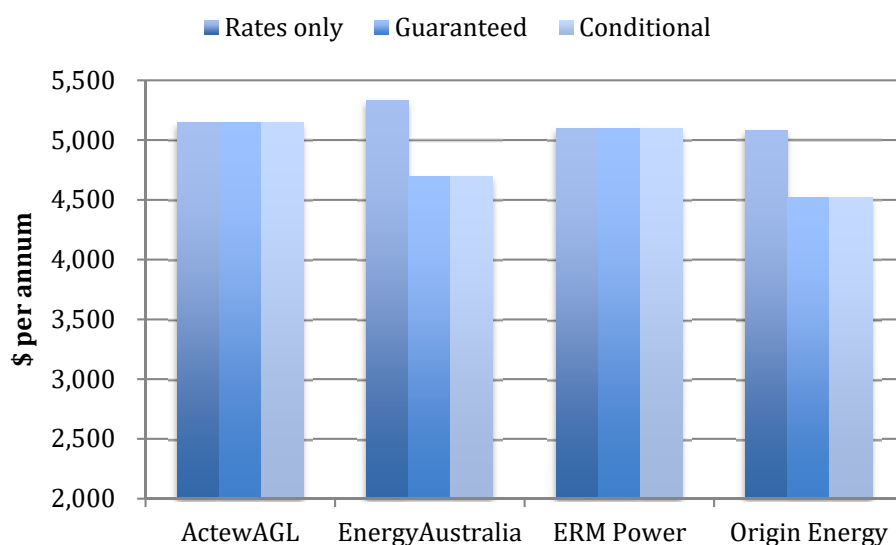


## A.6 Australian Capital Territory (ACT)

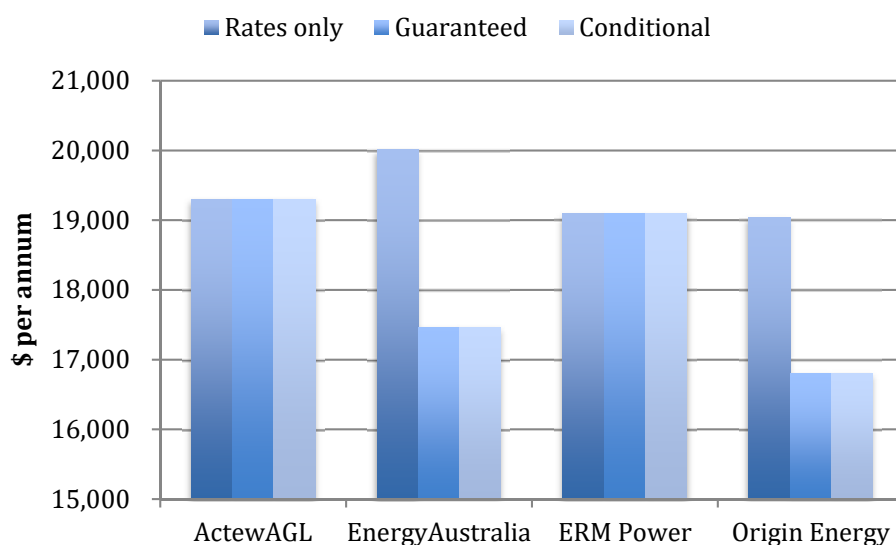
### A.6.1 ACT electricity bills April 2017

The average annual bill for small businesses with low consumption (20,000 kWh per annum) is \$4,863 (single rate) and for high consumption businesses (80,000 kWh) the annual bill is approximately \$18,165.<sup>110</sup>

**Chart A.51** Annual bills based on rates, guaranteed discounts and pay on time discounts in the ACT (ActewAGL). Annual bills based on market offers as of April 2017, **20,000 kWh** per annum, single rate and GST inclusive



**Chart A.52** Annual bills based on rates, guaranteed discounts and pay on time discounts in the ACT (ActewAGL). Annual bills based on market offers as of April 2017, **80,000 kWh** per annum, single rate and GST inclusive

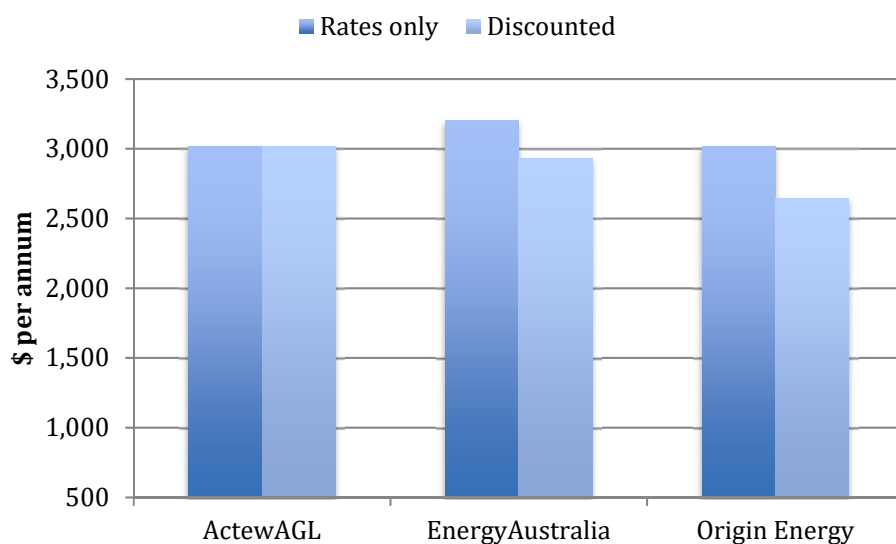


<sup>110</sup> Bills including additional guaranteed and conditional pay on time discounts.

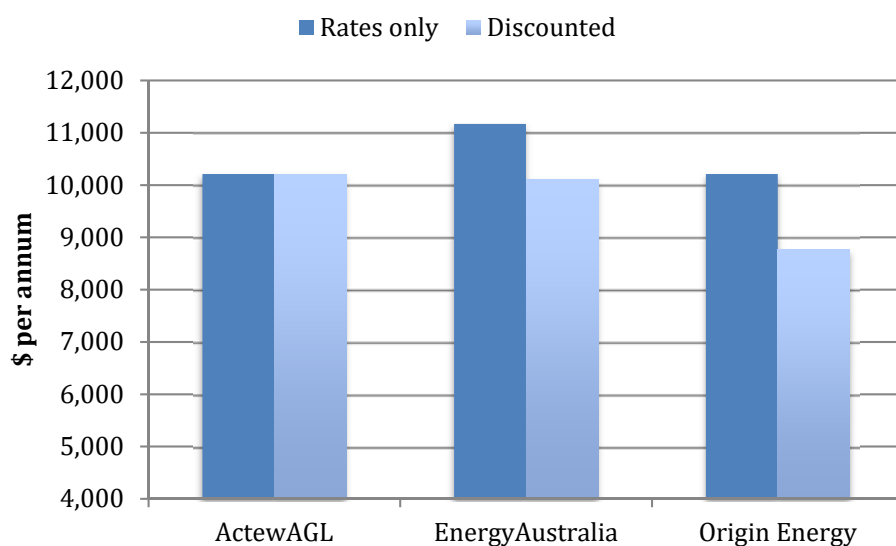
## A.6.2 ACT gas bills April 2017

The average annual bill for small businesses with low consumption (100 GJ per annum) is approximately \$2,870 and for high consumption businesses (400 GJ) the annual bill is \$9,690.<sup>111</sup>

**Chart A.53** Annual bills based on rates only and including discounts in the ACT. Annual bills based on market offers as of April 2017, **100 GJ** per annum and GST inclusive



**Chart A.54** Annual bills based on rates only and including discounts in the ACT. Annual bills based on market offers as of April 2017, **400 GJ** per annum and GST inclusive



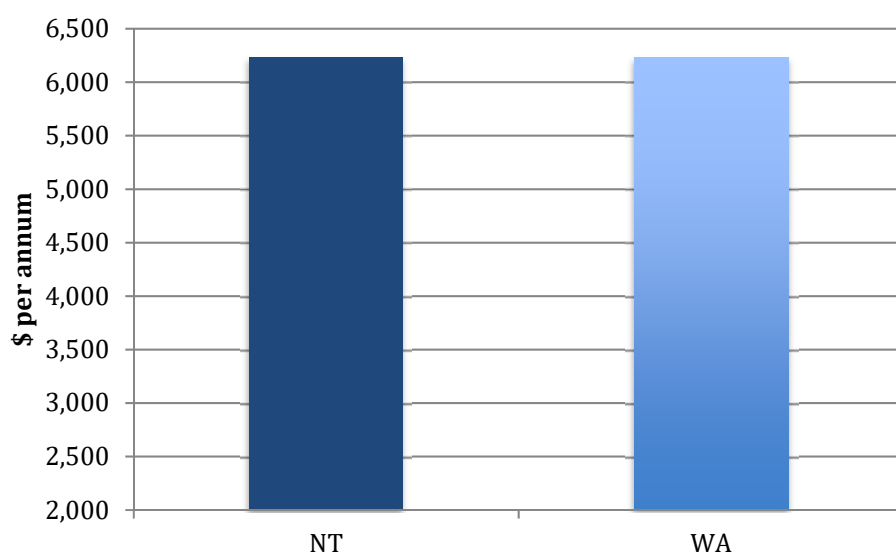
<sup>111</sup> Bills including additional guaranteed and conditional pay on time discounts.

## A.7 Western Australia (WA) and the Northern Territory (NT)

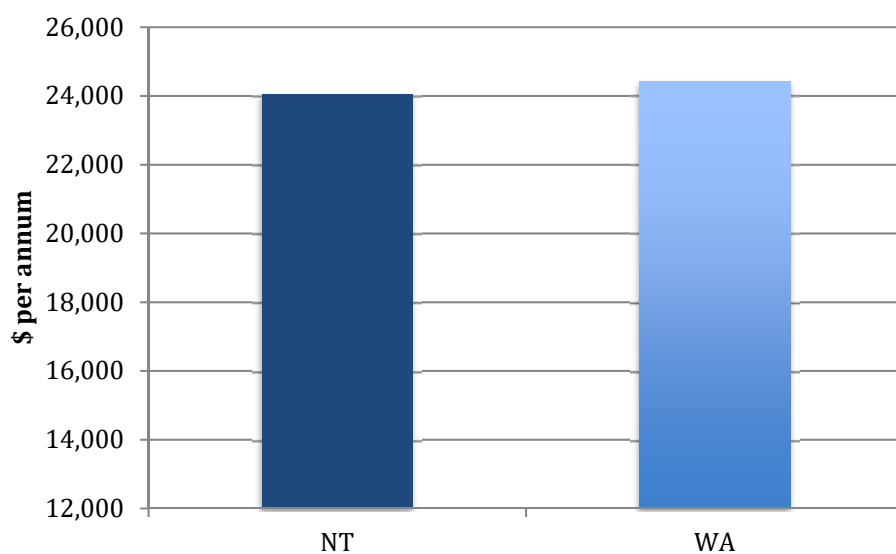
### A.7.1 WA and NT electricity bills April 2017

In the Northern Territory the annual bill for small businesses with low consumption (20,000 kWh per annum) is \$6,230 (single rate) and for high consumption businesses (80,000 kWh) the annual bill is approximately \$24,050. In Western Australia, the annual bill for businesses with low consumption is also \$6,230 while high consumption business pay around \$24,410.

**Chart A.55** Annual bills for the single rate tariff in the Northern Territory and Western Australia. Annual bills based on regulated offers as of April 2017, **20,000 kWh** per annum and GST inclusive



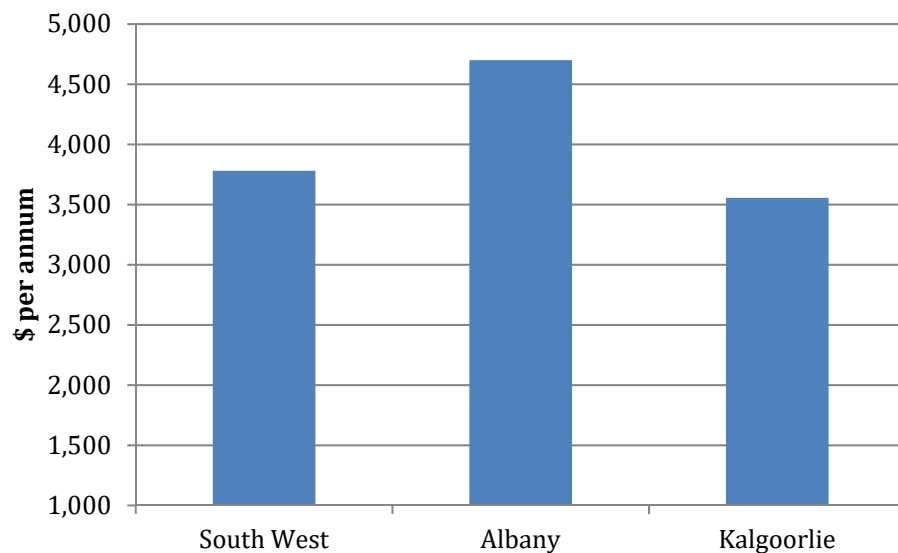
**Chart A.56** Annual bills for the single rate tariff in the Northern Territory and Western Australia. Annual bills based on regulated offers as of April 2017, **80,000 kWh** per annum and GST inclusive



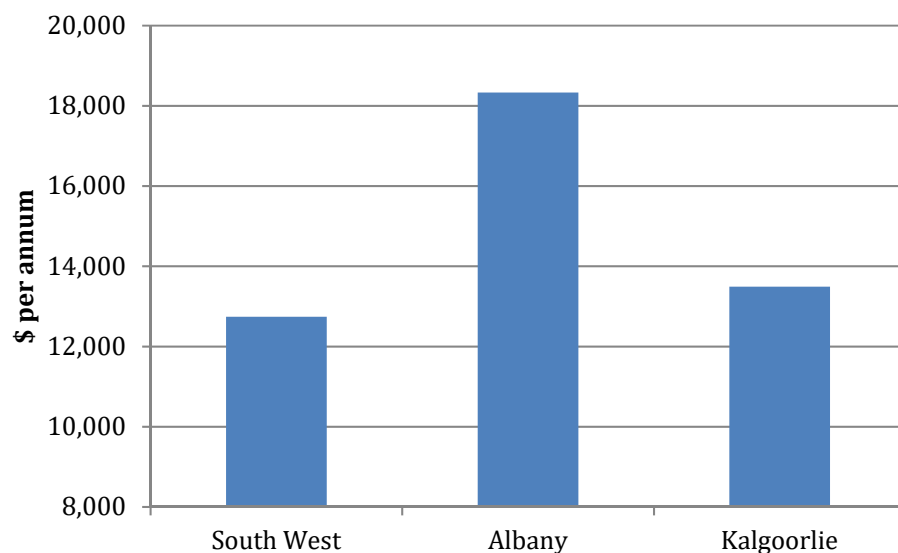
### A.7.2 WA gas bills April 2017

In the South West (Perth region) the annual bill for small businesses with low consumption (100 GJ per annum) is \$4,010 and for high consumption businesses (400 GJ) the annual bill is approximately \$14,850.

**Chart A.57** Annual bills for gas customers in Western Australia. Annual bills based on Alinta's standard tariff as of April 2017, **100 GJ** per annum and GST inclusive



**Chart A.58** Annual bills for gas customers in Western Australia. Annual bills based on Alinta's standard tariff as of April 2017, **400 GJ** per annum and GST inclusive



## Appendix B

### Electricity offers for April 2016 bill analysis:

State	DB	Meter type	Effective from	Retailer	Name	Guaranteed discount on bill (%)	Guaranteed discount on usage (%)	POT discount on bill (%)	POT discount on usage (%)
ACT	ActewAGL	Single	1/07/15	ActewAGL	Regulated	0	0	0	0
ACT	ActewAGL	Single	1/07/15	ActewAGL	Business plan	0	0	0	0
ACT	ActewAGL	Single	1/02/16	EnergyAustralia	Everyday Saver Business	0	15	0	0
ACT	ActewAGL	Single	1/04/16	ERM Power	Adjustable	0	0	0	0
ACT	ActewAGL	Single	1/04/16	Origin Energy	Business Saver	0	12	0	0
ACT	ActewAGL	Controlled	1/07/15	ActewAGL	Regulated	0	0	0	0
ACT	ActewAGL	Controlled	1/07/15	ActewAGL	Business plan	0	0	0	0
ACT	ActewAGL	Controlled	1/02/16	EnergyAustralia	Everyday Saver Business	0	15	0	0
ACT	ActewAGL	Controlled	1/04/16	ERM Power	Adjustable	0	0	0	0
ACT	ActewAGL	Controlled	1/04/16	Origin Energy	Business Saver	0	12	0	0
ACT	ActewAGL	TOU	1/07/15	ActewAGL	Regulated	0	0	0	0
ACT	ActewAGL	TOU	1/07/15	ActewAGL	Business plan	0	0	0	0
ACT	ActewAGL	TOU	1/02/16	EnergyAustralia	Everyday Saver Business	0	15	0	0
ACT	ActewAGL	TOU	1/04/16	ERM Power	Adjustable	0	0	0	0
ACT	ActewAGL	TOU	1/04/16	Origin Energy	Business Saver	0	12	0	0
NSW	AusGrid	Single	18/01/16	AGL	Business Savers	0	20	0	0
NSW	AusGrid	Single	1/08/15	Click Energy	Click Business	0	0	7	0
NSW	AusGrid	Single	1/02/16	Commander	Market offer	0	0	0	20
NSW	AusGrid	Single	2/07/15	CovaU	Freedom Saver	0	0	0	16
NSW	AusGrid	Single	1/08/15	Diamond Energy	Pay on time discount	0	0	3	0
NSW	AusGrid	Single	1/02/16	EnergyAustralia	Everyday Saver Business	0	20	0	0
NSW	AusGrid	Single	1/04/16	ERM Power	Adjustable	0	0	0	0
NSW	AusGrid	Single	13/10/15	Lumo Energy	Business Premium	0	0	0	0
NSW	AusGrid	Single	15/03/16	Momentum Energy	SmilePower	0	0	0	0
NSW	AusGrid	Single	1/04/16	Origin Energy	Business Saver	0	18	0	0
NSW	AusGrid	Single	11/02/16	Powerdirect	Discount included	0	0	0	0
NSW	AusGrid	Single	1/03/16	Powershop	Standard Saver	0	0	12	0

State	DB	Meter type	Effective from	Retailer	Name	Guaranteed discount on bill (%)	Guaranteed discount on usage (%)	POT discount on bill (%)	POT discount on usage (%)
NSW	AusGrid	Single	23/03/16	Red Energy	Living Energy Saver	0	0	10	0
NSW	AusGrid	Single	5/11/15	Simply Energy	Guaranteed	0	0	0	20
NSW	AusGrid	Single	11/01/16	Urth Energy	Market offer	0	0	0	10
NSW	AusGrid	Controlled	18/01/16	AGL	Business Savers	0	20	0	0
NSW	AusGrid	Controlled	1/08/15	Click Energy	Click Business	0	0	7	0
NSW	AusGrid	Controlled	1/02/16	Commander	Market offer	0	0	0	20
NSW	AusGrid	Controlled	2/07/15	CovaU	Freedom Saver	0	0	0	16
NSW	AusGrid	Controlled	1/08/15	Diamond Energy	Pay on time discount	0	0	3	0
NSW	AusGrid	Controlled	1/02/16	EnergyAustralia	Everyday Saver Business	0	20	0	0
NSW	AusGrid	Controlled	1/04/16	ERM Power	Adjustable	0	0	0	0
NSW	AusGrid	Controlled	13/10/15	Lumo Energy	Business Premium	0	0	0	0
NSW	AusGrid	Controlled	15/03/16	Momentum Energy	SmilePower	0	0	0	0
NSW	AusGrid	Controlled	1/04/16	Origin Energy	Business Saver	0	18	0	0
NSW	AusGrid	Controlled	11/02/16	Powerdirect	Discount included	0	0	0	0
NSW	AusGrid	Controlled	1/03/16	Powershop	Standard Saver	0	0	12	0
NSW	AusGrid	Controlled	23/03/16	Red Energy	Living Energy Saver	0	0	10	0
NSW	AusGrid	Controlled	5/11/15	Simply Energy	Guaranteed	0	0	0	20
NSW	AusGrid	Controlled	11/01/16	Urth Energy	Market offer	0	0	0	10
NSW	AusGrid	TOU	18/01/16	AGL	Business Savers	0	20	0	0
NSW	AusGrid	TOU	1/08/15	Click Energy	Click Business	0	0	7	0
NSW	AusGrid	TOU	1/02/16	Commander	Market offer	0	0	0	20
NSW	AusGrid	TOU	2/07/15	CovaU	Freedom Saver	0	0	0	16
NSW	AusGrid	TOU	1/08/15	Diamond Energy	Pay on time discount	0	0	3	0
NSW	AusGrid	TOU	1/02/16	EnergyAustralia	Everyday Saver Business	0	20	0	0
NSW	AusGrid	TOU	1/04/16	ERM Power	Adjustable	0	0	0	0
NSW	AusGrid	TOU	13/10/15	Lumo Energy	Business Premium	0	0	0	0
NSW	AusGrid	TOU	15/03/16	Momentum Energy	SmilePower	0	0	0	0
NSW	AusGrid	TOU	1/04/16	Origin Energy	Business Saver	0	18	0	0
NSW	AusGrid	TOU	11/02/16	Powerdirect	Discount included	0	0	0	0
NSW	AusGrid	TOU	1/03/16	Powershop	Standard Saver	0	0	12	0
NSW	AusGrid	TOU	23/03/16	Red Energy	Living Energy Saver	0	0	10	0
NSW	AusGrid	TOU	5/11/15	Simply Energy	Guaranteed	0	0	0	20
NSW	AusGrid	TOU	11/01/16	Urth Energy	Market offer	0	0	0	10
NSW	AusGrid	TOU+Demand	18/01/16	AGL	Business Savers	0	20	0	0
NSW	AusGrid	TOU+Demand	2/07/15	CovaU	Freedom Saver	0	0	0	16

State	DB	Meter type	Effective from	Retailer	Name	Guaranteed discount on bill (%)	Guaranteed discount on usage (%)	POT discount on bill (%)	POT discount on usage (%)
NSW	AusGrid	TOU+Demand	1/02/16	EnergyAustralia	Everyday Saver Business	0	20	0	0
NSW	AusGrid	TOU+Demand	1/04/16	ERM Power	Adjustable	0	0	0	0
NSW	AusGrid	TOU+Demand	15/03/16	Momentum Energy	SmilePower	0	0	0	0
NSW	AusGrid	TOU+Demand	1/04/16	Origin Energy	Business Saver	0	18	0	0
NSW	AusGrid	TOU+Demand	11/02/16	Powerdirect	Discount included	0	0	0	0
NSW	AusGrid	TOU+Demand	5/11/15	Simply Energy	Guaranteed	0	0	0	20
NSW	Endeavour	Single	18/01/16	AGL	Business Savers	0	20	0	0
NSW	Endeavour	Single	1/08/15	Click Energy	Click Business	0	0	7	0
NSW	Endeavour	Single	1/02/16	Commander	Market offer	0	0	0	20
NSW	Endeavour	Single	2/07/15	CovaU	Freedom Saver	0	0	0	16
NSW	Endeavour	Single	1/08/15	Diamond Energy	Pay on time discount	0	0	3	0
NSW	Endeavour	Single	1/02/16	EnergyAustralia	Everyday Saver Business	0	20	0	0
NSW	Endeavour	Single	1/04/16	ERM Power	Adjustable	0	0	0	0
NSW	Endeavour	Single	13/10/15	Lumo Energy	Business Premium	0	0	0	0
NSW	Endeavour	Single	15/03/16	Momentum Energy	SmilePower	0	0	0	0
NSW	Endeavour	Single	1/04/16	Origin Energy	Business Saver	0	18	0	0
NSW	Endeavour	Single	11/02/16	Powerdirect	Discount included	0	0	0	0
NSW	Endeavour	Single	1/03/16	Powershop	Standard Saver	0	0	12	0
NSW	Endeavour	Single	23/03/16	Red Energy	Living Energy Saver	0	0	10	0
NSW	Endeavour	Single	5/11/15	Simply Energy	Guaranteed	0	0	0	20
NSW	Endeavour	Single	11/01/16	Urth Energy	Market offer	0	0	0	10
NSW	Endeavour	Controlled	18/01/16	AGL	Business Savers	0	20	0	0
NSW	Endeavour	Controlled	1/08/15	Click Energy	Click Business	0	0	7	0
NSW	Endeavour	Controlled	1/02/16	Commander	Market offer	0	0	0	20
NSW	Endeavour	Controlled	2/07/15	CovaU	Freedom Saver	0	0	0	16
NSW	Endeavour	Controlled	1/08/15	Diamond Energy	Pay on time discount	0	0	3	0
NSW	Endeavour	Controlled	1/02/16	EnergyAustralia	Everyday Saver Business	0	20	0	0
NSW	Endeavour	Controlled	1/04/16	ERM Power	Adjustable	0	0	0	0
NSW	Endeavour	Controlled	13/10/15	Lumo Energy	Business Premium	0	0	0	0
NSW	Endeavour	Controlled	15/03/16	Momentum Energy	SmilePower	0	0	0	0
NSW	Endeavour	Controlled	1/04/16	Origin Energy	Business Saver	0	18	0	0
NSW	Endeavour	Controlled	11/02/16	Powerdirect	Discount included	0	0	0	0
NSW	Endeavour	Controlled	1/03/16	Powershop	Standard Saver	0	0	12	0
NSW	Endeavour	Controlled	23/03/16	Red Energy	Living Energy Saver	0	0	10	0



State	DB	Meter type	Effective from	Retailer	Name	Guaranteed discount on bill (%)	Guaranteed discount on usage (%)	POT discount on bill (%)	POT discount on usage (%)
NSW	Endeavour	Controlled	5/11/15	Simply Energy	Guaranteed	0	0	0	20
NSW	Endeavour	Controlled	11/01/16	Urth Energy	Market offer	0	0	0	10
NSW	Endeavour	TOU	18/01/16	AGL	Business Savers	0	20	0	0
NSW	Endeavour	TOU	1/08/15	Click Energy	Click Business	0	0	7	0
NSW	Endeavour	TOU	1/02/16	Commander	Market offer	0	0	0	20
NSW	Endeavour	TOU	2/07/15	CovaU	Freedom Saver	0	0	0	16
NSW	Endeavour	TOU	1/08/15	Diamond Energy	Pay on time discount	0	0	3	0
NSW	Endeavour	TOU	1/02/16	EnergyAustralia	Everyday Saver Business	0	20	0	0
NSW	Endeavour	TOU	1/04/16	ERM Power	Adjustable	0	0	0	0
NSW	Endeavour	TOU	13/10/15	Lumo Energy	Business Premium	0	0	0	0
NSW	Endeavour	TOU	15/03/16	Momentum Energy	SmilePower	0	0	0	0
NSW	Endeavour	TOU	1/04/16	Origin Energy	Business Saver	0	18	0	0
NSW	Endeavour	TOU	11/02/16	Powerdirect	Discount included	0	0	0	0
NSW	Endeavour	TOU	1/03/16	Powershop	Standard Saver	0	0	12	0
NSW	Endeavour	TOU	23/03/16	Red Energy	Living Energy Saver	0	0	10	0
NSW	Endeavour	TOU	5/11/15	Simply Energy	Guaranteed	0	0	0	20
NSW	Endeavour	TOU	11/01/16	Urth Energy	Market offer	0	0	0	10
NSW	Essential	Single	18/01/16	AGL	Business Savers	0	20	0	0
NSW	Essential	Single	1/08/15	Click Energy	Click Business	0	0	7	0
NSW	Essential	Single	1/02/16	Commander	Market offer	0	0	0	20
NSW	Essential	Single	2/07/15	CovaU	Freedom Saver	0	0	0	16
NSW	Essential	Single	1/08/15	Diamond Energy	Pay on time discount	0	0	3	0
NSW	Essential	Single	1/02/16	EnergyAustralia	Everyday Saver Business	0	20	0	0
NSW	Essential	Single	1/04/16	ERM Power	Adjustable	0	0	0	0
NSW	Essential	Single	13/10/15	Lumo Energy	Business Premium	0	0	0	0
NSW	Essential	Single	15/03/16	Momentum Energy	SmilePower	0	0	0	0
NSW	Essential	Single	1/04/16	Origin Energy	Business Saver	0	18	0	0
NSW	Essential	Single	11/02/16	Powerdirect	Discount included	0	0	0	0
NSW	Essential	Single	1/03/16	Powershop	Standard Saver	0	0	12	0
NSW	Essential	Single	23/03/16	Red Energy	Living Energy Saver	0	0	10	0
NSW	Essential	Single	5/11/15	Simply Energy	Guaranteed	0	0	0	20
NSW	Essential	Single	11/01/16	Urth Energy	Market offer	0	0	0	10
NSW	Essential	Controlled	18/01/16	AGL	Business Savers	0	20	0	0
NSW	Essential	Controlled	1/08/15	Click Energy	Click Business	0	0	7	0
NSW	Essential	Controlled	1/02/16	Commander	Market offer	0	0	0	20

State	DB	Meter type	Effective from	Retailer	Name	Guaranteed discount on bill (%)	Guaranteed discount on usage (%)	POT discount on bill (%)	POT discount on usage (%)
NSW	Essential	Controlled	2/07/15	CovaU	Freedom Saver	0	0	0	16
NSW	Essential	Controlled	1/08/15	Diamond Energy	Pay on time discount	0	0	3	0
NSW	Essential	Controlled	1/02/16	EnergyAustralia	Everyday Saver Business	0	20	0	0
NSW	Essential	Controlled	1/04/16	ERM Power	Adjustable	0	0	0	0
NSW	Essential	Controlled	13/10/15	Lumo Energy	Business Premium	0	0	0	0
NSW	Essential	Controlled	15/03/16	Momentum Energy	SmilePower	0	0	0	0
NSW	Essential	Controlled	1/04/16	Origin Energy	Business Saver	0	18	0	0
NSW	Essential	Controlled	11/02/16	Powerdirect	Discount included	0	0	0	0
NSW	Essential	Controlled	1/03/16	Powershop	Standard Saver	0	0	12	0
NSW	Essential	Controlled	23/03/16	Red Energy	Living Energy Saver	0	0	10	0
NSW	Essential	Controlled	5/11/15	Simply Energy	Guaranteed	0	0	0	20
NSW	Essential	Controlled	11/01/16	Urth Energy	Market offer	0	0	0	10
NSW	Essential	TOU	18/01/16	AGL	Business Savers	0	20	0	0
NSW	Essential	TOU	1/08/15	Click Energy	Click Business	0	0	7	0
NSW	Essential	TOU	1/02/16	Commander	Market offer	0	0	0	20
NSW	Essential	TOU	2/07/15	CovaU	Freedom Saver	0	0	0	16
NSW	Essential	TOU	1/08/15	Diamond Energy	Pay on time discount	0	0	3	0
NSW	Essential	TOU	1/02/16	EnergyAustralia	Everyday Saver Business	0	20	0	0
NSW	Essential	TOU	1/04/16	ERM Power	Adjustable	0	0	0	0
NSW	Essential	TOU	13/10/15	Lumo Energy	Business Premium	0	0	0	0
NSW	Essential	TOU	15/03/16	Momentum Energy	SmilePower	0	0	0	0
NSW	Essential	TOU	1/04/16	Origin Energy	Business Saver	0	18	0	0
NSW	Essential	TOU	11/02/16	Powerdirect	Discount included	0	0	0	0
NSW	Essential	TOU	1/03/16	Powershop	Standard Saver	0	0	12	0
NSW	Essential	TOU	23/03/16	Red Energy	Living Energy Saver	0	0	10	0
NSW	Essential	TOU	5/11/15	Simply Energy	Guaranteed	0	0	0	20
NSW	Essential	TOU	11/01/16	Urth Energy	Market offer	0	0	0	10
NT	PWC	Single	1/01/16	Jacana Energy	Regulated	0	0	0	0
NT	PWC	Two Rate	1/01/16	Jacana Energy	Regulated	0	0	0	0
QLD	Energex	Single	1/07/15	All/Regulated	Standing Offer	0	0	0	0
QLD	Energex	Single	22/03/16	AGL	Business Savers	0	10	0	0
QLD	Energex	Single	1/07/15	Click Energy	Click Business	0	0	7	0
QLD	Energex	Single	1/07/15	Diamond Energy	Pay on time discount	0	0	3	0
QLD	Energex	Single	1/02/16	EnergyAustralia	Everyday Saver Business	0	12	0	0
QLD	Energex	Single	1/04/16	ERM Power	Adjustable	0	0	0	0

State	DB	Meter type	Effective from	Retailer	Name	Guaranteed discount on bill (%)	Guaranteed discount on usage (%)	POT discount on bill (%)	POT discount on usage (%)
QLD	Energex	Single	1/02/16	Lumo Energy	Business Premium	0	0	0	0
QLD	Energex	Single	1/04/16	Origin Energy	Business Saver	0	13	0	0
QLD	Energex	Single	11/02/16	Powerdirect	Discount included	0	0	0	0
QLD	Energex	Single	11/01/16	Urth Energy	Market offer	0	0	0	10
QLD	Energex	Controlled	1/07/15	All/Regulated	Standing Offer	0	0	0	0
QLD	Energex	Controlled	22/03/16	AGL	Business Savers	0	10	0	0
QLD	Energex	Controlled	1/07/15	Click Energy	Click Business	0	0	7	0
QLD	Energex	Controlled	1/07/15	Diamond Energy	Pay on time discount	0	0	3	0
QLD	Energex	Controlled	1/02/16	EnergyAustralia	Everyday Saver Business	0	12	0	0
QLD	Energex	Controlled	1/04/16	ERM Power	Adjustable	0	0	0	0
QLD	Energex	Controlled	1/04/16	Origin Energy	Business Saver	0	13	0	0
QLD	Energex	Controlled	11/02/16	Powerdirect	Discount included	0	0	0	0
QLD	Energex	Controlled	11/01/16	Urth Energy	Market offer	0	0	0	10
QLD	Energex	Two Rate	1/07/15	All/Regulated	Standing Offer	0	0	0	0
QLD	Energex	Two Rate	22/03/16	AGL	Business Savers	0	10	0	0
QLD	Energex	Two Rate	1/07/15	Click Energy	Click Business	0	0	7	0
QLD	Energex	Two Rate	1/07/15	Diamond Energy	Pay on time discount	0	0	3	0
QLD	Energex	Two Rate	1/02/16	EnergyAustralia	Everyday Saver Business	0	12	0	0
QLD	Energex	Two Rate	1/04/16	ERM Power	Adjustable	0	0	0	0
QLD	Energex	Two Rate	1/02/16	Lumo Energy	Business Premium	0	0	0	0
QLD	Energex	Two Rate	1/04/16	Origin Energy	Business Saver	0	13	0	0
QLD	Energex	Two rate	11/02/16	Powerdirect	Discount included	0	0	0	0
QLD	Energex	Two Rate	11/01/16	Urth Energy	Market offer	0	0	0	10
QLD	Ergon	Single	27/01/16	Ergon Energy	Regulated	0	0	0	0
QLD	Ergon	Controlled	27/01/16	Ergon Energy	Regulated	0	0	0	0
QLD	Ergon	Two Rate	27/01/16	Ergon Energy	Regulated	0	0	0	0
SA	SAPN	Single	18/01/16	AGL	Business Savers	0	15	0	0
SA	SAPN	Single	17/08/15	Alinta Energy	Fair Go Business	0	0	0	25
SA	SAPN	Single	1/12/15	Click Energy	Click Business	0	0	7	0
SA	SAPN	Single	1/02/16	Commander	Market offer	0	0	0	20
SA	SAPN	Single	1/08/15	Diamond Energy	Pay on time discount	0	0	3	0
SA	SAPN	Single	1/02/16	EnergyAustralia	Everyday Saver Business	0	21	0	0
SA	SAPN	Single	1/04/16	ERM Power	Adjustable	0	0	0	0
SA	SAPN	Single	1/01/16	Lumo Energy	Business Premium	0	0	0	0
SA	SAPN	Single	15/03/16	Momentum Energy	SmilePower	0	0	0	0

State	DB	Meter type	Effective from	Retailer	Name	Guaranteed discount on bill (%)	Guaranteed discount on usage (%)	POT discount on bill (%)	POT discount on usage (%)
SA	SAPN	Single	1/04/16	Origin Energy	Business Saver	0	20	0	0
SA	SAPN	Single	2/02/16	Pacific Hydro	Business Smart	0	0	0	0
SA	SAPN	Single	11/02/16	Powerdirect	Quarterly read	0	0	0	0
SA	SAPN	Single	1/02/16	Red Energy	Living Energy Saver	0	0	10	0
SA	SAPN	Single	1/11/15	Simply Energy	Guaranteed	0	0	0	19
SA	SAPN	Single	11/01/16	Urth Energy	Market offer	0	0	0	10
SA	SAPN	Controlled	18/01/16	AGL	Business Savers	0	15	0	0
SA	SAPN	Controlled	17/08/15	Alinta Energy	Fair Go Business	0	0	0	25
SA	SAPN	Controlled	1/12/15	Click Energy	Click Business	0	0	7	0
SA	SAPN	Controlled	1/02/16	Commander	Market offer	0	0	0	20
SA	SAPN	Controlled	1/08/15	Diamond Energy	Pay on time discount	0	0	3	0
SA	SAPN	Controlled	1/02/16	EnergyAustralia	Everyday Saver Business	0	21	0	0
SA	SAPN	Controlled	1/04/16	ERM Power	Adjustable	0	0	0	0
SA	SAPN	Controlled	15/03/16	Momentum Energy	SmilePower	0	0	0	0
SA	SAPN	Controlled	1/04/16	Origin Energy	Business Saver	0	20	0	0
SA	SAPN	Controlled	2/02/16	Pacific Hydro	Business Smart	0	0	0	0
SA	SAPN	Controlled	11/02/16	Powerdirect	Quarterly read	0	0	0	0
SA	SAPN	Controlled	1/02/16	Red Energy	Living Energy Saver	0	0	10	0
SA	SAPN	Controlled	1/11/15	Simply Energy	Guaranteed	0	0	0	19
SA	SAPN	Controlled	11/01/16	Urth Energy	Market offer	0	0	0	10
SA	SAPN	Two Rate	18/01/16	AGL	Business Savers	0	15	0	0
SA	SAPN	Two rate	17/08/15	Alinta Energy	Fair Go Business	0	0	0	25
SA	SAPN	Two Rate	1/12/15	Click Energy	Click Business	0	0	7	0
SA	SAPN	Two Rate	1/02/16	Commander	Market offer	0	0	0	20
SA	SAPN	Two Rate	1/08/15	Diamond Energy	Pay on time discount	0	0	3	0
SA	SAPN	Two Rate	1/02/16	EnergyAustralia	Everyday Saver Business	0	21	0	0
SA	SAPN	Two Rate	1/04/16	ERM Power	Adjustable	0	0	0	0
SA	SAPN	Two Rate	1/01/16	Lumo Energy	Business Premium	0	0	0	0
SA	SAPN	Two Rate	15/03/16	Momentum Energy	SmilePower	0	0	0	0
SA	SAPN	Two Rate	1/04/16	Origin Energy	Business Saver	0	20	0	0
SA	SAPN	Two Rate	2/02/16	Pacific Hydro	Business Smart	0	0	0	0
SA	SAPN	Two Rate	11/02/16	Powerdirect	Quarterly read	0	0	0	0
SA	SAPN	Two Rate	1/02/16	Red Energy	Living Energy Saver	0	0	10	0
SA	SAPN	Two Rate	1/11/15	Simply Energy	Guaranteed	0	0	0	19
SA	SAPN	Two Rate	11/01/16	Urth Energy	Market offer	0	0	0	10

State	DB	Meter type	Effective from	Retailer	Name	Guaranteed discount on bill (%)	Guaranteed discount on usage (%)	POT discount on bill (%)	POT discount on usage (%)
TAS	TasNetworks	Single	1/07/15	Aurora Energy	Regulated offer	0	0	0	0
TAS	TasNetworks	Single	1/04/16	ERM Power	Adjustable	0	0	0	0
TAS	TasNetworks	Controlled	1/07/15	Aurora Energy	Regulated offer	0	0	0	0
TAS	TasNetworks	Controlled	1/04/16	ERM Power	Adjustable	0	0	0	0
TAS	TasNetworks	TOU	1/07/15	Aurora Energy	Regulated offer	0	0	0	0
TAS	TasNetworks	TOU	1/04/16	ERM Power	Adjustable	0	0	0	0
VIC	CitiPower	Single	22/01/16	AGL	Business Savers	0	34	0	0
VIC	CitiPower	Single	25/02/16	Alinta Energy	Fair Go Business	0	0	0	25
VIC	CitiPower	Single	1/02/16	Click Energy	Click Business	0	0	7	0
VIC	Citipower	Single	5/06/15	Commander	Market offer	0	0	0	20
VIC	Citipower	Single	1/01/16	CovaU	Smart Saver	0	0	0	34
VIC	CitiPower	Single	1/02/16	Diamond Energy	Pay on time discount	0	0	7	0
VIC	CitiPower	Single	25/11/15	Dodo Power & Gas	20 Percent	0	0	0	20
VIC	CitiPower	Single	2/03/16	EnergyAustralia	Everyday Saver Business	0	30	0	0
VIC	CitiPower	Single	1/02/16	ERM Power	Adjustable	0	0	0	0
VIC	CitiPower	Single	6/01/16	GloBird Energy	Bizsave	0	0	0	2
VIC	CitiPower	Single	5/01/16	Lumo Energy	Business Premium	0	0	0	0
VIC	CitiPower	Single	15/03/16	Momentum Energy	SmilePower	0	0	0	0
VIC	CitiPower	Single	NA	Next Business Energy	Market offer	0	0	12	0
VIC	CitiPower	Single	1/02/16	Online Power & Gas	Flexi Saver	0	0	0	28
VIC	CitiPower	Single	1/04/16	Origin Energy	Business Saver	0	28	0	0
VIC	CitiPower	Single	1/10/14	Pacific Hydro	Business Smart	0	0	0	0
VIC	CitiPower	Single	1/01/16	People Energy	Total saver	0	0	30	0
VIC	CitiPower	Single	18/01/16	Powerdirect	Discount included	0	0	0	0
VIC	CitiPower	Single	1/03/16	Powershop	Standard Saver	0	0	16	0
VIC	CitiPower	Single	1/01/16	Q Energy	Biz your way	0	0	0	0
VIC	CitiPower	Single	NA	Red Energy	Living Energy Saver	0	0	10	0
VIC	CitiPower	Single	1/03/16	Simply Energy	Small Office Plus Online	0	30	0	5
VIC	CitiPower	Single	1/12/15	Sumo Power	Business	0	20	0	17
VIC	CitiPower	Controlled	22/01/16	AGL	Business Savers	0	34	0	0
VIC	CitiPower	Controlled	25/02/16	Alinta Energy	Fair Go Business	0	0	0	25
VIC	Citipower	Controlled	5/06/15	Commander	Market offer	0	0	0	20
VIC	Citipower	Controlled	1/01/16	CovaU	Smart Saver	0	0	0	34
VIC	CitiPower	Controlled	1/02/16	Diamond Energy	Pay on time discount	0	0	7	0

State	DB	Meter type	Effective from	Retailer	Name	Guaranteed discount on bill (%)	Guaranteed discount on usage (%)	POT discount on bill (%)	POT discount on usage (%)
VIC	CitiPower	Controlled	25/11/15	Dodo Power & Gas	20 Percent	0	0	0	20
VIC	CitiPower	Controlled	2/03/16	EnergyAustralia	Everyday Saver Business	0	30	0	0
VIC	CitiPower	Controlled	1/02/16	ERM Power	Adjustable	0	0	0	0
VIC	CitiPower	Controlled	6/01/16	GloBird Energy	Bizsave	0	0	0	2
VIC	CitiPower	Controlled	5/01/16	Lumo Energy	Business Premium	0	0	0	0
VIC	CitiPower	Controlled	15/03/16	Momentum Energy	SmilePower	0	0	0	0
VIC	CitiPower	Controlled	NA	Next Business Energy	Market offer	0	0	12	0
VIC	CitiPower	Controlled	1/02/16	Online Power & Gas	Flexi Saver	0	0	0	28
VIC	CitiPower	Controlled	1/04/16	Origin Energy	Business Saver	0	28	0	0
VIC	CitiPower	Controlled	1/10/14	Pacific Hydro	Business Smart	0	0	0	0
VIC	CitiPower	Controlled	1/01/16	People Energy	Total saver	0	0	30	0
VIC	CitiPower	Controlled	18/01/16	Powerdirect	Discount included	0	0	0	0
VIC	CitiPower	Controlled	1/03/16	Powershop	Standard Saver	0	0	16	0
VIC	CitiPower	Controlled	1/01/16	Q Energy	Biz your way	0	0	0	0
VIC	CitiPower	Controlled	NA	Red Energy	Living Energy Saver	0	0	10	0
VIC	CitiPower	Controlled	1/03/16	Simply Energy	Small Office Plus Online	0	30	0	5
VIC	CitiPower	Controlled	1/12/15	Sumo Power	Business	0	20	0	17
VIC	CitiPower	Two Rate	22/01/16	AGL	Business Savers	0	34	0	0
VIC	CitiPower	Two Rate	25/02/16	Alinta Energy	Fair Go Business	0	0	0	25
VIC	CitiPower	Two Rate	1/02/16	Click Energy	Click Business	0	0	7	0
VIC	Citipower	Two Rate	5/06/15	Commander	Market offer	0	0	0	20
VIC	Citipower	Two Rate	1/01/16	CovaU	Smart Saver	0	0	0	34
VIC	CitiPower	Two Rate	1/02/16	Diamond Energy	Pay on time discount	0	0	7	0
VIC	CitiPower	Two Rate	25/11/15	Dodo Power & Gas	20 Percent	0	0	0	20
VIC	CitiPower	Two Rate	2/03/16	EnergyAustralia	Everyday Saver Business	0	30	0	0
VIC	CitiPower	Two Rate	1/02/16	ERM Power	Adjustable	0	0	0	0
VIC	CitiPower	Two Rate	6/01/16	GloBird Energy	Bizsave	0	0	0	2
VIC	CitiPower	Two Rate	5/01/16	Lumo Energy	Business Premium	0	0	0	0
VIC	CitiPower	Two Rate	15/03/16	Momentum Energy	SmilePower	0	0	0	0
VIC	CitiPower	Two Rate	NA	Next Business Energy	Market offer	0	0	12	0
VIC	CitiPower	Two Rate	1/02/16	Online Power & Gas	Flexi Saver	0	0	0	28
VIC	CitiPower	Two Rate	1/04/16	Origin Energy	Business Saver	0	28	0	0
VIC	CitiPower	Two Rate	1/10/14	Pacific Hydro	Business Smart	0	0	0	0

State	DB	Meter type	Effective from	Retailer	Name	Guaranteed discount on bill (%)	Guaranteed discount on usage (%)	POT discount on bill (%)	POT discount on usage (%)
VIC	CitiPower	Two Rate	1/01/16	People Energy	Total saver	0	0	30	0
VIC	CitiPower	Two Rate	18/01/16	Powerdirect	Discount included	0	0	0	0
VIC	CitiPower	Two Rate	1/03/16	Powershop	Standard Saver	0	0	16	0
VIC	CitiPower	Two Rate	1/01/16	Q Energy	Biz your way	0	0	0	0
VIC	CitiPower	Two Rate	NA	Red Energy	Living Energy Saver	0	0	10	0
VIC	CitiPower	Two Rate	1/03/16	Simply Energy	Small Office Plus Online	0	30	0	5
VIC	CitiPower	Two Rate	1/12/15	Sumo Power	Business	0	20	0	17
VIC	CitiPower	TOU	1/02/16	Click Energy	Click Business	0	0	7	0
VIC	CitiPower	TOU	2/03/16	EnergyAustralia	Everyday Saver Business	0	30	0	0
VIC	CitiPower	TOU	1/02/16	ERM Power	Adjustable	0	0	0	0
VIC	CitiPower	TOU	15/03/16	Momentum Energy	SmilePower	0	0	0	0
VIC	CitiPower	TOU	NA	Next Business Energy	Market offer	0	0	12	0
VIC	Powercor	Single	22/01/16	AGL	Business Savers	0	34	0	0
VIC	Powercor	Single	25/02/16	Alinta Energy	Fair Go Business	0	0	0	25
VIC	Powercor	Single	1/02/16	Click Energy	Click Business	0	0	7	0
VIC	Powercor	Single	5/06/15	Commander	Market offer	0	0	0	20
VIC	Powercor	Single	1/01/16	CovaU	Smart Saver	0	0	0	34
VIC	Powercor	Single	1/02/16	Diamond Energy	Pay on time discount	0	0	7	0
VIC	Powercor	Single	25/11/15	Dodo Power & Gas	20 Percent	0	0	0	20
VIC	Powercor	Single	2/03/16	EnergyAustralia	Everyday Saver Business	0	30	0	0
VIC	Powercor	Single	1/02/16	ERM Power	Adjustable	0	0	0	0
VIC	Powercor	Single	6/01/16	GloBird Energy	Bizsave	0	0	0	2
VIC	Powercor	Single	5/01/16	Lumo Energy	Business Premium	0	0	0	0
VIC	Powercor	Single	15/03/16	Momentum Energy	SmilePower	0	0	0	0
VIC	Powercor	Single	NA	Next Business Energy	Market offer	0	0	12	0
VIC	Powercor	Single	1/02/16	Online Power & Gas	Flexi Saver	0	0	0	28
VIC	Powercor	Single	1/04/16	Origin Energy	Business Saver	0	28	0	0
VIC	Powercor	Single	1/10/14	Pacific Hydro	Business Smart	0	0	0	0
VIC	Powercor	Single	1/01/16	People Energy	Total saver	0	0	30	0
VIC	Powercor	Single	18/01/16	Powerdirect	Discount included	0	0	0	0
VIC	Powercor	Single	1/03/16	Powershop	Standard Saver	0	0	16	0
VIC	Powercor	Single	1/01/16	Q Energy	Biz your way	0	0	0	0
VIC	Powercor	Single	NA	Red Energy	Living Energy Saver	0	0	10	0

State	DB	Meter type	Effective from	Retailer	Name	Guaranteed discount on bill (%)	Guaranteed discount on usage (%)	POT discount on bill (%)	POT discount on usage (%)
VIC	Powercor	Single	1/03/16	Simply Energy	Small Office Plus Online	0	30	0	5
VIC	Powercor	Single	1/12/15	Sumo Power	Business	0	20	0	17
VIC	Powercor	Controlled	22/01/16	AGL	Business Savers	0	34	0	0
VIC	Powercor	Controlled	25/02/16	Alinta Energy	Fair Go Business	0	0	0	25
VIC	Powercor	Controlled	5/06/15	Commander	Market offer	0	0	0	20
VIC	Powercor	Controlled	1/01/16	CovaU	Smart Saver	0	0	0	34
VIC	Powercor	Controlled	25/11/15	Dodo Power & Gas	20 Percent	0	0	0	20
VIC	Powercor	Controlled	2/03/16	EnergyAustralia	Everyday Saver Business	0	30	0	0
VIC	Powercor	Controlled	1/02/16	ERM Power	Adjustable	0	0	0	0
VIC	Powercor	Controlled	6/01/16	GloBird Energy	Bizsave	0	0	0	2
VIC	Powercor	Controlled	5/01/16	Lumo Energy	Business Premium	0	0	0	0
VIC	Powercor	Controlled	15/03/16	Momentum Energy	SmilePower	0	0	0	0
VIC	Powercor	Controlled	NA	Next Business Energy	Market offer	0	0	12	0
VIC	Powercor	Controlled	1/02/16	Online Power & Gas	Flexi Saver	0	0	0	28
VIC	Powercor	Controlled	1/04/16	Origin Energy	Business Saver	0	28	0	0
VIC	Powercor	Controlled	1/10/14	Pacific Hydro	Business Smart	0	0	0	0
VIC	Powercor	Controlled	1/01/16	People Energy	Total saver	0	0	30	0
VIC	Powercor	Controlled	18/01/16	Powerdirect	Discount included	0	0	0	0
VIC	Powercor	Controlled	1/03/16	Powershop	Standard Saver	0	0	16	0
VIC	Powercor	Controlled	1/01/16	Q Energy	Biz your way	0	0	0	0
VIC	Powercor	Controlled	NA	Red Energy	Living Energy Saver	0	0	10	0
VIC	Powercor	Controlled	1/03/16	Simply Energy	Small Office Plus Online	0	30	0	5
VIC	Powercor	Controlled	1/12/15	Sumo Power	Business	0	20	0	17
VIC	Powercor	Two Rate	22/01/16	AGL	Business Savers	0	34	0	0
VIC	Powercor	Two Rate	25/02/16	Alinta Energy	Fair Go Business	0	0	0	25
VIC	Powercor	Two Rate	1/02/16	Click Energy	Click Business	0	0	7	0
VIC	Powercor	Two Rate	5/06/15	Commander	Market offer	0	0	0	20
VIC	Powercor	Two Rate	1/01/16	CovaU	Smart Saver	0	0	0	34
VIC	Powercor	Two Rate	1/02/16	Diamond Energy	Pay on time discount	0	0	7	0
VIC	Powercor	Two Rate	25/11/15	Dodo Power & Gas	20 Percent	0	0	0	20
VIC	Powercor	Two Rate	2/03/16	EnergyAustralia	Everyday Saver Business	0	30	0	0
VIC	Powercor	Two Rate	1/02/16	ERM Power	Adjustable	0	0	0	0
VIC	Powercor	Two Rate	6/01/16	GloBird Energy	Bizsave	0	0	0	2
VIC	Powercor	Two Rate	5/01/16	Lumo Energy	Business Premium	0	0	0	0



State	DB	Meter type	Effective from	Retailer	Name	Guaranteed discount on bill (%)	Guaranteed discount on usage (%)	POT discount on bill (%)	POT discount on usage (%)
VIC	Powercor	Two Rate	15/03/16	Momentum Energy	SmilePower	0	0	0	0
VIC	Powercor	Two Rate	NA	Next Business Energy	Market offer	0	0	12	0
VIC	Powercor	Two Rate	1/02/16	Online Power & Gas	Flexi Saver	0	0	0	28
VIC	Powercor	Two Rate	1/04/16	Origin Energy	Business Saver	0	28	0	0
VIC	Powercor	Two Rate	1/10/14	Pacific Hydro	Business Smart	0	0	0	0
VIC	Powercor	Two Rate	1/01/16	People Energy	Total saver	0	0	30	0
VIC	Powercor	Two Rate	18/01/16	Powerdirect	Discount included	0	0	0	0
VIC	Powercor	Two Rate	1/03/16	Powershop	Standard Saver	0	0	16	0
VIC	Powercor	Two Rate	1/01/16	Q Energy	Biz your way	0	0	0	0
VIC	Powercor	Two Rate	NA	Red Energy	Living Energy Saver	0	0	10	0
VIC	Powercor	Two Rate	1/03/16	Simply Energy	Small Office Plus Online	0	30	0	5
VIC	Powercor	Two Rate	1/12/15	Sumo Power	Business	0	20	0	17
VIC	Powercor	TOU	1/02/16	Click Energy	Click Business	0	0	7	0
VIC	Powercor	TOU	1/02/16	Diamond Energy	Pay on time discount	0	0	7	0
VIC	Powercor	TOU	2/03/16	EnergyAustralia	Everyday Saver Business	0	30	0	0
VIC	Powercor	TOU	1/02/16	ERM Power	Adjustable	0	0	0	0
VIC	Powercor	TOU	15/03/16	Momentum Energy	SmilePower	0	0	0	0
VIC	Powercor	TOU	NA	Next Business Energy	Market offer	0	0	12	0
VIC	AusNet	Single	22/01/16	AGL	Business Savers	0	34	0	0
VIC	AusNet	Single	25/02/16	Alinta Energy	Fair Go Business	0	0	0	25
VIC	AusNet	Single	1/02/16	Click Energy	Click Business	0	0	7	0
VIC	AusNet	Single	5/06/15	Commander	Market offer	0	0	0	20
VIC	AusNet	Single	1/01/16	CovaU	Smart Saver	0	0	0	34
VIC	AusNet	Single	1/02/16	Diamond Energy	Pay on time discount	0	0	7	0
VIC	AusNet	Single	25/11/15	Dodo Power & Gas	20 Percent	0	0	0	20
VIC	AusNet	Single	2/03/16	EnergyAustralia	Everyday Saver Business	0	30	0	0
VIC	AusNet	Single	1/02/16	ERM Power	Adjustable	0	0	0	0
VIC	AusNet	Single	6/01/16	GloBird Energy	Bizsave	0	0	0	2
VIC	AusNet	Single	5/01/16	Lumo Energy	Business Premium	0	0	0	0
VIC	AusNet	Single	15/03/16	Momentum Energy	SmilePower	0	0	0	0
VIC	AusNet	Single	NA	Next Business Energy	Market offer	0	0	12	0
VIC	AusNet	Single	1/02/16	Online Power & Gas	Flexi Saver	0	0	0	28
VIC	AusNet	Single	1/04/16	Origin Energy	Business Saver	0	28	0	0

State	DB	Meter type	Effective from	Retailer	Name	Guaranteed discount on bill (%)	Guaranteed discount on usage (%)	POT discount on bill (%)	POT discount on usage (%)
VIC	AusNet	Single	1/10/14	Pacific Hydro	Business Smart	0	0	0	0
VIC	AusNet	Single	1/01/16	People Energy	Total saver	0	0	30	0
VIC	AusNet	Single	18/01/16	Powerdirect	Discount included	0	0	0	0
VIC	AusNet	Single	1/03/16	Powershop	Standard Saver	0	0	16	0
VIC	AusNet	Single	1/01/16	Q Energy	Biz your way	0	0	0	0
VIC	AusNet	Single	NA	Red Energy	Living Energy Saver	0	0	10	0
VIC	AusNet	Single	1/03/16	Simply Energy	Small Office Plus Online	0	30	0	5
VIC	AusNet	Single	1/12/15	Sumo Power	Business	0	20	0	17
VIC	AusNet	Controlled	22/01/16	AGL	Business Savers	0	34	0	0
VIC	AusNet	Controlled	25/02/16	Alinta Energy	Fair Go Business	0	0	0	25
VIC	AusNet	Controlled	5/06/15	Commander	Market offer	0	0	0	20
VIC	AusNet	Controlled	1/01/16	CovaU	Smart Saver	0	0	0	34
VIC	AusNet	Controlled	1/02/16	Diamond Energy	Pay on time discount	0	0	7	0
VIC	AusNet	Controlled	25/11/15	Dodo Power & Gas	20 Percent	0	0	0	20
VIC	AusNet	Controlled	2/03/16	EnergyAustralia	Everyday Saver Business	0	30	0	0
VIC	AusNet	Controlled	1/02/16	ERM Power	Adjustable	0	0	0	0
VIC	AusNet	Controlled	6/01/16	GloBird Energy	Bizsave	0	0	0	2
VIC	AusNet	Controlled	5/01/16	Lumo Energy	Business Premium	0	0	0	0
VIC	AusNet	Controlled	15/03/16	Momentum Energy	SmilePower	0	0	0	0
VIC	AusNet	Controlled	NA	Next Business Energy	Market offer	0	0	12	0
VIC	AusNet	Controlled	1/02/16	Online Power & Gas	Flexi Saver	0	0	0	28
VIC	AusNet	Controlled	1/04/16	Origin Energy	Business Saver	0	28	0	0
VIC	AusNet	Controlled	1/10/14	Pacific Hydro	Business Smart	0	0	0	0
VIC	AusNet	Controlled	1/01/16	People Energy	Total saver	0	0	30	0
VIC	AusNet	Controlled	18/01/16	Powerdirect	Discount included	0	0	0	0
VIC	AusNet	Controlled	1/03/16	Powershop	Standard Saver	0	0	16	0
VIC	AusNet	Controlled	1/01/16	Q Energy	Biz your way	0	0	0	0
VIC	AusNet	Controlled	NA	Red Energy	Living Energy Saver	0	0	10	0
VIC	AusNet	Controlled	1/03/16	Simply Energy	Small Office Plus Online	0	30	0	5
VIC	AusNet	Controlled	1/12/15	Sumo Power	Business	0	20	0	17
VIC	AusNet	Two Rate	22/01/16	AGL	Business Savers	0	34	0	0
VIC	AusNet	Two Rate	25/02/16	Alinta Energy	Fair Go Business	0	0	0	25
VIC	AusNet	Two Rate	1/02/16	Click Energy	Click Business	0	0	7	0
VIC	AusNet	Two Rate	5/06/15	Commander	Market offer	0	0	0	20

State	DB	Meter type	Effective from	Retailer	Name	Guaranteed discount on bill (%)	Guaranteed discount on usage (%)	POT discount on bill (%)	POT discount on usage (%)
VIC	AusNet	Two Rate	1/01/16	CovaU	Smart Saver	0	0	0	34
VIC	AusNet	Two Rate	1/02/16	Diamond Energy	Pay on time discount	0	0	7	0
VIC	AusNet	Two Rate	25/11/15	Dodo Power & Gas	20 Percent	0	0	0	20
VIC	AusNet	Two Rate	2/03/16	EnergyAustralia	Everyday Saver Business	0	30	0	0
VIC	AusNet	Two Rate	1/02/16	ERM Power	Adjustable	0	0	0	0
VIC	AusNet	Two Rate	6/01/16	GloBird Energy	Bizsave	0	0	0	2
VIC	AusNet	Two Rate	5/01/16	Lumo Energy	Business Premium	0	0	0	0
VIC	AusNet	Two Rate	15/03/16	Momentum Energy	SmilePower	0	0	0	0
VIC	AusNet	Two Rate	NA	Next Business Energy	Market offer	0	0	12	0
VIC	AusNet	Two Rate	1/02/16	Online Power & Gas	Flexi Saver	0	0	0	28
VIC	AusNet	Two Rate	1/04/16	Origin Energy	Business Saver	0	28	0	0
VIC	AusNet	Two Rate	1/10/14	Pacific Hydro	Business Smart	0	0	0	0
VIC	AusNet	Two Rate	1/01/16	People Energy	Total saver	0	0	30	0
VIC	AusNet	Two Rate	18/01/16	Powerdirect	Discount included	0	0	0	0
VIC	AusNet	Two Rate	1/03/16	Powershop	Standard Saver	0	0	16	0
VIC	AusNet	Two Rate	1/01/16	Q Energy	Biz your way	0	0	0	0
VIC	AusNet	Two Rate	NA	Red Energy	Living Energy Saver	0	0	10	0
VIC	AusNet	Two Rate	1/03/16	Simply Energy	Small Office Plus Online	0	30	0	5
VIC	AusNet	Two Rate	1/12/15	Sumo Power	Business	0	20	0	17
VIC	Jemena	Single	22/01/16	AGL	Business Savers	0	34	0	0
VIC	Jemena	Single	25/02/16	Alinta Energy	Fair Go Business	0	0	0	25
VIC	Jemena	Single	1/02/16	Click Energy	Click Business	0	0	7	0
VIC	Jemena	Single	5/06/15	Commander	Market offer	0	0	0	20
VIC	Jemena	Single	1/01/16	CovaU	Smart Saver	0	0	0	34
VIC	Jemena	Single	1/02/16	Diamond Energy	Pay on time discount	0	0	7	0
VIC	Jemena	Single	25/11/15	Dodo Power & Gas	20 Percent	0	0	0	20
VIC	Jemena	Single	2/03/16	EnergyAustralia	Everyday Saver Business	0	30	0	0
VIC	Jemena	Single	1/02/16	ERM Power	Adjustable	0	0	0	0
VIC	Jemena	Single	6/01/16	GloBird Energy	Bizsave	0	0	0	2
VIC	Jemena	Single	5/01/16	Lumo Energy	Business Premium	0	0	0	0
VIC	Jemena	Single	15/03/16	Momentum Energy	SmilePower	0	0	0	0
VIC	Jemena	Single	NA	Next Business Energy	Market offer	0	0	12	0
VIC	Jemena	Single	1/02/16	Online Power & Gas	Flexi Saver	0	0	0	28

State	DB	Meter type	Effective from	Retailer	Name	Guaranteed discount on bill (%)	Guaranteed discount on usage (%)	POT discount on bill (%)	POT discount on usage (%)
VIC	Jemena	Single	1/04/16	Origin Energy	Business Saver	0	28	0	0
VIC	Jemena	Single	1/10/14	Pacific Hydro	Business Smart	0	0	0	0
VIC	Jemena	Single	1/01/16	People Energy	Total saver	0	0	30	0
VIC	Jemena	Single	18/01/16	Powerdirect	Discount included	0	0	0	0
VIC	Jemena	Single	1/03/16	Powershop	Standard Saver	0	0	16	0
VIC	Jemena	Single	1/01/16	Q Energy	Biz your way	0	0	0	0
VIC	Jemena	Single	NA	Red Energy	Living Energy Saver	0	0	10	0
VIC	Jemena	Single	1/03/16	Simply Energy	Small Office Plus Online	0	30	0	5
VIC	Jemena	Single	1/12/15	Sumo Power	Business	0	20	0	17
VIC	Jemena	Controlled	22/01/16	AGL	Business Savers	0	34	0	0
VIC	Jemena	Controlled	25/02/16	Alinta Energy	Fair Go Business	0	0	0	25
VIC	Jemena	Controlled	1/02/16	Click Energy	Click Business	0	0	7	0
VIC	Jemena	Controlled	5/06/15	Commander	Market offer	0	0	0	20
VIC	Jemena	Controlled	1/01/16	CovaU	Smart Saver	0	0	0	34
VIC	Jemena	Controlled	25/11/15	Dodo Power & Gas	20 Percent	0	0	0	20
VIC	Jemena	Controlled	2/03/16	EnergyAustralia	Everyday Saver Business	0	30	0	0
VIC	Jemena	Controlled	1/02/16	ERM Power	Adjustable	0	0	0	0
VIC	Jemena	Controlled	6/01/16	GloBird Energy	Bizsave	0	0	0	2
VIC	Jemena	Controlled	5/01/16	Lumo Energy	Business Premium	0	0	0	0
VIC	Jemena	Controlled	15/03/16	Momentum Energy	SmilePower	0	0	0	0
VIC	Jemena	Controlled	NA	Next Business Energy	Market offer	0	0	12	0
VIC	Jemena	Controlled	1/02/16	Online Power & Gas	Flexi Saver	0	0	0	28
VIC	Jemena	Controlled	1/04/16	Origin Energy	Business Saver	0	28	0	0
VIC	Jemena	Controlled	1/10/14	Pacific Hydro	Business Smart	0	0	0	0
VIC	Jemena	Controlled	1/01/16	People Energy	Total saver	0	0	30	0
VIC	Jemena	Controlled	18/01/16	Powerdirect	Discount included	0	0	0	0
VIC	Jemena	Controlled	1/03/16	Powershop	Standard Saver	0	0	16	0
VIC	Jemena	Controlled	1/01/16	Q Energy	Biz your way	0	0	0	0
VIC	Jemena	Controlled	1/03/16	Simply Energy	Small Office Plus Online	0	30	0	5
VIC	Jemena	Controlled	1/12/15	Sumo Power	Business	0	20	0	17
VIC	Jemena	Two Rate	22/01/16	AGL	Business Savers	0	34	0	0
VIC	Jemena	Two Rate	25/02/16	Alinta Energy	Fair Go Business	0	0	0	25
VIC	Jemena	Two Rate	1/02/16	Click Energy	Click Business	0	0	7	0
VIC	Jemena	Two Rate	5/06/15	Commander	Market offer	0	0	0	20

State	DB	Meter type	Effective from	Retailer	Name	Guaranteed discount on bill (%)	Guaranteed discount on usage (%)	POT discount on bill (%)	POT discount on usage (%)
VIC	Jemena	Two Rate	1/01/16	CovaU	Smart Saver	0	0	0	34
VIC	Jemena	Two Rate	1/02/16	Diamond Energy	Pay on time discount	0	0	7	0
VIC	Jemena	Two Rate	25/11/15	Dodo Power & Gas	20 Percent	0	0	0	20
VIC	Jemena	Two Rate	2/03/16	EnergyAustralia	Everyday Saver Business	0	30	0	0
VIC	Jemena	Two Rate	1/02/16	ERM Power	Adjustable	0	0	0	0
VIC	Jemena	Two Rate	6/01/16	GloBird Energy	Bizsave	0	0	0	2
VIC	Jemena	Two Rate	5/01/16	Lumo Energy	Business Premium	0	0	0	0
VIC	Jemena	Two Rate	15/03/16	Momentum Energy	SmilePower	0	0	0	0
VIC	Jemena	Two Rate	NA	Next Business Energy	Market offer	0	0	12	0
VIC	Jemena	Two Rate	1/02/16	Online Power & Gas	Flexi Saver	0	0	0	28
VIC	Jemena	Two Rate	1/04/16	Origin Energy	Business Saver	0	28	0	0
VIC	Jemena	Two Rate	1/10/14	Pacific Hydro	Business Smart	0	0	0	0
VIC	Jemena	Two Rate	1/01/16	People Energy	Total saver	0	0	30	0
VIC	Jemena	Two Rate	18/01/16	Powerdirect	Discount included	0	0	0	0
VIC	Jemena	Two Rate	1/03/16	Powershop	Standard Saver	0	0	16	0
VIC	Jemena	Two Rate	1/01/16	Q Energy	Biz your way	0	0	0	0
VIC	Jemena	Two Rate	NA	Red Energy	Living Energy Saver	0	0	10	0
VIC	Jemena	Two Rate	1/03/16	Simply Energy	Small Office Plus Online	0	30	0	5
VIC	Jemena	Two Rate	1/12/15	Sumo Power	Business	0	20	0	17
VIC	United Energy	Single	22/01/16	AGL	Business Savers	0	34	0	0
VIC	United Energy	Single	25/02/16	Alinta Energy	Fair Go Business	0	0	0	25
VIC	United Energy	Single	1/02/16	Click Energy	Click Business	0	0	7	0
VIC	United Energy	Single	5/06/15	Commander	Market offer	0	0	0	20
VIC	United Energy	Single	1/01/16	CovaU	Smart Saver	0	0	0	34
VIC	United Energy	Single	1/02/16	Diamond Energy	Pay on time discount	0	0	7	0
VIC	United Energy	Single	25/11/15	Dodo Power & Gas	20 Percent	0	0	0	20
VIC	United Energy	Single	2/03/16	EnergyAustralia	Everyday Saver Business	0	30	0	0
VIC	United Energy	Single	1/02/16	ERM Power	Adjustable	0	0	0	0

State	DB	Meter type	Effective from	Retailer	Name	Guaranteed discount on bill (%)	Guaranteed discount on usage (%)	POT discount on bill (%)	POT discount on usage (%)
VIC	United Energy	Single	6/01/16	GloBird Energy	Bizsave	0	0	0	2
VIC	United Energy	Single	5/01/16	Lumo Energy	Business Premium	0	0	0	0
VIC	United Energy	Single	15/03/16	Momentum Energy	SmilePower	0	0	0	0
VIC	United Energy	Single	NA	Next Business Energy	Market offer	0	0	12	0
VIC	United Energy	Single	1/02/16	Online Power & Gas	Flexi Saver	0	0	0	28
VIC	United Energy	Single	1/04/16	Origin Energy	Business Saver	0	28	0	0
VIC	United Energy	Single	1/10/14	Pacific Hydro	Business Smart	0	0	0	0
VIC	United Energy	Single	1/01/16	People Energy	Total saver	0	0	30	0
VIC	United Energy	Single	18/01/16	Powerdirect	Discount included	0	0	0	0
VIC	United Energy	Single	1/03/16	Powershop	Standard Saver	0	0	16	0
VIC	United Energy	Single	1/01/16	Q Energy	Biz your way	0	0	0	0
VIC	United Energy	Single	NA	Red Energy	Living Energy Saver	0	0	10	0
VIC	United Energy	Single	1/03/16	Simply Energy	Small Office Plus Online	0	30	0	5
VIC	United Energy	Single	1/12/15	Sumo Power	Business	0	20	0	17
VIC	United Energy	Controlled	22/01/16	AGL	Business Savers	0	34	0	0
VIC	United Energy	Controlled	25/02/16	Alinta Energy	Fair Go Business	0	0	0	25
VIC	United Energy	Controlled	1/02/16	Click Energy	Click Business	0	0	7	0
VIC	United Energy	Controlled	5/06/15	Commander	Market offer	0	0	0	20
VIC	United Energy	Controlled	1/01/16	CovaU	Smart Saver	0	0	0	34
VIC	United Energy	Controlled	1/02/16	Diamond Energy	Pay on time discount	0	0	7	0

State	DB	Meter type	Effective from	Retailer	Name	Guaranteed discount on bill (%)	Guaranteed discount on usage (%)	POT discount on bill (%)	POT discount on usage (%)
VIC	United Energy	Controlled	25/11/15	Dodo Power & Gas	20 Percent	0	0	0	20
VIC	United Energy	Controlled	2/03/16	EnergyAustralia	Everyday Saver Business	0	30	0	0
VIC	United Energy	Controlled	1/02/16	ERM Power	Adjustable	0	0	0	0
VIC	United Energy	Controlled	6/01/16	GloBird Energy	Bizsave	0	0	0	2
VIC	United Energy	Controlled	5/01/16	Lumo Energy	Business Premium	0	0	0	0
VIC	United Energy	Controlled	15/03/16	Momentum Energy	SmilePower	0	0	0	0
VIC	United Energy	Controlled	NA	Next Business Energy	Market offer	0	0	12	0
VIC	United Energy	Controlled	1/02/16	Online Power & Gas	Flexi Saver	0	0	0	28
VIC	United Energy	Controlled	1/04/16	Origin Energy	Business Saver	0	28	0	0
VIC	United Energy	Controlled	1/10/14	Pacific Hydro	Business Smart	0	0	0	0
VIC	United Energy	Controlled	1/01/16	People Energy	Total saver	0	0	30	0
VIC	United Energy	Controlled	18/01/16	Powerdirect	Discount included	0	0	0	0
VIC	United Energy	Controlled	1/03/16	Powershop	Standard Saver	0	0	16	0
VIC	United Energy	Controlled	1/01/16	Q Energy	Biz your way	0	0	0	0
VIC	United Energy	Controlled	NA	Red Energy	Living Energy Saver	0	0	10	0
VIC	United Energy	Controlled	1/03/16	Simply Energy	Small Office Plus Online	0	30	0	5
VIC	United Energy	Controlled	1/12/15	Sumo Power	Business	0	20	0	17
VIC	United Energy	Two Rate	22/01/16	AGL	Business Savers	0	34	0	0
VIC	United Energy	Two Rate	25/02/16	Alinta Energy	Fair Go Business	0	0	0	25
VIC	United Energy	Two Rate	1/02/16	Click Energy	Click Business	0	0	7	0

State	DB	Meter type	Effective from	Retailer	Name	Guaranteed discount on bill (%)	Guaranteed discount on usage (%)	POT discount on bill (%)	POT discount on usage (%)
VIC	United Energy	Two Rate	5/06/15	Commander	Market offer	0	0	0	20
VIC	United Energy	Two Rate	1/01/16	CovaU	Smart Saver	0	0	0	34
VIC	United Energy	Two Rate	1/02/16	Diamond Energy	Pay on time discount	0	0	7	0
VIC	United Energy	Two Rate	25/11/15	Dodo Power & Gas	20 Percent	0	0	0	20
VIC	United Energy	Two Rate	2/03/16	EnergyAustralia	Everyday Saver Business	0	30	0	0
VIC	United Energy	Two Rate	1/02/16	ERM Power	Adjustable	0	0	0	0
VIC	United Energy	Two Rate	6/01/16	GloBird Energy	Bizsave	0	0	0	2
VIC	United Energy	Two Rate	5/01/16	Lumo Energy	Business Premium	0	0	0	0
VIC	United Energy	Two Rate	15/03/16	Momentum Energy	SmilePower	0	0	0	0
VIC	United Energy	Two Rate	NA	Next Business Energy	Market offer	0	0	12	0
VIC	United Energy	Two Rate	1/02/16	Online Power & Gas	Flexi Saver	0	0	0	28
VIC	United Energy	Two Rate	1/04/16	Origin Energy	Business Saver	0	28	0	0
VIC	United Energy	Two Rate	1/10/14	Pacific Hydro	Business Smart	0	0	0	0
VIC	United Energy	Two Rate	1/01/16	People Energy	Total saver	0	0	30	0
VIC	United Energy	Two Rate	18/01/16	Powerdirect	Discount included	0	0	0	0
VIC	United Energy	Two Rate	1/03/16	Powershop	Standard Saver	0	0	16	0
VIC	United Energy	Two Rate	1/01/16	Q Energy	Biz your way	0	0	0	0
VIC	United Energy	Two Rate	NA	Red Energy	Living Energy Saver	0	0	10	0
VIC	United Energy	Two Rate	1/03/16	Simply Energy	Small Office Plus Online	0	30	0	5
VIC	United Energy	Two Rate	1/12/15	Sumo Power	Business	0	20	0	17



State	DB	Meter type	Effective from	Retailer	Name	Guaranteed discount on bill (%)	Guaranteed discount on usage (%)	POT discount on bill (%)	POT discount on usage (%)
VIC	United Energy	TOU	5/06/15	Commander	Market offer	0	0	0	20
VIC	United Energy	TOU	1/02/16	ERM Power	Adjustable	0	0	0	0
VIC	United Energy	TOU	15/03/16	Momentum Energy	SmilePower	0	0	0	0
WA	Horizon Power	Single	1/07/15	Horizon Power	Horizon Power - Regulated	0	0	0	0
WA	Western Power	Single	1/07/15	Western Power	Synergy - Regulated	0	0	0	0
WA	Western Power	Two Rate	1/07/15	Western Power	Synergy - Regulated	0	0	0	0

#### Gas offers for April 2016 bill analysis:

State	Pricing zone	Effective from	Retailer	Name	Guaranteed discount on bill (%)	Guaranteed discount on usage (%)	POT discount on bill (%)	POT discount on usage (%)
ACT	ActewAGL ACT	1/07/15	ActewAGL	Business plan	0	0	0	0
ACT	ActewAGL ACT	10/09/15	EnergyAustralia	Everyday Saver	0	12	0	0
ACT	ActewAGL ACT	1/04/16	Origin Energy	Business Saver	0	15	0	0
NSW	Jemena Sydney	1/07/15	AGL	Regulated	0	0	0	0
NSW	Jemena Sydney	8/02/16	AGL	Business Savers	0	14	0	0
NSW	Jemena Sydney	1/07/15	Covau	Freedom Saver	0	0	0	18
NSW	Jemena Sydney	10/09/15	EnergyAustralia	Everyday Saver	0	16	0	0
NSW	Jemena Sydney	1/04/16	Origin Energy	Business Saver	0	14	0	0
NSW	Jemena Sydney	1/02/16	Red Energy	Easy Saver	0	0	10	0
NSW	ActewAGL Queanbeyan	1/07/15	ActewAGL	Regulated	0	0	0	0
NSW	ActewAGL Queanbeyan	1/07/15	ActewAGL	Business plan	0	0	0	0
NSW	ActewAGL Queanbeyan	10/09/15	EnergyAustralia	Basic Business	0	0	0	0
NSW	ActewAGL Shoalhaven	1/07/15	ActewAGL	Regulated	0	0	0	0
NSW	ActewAGL Shoalhaven	1/07/15	ActewAGL	Business plan	0	0	0	0
NSW	Capital Region	1/07/15	ActewAGL	Regulated	0	0	0	0

State	Pricing zone	Effective from	Retailer	Name	Guaranteed discount on bill (%)	Guaranteed discount on usage (%)	POT discount on bill (%)	POT discount on usage (%)
NSW	Capital Region	1/07/15	ActewAGL	Business plan	0	0	0	0
NSW	Capital Region	10/09/15	EnergyAustralia	Everyday Saver	0	16	0	0
NSW	Tamworth	1/07/15	Origin Energy	Regulated	0	0	0	0
NSW	Tamworth	1/04/16	Origin Energy	Business Saver	0	14	0	0
NSW	Envestra Albury	1/07/15	Origin Energy	Regulated	0	0	0	0
NSW	Envestra Albury	10/09/15	EnergyAustralia	Everyday Saver	0	16	0	0
NSW	Envestra Albury	1/04/16	Origin Energy	Business Saver	0	14	0	0
NSW	Envestra Cooma	1/07/15	Origin Energy	Regulated	0	0	0	0
NSW	Envestra Cooma	1/04/16	Origin Energy	Business Saver	0	14	0	0
NSW	Envestra Holbrook	1/07/15	Origin Energy	Regulated	0	0	0	0
NSW	Envestra Holbrook	1/04/16	Origin Energy	Business Saver	0	14	0	0
NSW	Envestra Murray Valley	1/07/15	Origin Energy	Regulated	0	0	0	0
NSW	Envestra Murray Valley	10/09/15	EnergyAustralia	Everyday Saver	0	16	0	0
NSW	Envestra Murray Valley	1/04/16	Origin Energy	Business Saver	0	14	0	0
NSW	Envestra Tumut	1/07/15	Origin Energy	Regulated	0	0	0	0
NSW	Envestra Tumut	1/04/16	Origin Energy	Business Saver	0	14	0	0
NSW	Envestra Wagga Wagga	1/07/15	Origin Energy	Regulated	0	0	0	0
NSW	Envestra Wagga Wagga	1/04/16	Origin Energy	Business Saver	0	14	0	0
QLD	APT Brisbane South	5/02/16	AGL	Savers	0	6	0	0
QLD	APT Brisbane South	1/04/16	Origin Energy	Saver	0	8	0	0
QLD	Envestra Brisbane North	5/02/16	AGL	Savers	0	6	0	0
QLD	Envestra Brisbane North	1/04/16	Origin Energy	Saver	0	8	0	0
QLD	Envestra Northern	1/04/16	Origin Energy	Saver	0	8	0	0
QLD	Envestra Wide Bay	1/04/16	Origin Energy	Saver	0	8	0	0
SA	Envestra SA	5/02/16	AGL	Business Savers	0	7	0	0
SA	Envestra SA	1/02/16	EnergyAustralia	Everyday Saver	0	15	0	0
SA	Envestra SA	1/04/16	Origin Energy	Business Saver	0	8	0	0
SA	Envestra SA	6/11/15	Simply Energy	Guaranteed	0	0	0	10
TAS	TGN	1/01/16	Aurora	Business	0	0	0	0
TAS	TGN	1/01/16	Tas Gas Retail	Business	0	0	0	0
VIC	Multinet 1	22/01/16	AGL	Business Savers	0	19	0	0
VIC	Multinet 1	1/04/16	Click Energy	Business Prime Gas	0	0	10	0
VIC	Multinet 1	1/01/16	Covau	Market offer	0	0	0	16

State	Pricing zone	Effective from	Retailer	Name	Guaranteed discount on bill (%)	Guaranteed discount on usage (%)	POT discount on bill (%)	POT discount on usage (%)
VIC	Multinet 1	1/01/16	EnergyAustralia	Everyday Saver Business	0	22	0	0
VIC	Multinet 1	5/01/16	Lumo Energy	Business Premium	0	0	0	0
VIC	Multinet 1	2/03/16	Momentum Energy	Market offer	0	0	0	0
VIC	Multinet 1	1/04/16	Origin Energy	Business Saver	0	15	0	0
VIC	Multinet 1	1/01/16	Red Energy	Living Energy Saver	0	0	10	0
VIC	Multinet 1	1/03/16	Simply Energy	Small Office Plus Online	0	15	0	5
VIC	Multinet 2	22/01/16	AGL	Business Savers	0	19	0	0
VIC	Multinet 2	1/04/16	Click Energy	Business Prime Gas	0	0	10	0
VIC	Multinet 2	1/01/16	Covau	Market offer	0	0	0	16
VIC	Multinet 2	1/01/16	EnergyAustralia	Everyday Saver Business	0	22	0	0
VIC	Multinet 2	5/01/16	Lumo Energy	Business Premium	0	0	0	0
VIC	Multinet 2	2/03/16	Momentum Energy	Market offer	0	0	0	0
VIC	Multinet 2	1/04/16	Origin Energy	Business Saver	0	15	0	0
VIC	Multinet 2	1/03/16	Simply Energy	Small Office Plus Online	0	15	0	5
VIC	Ausnet Central 1	22/01/16	AGL	Business Savers	0	19	0	0
VIC	Ausnet Central 1	1/04/16	Click Energy	Business Prime Gas	0	0	10	0
VIC	Ausnet Central 1	1/01/16	Covau	Market offer	0	0	0	16
VIC	Ausnet Central 1	1/01/16	EnergyAustralia	Everyday Saver Business	0	22	0	0
VIC	Ausnet Central 1	5/01/16	Lumo Energy	Business Premium	0	0	0	0
VIC	Ausnet Central 1	2/03/16	Momentum Energy	Market offer	0	0	0	0
VIC	Ausnet Central 1	1/04/16	Origin Energy	Business Saver	0	15	0	0
VIC	Ausnet Central 1	1/03/16	Simply Energy	Small Office Plus Online	0	15	0	5
VIC	Ausnet Central 2	22/01/16	AGL	Business Savers	0	19	0	0
VIC	Ausnet Central 2	1/04/16	Click Energy	Business Prime Gas	0	0	10	0
VIC	Ausnet Central 2	1/01/16	Covau	Market offer	0	0	0	16
VIC	Ausnet Central 2	1/01/16	EnergyAustralia	Everyday Saver Business	0	22	0	0
VIC	Ausnet Central 2	5/01/16	Lumo Energy	Business Premium	0	0	0	0
VIC	Ausnet Central 2	2/03/16	Momentum Energy	Market offer	0	0	0	0
VIC	Ausnet Central 2	1/04/16	Origin Energy	Business Saver	0	15	0	0

State	Pricing zone	Effective from	Retailer	Name	Guaranteed discount on bill (%)	Guaranteed discount on usage (%)	POT discount on bill (%)	POT discount on usage (%)
VIC	Ausnet Central 2	1/03/16	Simply Energy	Small Office Plus Online	0	15	0	5
VIC	Ausnet West	22/01/16	AGL	Business Savers	0	19	0	0
VIC	Ausnet West	1/04/16	Click Energy	Business Prime Gas	0	0	10	0
VIC	Ausnet West	1/01/16	Covau	Market offer	0	0	0	16
VIC	Ausnet West	1/01/16	EnergyAustralia	Everyday Saver Business	0	22	0	0
VIC	Ausnet West	5/01/16	Lumo Energy	Business Premium	0	0	0	0
VIC	Ausnet West	2/03/16	Momentum Energy	Market offer	0	0	0	0
VIC	Ausnet West	1/04/16	Origin Energy	Business Saver	0	15	0	0
VIC	Ausnet West	1/03/16	Simply Energy	Small Office Plus Online	0	15	0	5
VIC	Envestra Central 1	22/01/16	AGL	Business Savers	0	19	0	0
VIC	Envestra Central 1	1/04/16	Click Energy	Business Prime Gas	0	0	10	0
VIC	Envestra Central 1	1/01/16	Covau	Market offer	0	0	0	16
VIC	Envestra Central 1	1/01/16	EnergyAustralia	Everyday Saver Business	0	22	0	0
VIC	Envestra Central 1	5/01/16	Lumo Energy	Business Premium	0	0	0	0
VIC	Envestra Central 1	2/03/16	Momentum Energy	Market offer	0	0	0	0
VIC	Envestra Central 1	1/04/16	Origin Energy	Business Saver	0	15	0	0
VIC	Envestra Central 1	1/03/16	Simply Energy	Small Office Plus Online	0	15	0	5
VIC	Envestra Central 2	22/01/16	AGL	Business Savers	0	19	0	0
VIC	Envestra Central 2	1/04/16	Click Energy	Business Prime Gas	0	0	10	0
VIC	Envestra Central 2	1/01/16	Covau	Market offer	0	0	0	16
VIC	Envestra Central 2	1/01/16	EnergyAustralia	Everyday Saver Business	0	22	0	0
VIC	Envestra Central 2	5/01/16	Lumo Energy	Business Premium	0	0	0	0
VIC	Envestra Central 2	2/03/16	Momentum Energy	Market offer	0	0	0	0
VIC	Envestra Central 2	1/04/16	Origin Energy	Business Saver	0	15	0	0
VIC	Envestra Central 2	1/03/16	Simply Energy	Small Office Plus Online	0	15	0	5
VIC	Envestra North	22/01/16	AGL	Business Savers	0	19	0	0
VIC	Envestra North	1/04/16	Click Energy	Business Prime Gas	0	0	10	0
VIC	Envestra North	1/01/16	Covau	Market offer	0	0	0	16
VIC	Envestra North	1/01/16	EnergyAustralia	Everyday Saver Business	0	22	0	0
VIC	Envestra North	5/01/16	Lumo Energy	Business Premium	0	0	0	0

State	Pricing zone	Effective from	Retailer	Name	Guaranteed discount on bill (%)	Guaranteed discount on usage (%)	POT discount on bill (%)	POT discount on usage (%)
VIC	Envestra North	2/03/16	Momentum Energy	Market offer	0	0	0	0
VIC	Envestra North	1/04/16	Origin Energy	Business Saver	0	15	0	0
VIC	Envestra North	1/03/16	Simply Energy	Small Office Plus Online	0	15	0	5

### Electricity offers for April 2017 bill analysis:

State	DB	Meter type	Effective from	Retailer	Name	Guaranteed discount on bill (%)	Guaranteed discount on usage (%)	POT discount on bill (%)	POT discount on usage (%)
ACT	ActewAGL	Single	1/07/16	ActewAGL	Regulated	0	0	0	0
ACT	ActewAGL	Single	1/07/16	ActewAGL	Business plan	0	0	0	0
ACT	ActewAGL	Single	9/03/17	EnergyAustralia	Everyday Saver Business	0	13	0	0
ACT	ActewAGL	Single	1/09/16	ERM Power	Adjustable	0	0	0	0
ACT	ActewAGL	Single	17/10/16	Origin Energy	Business Saver	0	12	0	0
ACT	ActewAGL	Controlled	1/07/16	ActewAGL	Regulated	0	0	0	0
ACT	ActewAGL	Controlled	1/07/16	ActewAGL	Business plan	0	0	0	0
ACT	ActewAGL	Controlled	9/03/17	EnergyAustralia	Everyday Saver Business	0	13	0	0
ACT	ActewAGL	Controlled	1/09/16	ERM Power	Adjustable	0	0	0	0
ACT	ActewAGL	Controlled	17/10/16	Origin Energy	Business Saver	0	12	0	0
ACT	ActewAGL	TOU	1/07/16	ActewAGL	Regulated	0	0	0	0
ACT	ActewAGL	TOU	1/07/16	ActewAGL	Business plan	0	0	0	0
ACT	ActewAGL	TOU	9/03/17	EnergyAustralia	Everyday Saver Business	0	13	0	0
ACT	ActewAGL	TOU	1/09/16	ERM Power	Adjustable	0	0	0	0
ACT	ActewAGL	TOU	17/10/16	Origin Energy	Business Saver	0	12	0	0
NSW	AusGrid	Single	6/01/17	AGL	Business Savers	0	22	0	0
NSW	AusGrid	Single	1/07/16	Click Energy	Click Business	0	0	7	0
NSW	AusGrid	Single	1/01/17	Commander	Market offer	0	0	0	20
NSW	AusGrid	Single	13/03/17	CovaU	Rate Saver	0	0	20	0
NSW	AusGrid	Single	1/08/16	Diamond Energy	Pay on time discount	0	0	7	0

State	DB	Meter type	Effective from	Retailer	Name	Guaranteed discount on bill (%)	Guaranteed discount on usage (%)	POT discount on bill (%)	POT discount on usage (%)
NSW	AusGrid	Single	9/03/17	EnergyAustralia	Everyday Saver Business	0	20	0	0
NSW	AusGrid	Single	13/02/17	ERM Power	Adjustable	0	0	0	0
NSW	AusGrid	Single	1/09/16	Lumo Energy	Business Premium	0	0	0	0
NSW	AusGrid	Single	1/03/17	Momentum Energy	SmilePower	0	0	0	0
NSW	AusGrid	Single	1/01/17	Origin Energy	Business Saver	0	18	0	0
NSW	AusGrid	Single	16/03/17	Powerdirect	Discount included	0	0	0	0
NSW	AusGrid	Single	1/01/17	Powershop	Standard Saver	0	0	14	0
NSW	AusGrid	Single	22/03/17	Red Energy	Living Energy Saver	0	0	10	0
NSW	AusGrid	Single	28/02/17	Simply Energy	Business Plus	0	15	0	0
NSW	AusGrid	Single	19/12/16	Energy Locals	Market offer	0	0	0	0
NSW	AusGrid	Controlled	6/01/17	AGL	Business Savers	0	22	0	0
NSW	AusGrid	Controlled	1/07/16	Click Energy	Click Business	0	0	7	0
NSW	AusGrid	Controlled	1/01/17	Commander	Market offer	0	0	0	20
NSW	AusGrid	Controlled	13/03/17	CovaU	Rate Saver	0	0	20	0
NSW	AusGrid	Controlled	1/08/16	Diamond Energy	Pay on time discount	0	0	7	0
NSW	AusGrid	Controlled	9/03/17	EnergyAustralia	Everyday Saver Business	0	20	0	0
NSW	AusGrid	Controlled	13/02/17	ERM Power	Adjustable	0	0	0	0
NSW	AusGrid	Controlled	1/09/16	Lumo Energy	Business Premium	0	0	0	0
NSW	AusGrid	Controlled	1/03/17	Momentum Energy	SmilePower	0	0	0	0
NSW	AusGrid	Controlled	1/01/17	Origin Energy	Business Saver	0	18	0	0
NSW	AusGrid	Controlled	16/03/17	Powerdirect	Discount included	0	0	0	0
NSW	AusGrid	Controlled	1/01/17	Powershop	Standard Saver	0	0	14	0
NSW	AusGrid	Controlled	22/03/17	Red Energy	Living Energy Saver	0	0	10	0
NSW	AusGrid	Controlled	28/02/17	Simply Energy	Business Plus	0	15	0	0
NSW	AusGrid	Controlled	19/12/16	Energy Locals	Market offer	0	0	0	0
NSW	AusGrid	TOU	6/01/17	AGL	Business Savers	0	22	0	0
NSW	AusGrid	TOU	1/07/16	Click Energy	Click Business	0	0	7	0
NSW	AusGrid	TOU	1/01/17	Commander	Market offer	0	0	0	20
NSW	AusGrid	TOU	13/03/17	CovaU	Rate Saver	0	0	20	0
NSW	AusGrid	TOU	1/08/16	Diamond Energy	Pay on time discount	0	0	7	0
NSW	AusGrid	TOU	9/03/17	EnergyAustralia	Everyday Saver Business	0	20	0	0
NSW	AusGrid	TOU	13/02/17	ERM Power	Adjustable	0	0	0	0

State	DB	Meter type	Effective from	Retailer	Name	Guaranteed discount on bill (%)	Guaranteed discount on usage (%)	POT discount on bill (%)	POT discount on usage (%)
NSW	AusGrid	TOU	1/09/16	Lumo Energy	Business Premium	0	0	0	0
NSW	AusGrid	TOU	1/03/17	Momentum Energy	SmilePower	0	0	0	0
NSW	AusGrid	TOU	1/01/17	Origin Energy	Business Saver	0	18	0	0
NSW	AusGrid	TOU	16/03/17	Powerdirect	Discount included	0	0	0	0
NSW	AusGrid	TOU	1/01/17	Powershop	Standard Saver	0	0	14	0
NSW	AusGrid	TOU	22/03/17	Red Energy	Living Energy Saver	0	0	10	0
NSW	AusGrid	TOU	28/02/17	Simply Energy	Business Plus	0	15	0	0
NSW	AusGrid	TOU	19/12/16	Energy Locals	Market offer	0	0	0	0
NSW	AusGrid	TOU+Demand	6/01/17	AGL	Business Savers	0	22	0	0
NSW	AusGrid	TOU+Demand	13/03/17	CovaU	Rate Saver	0	0	20	0
NSW	AusGrid	TOU+Demand	9/03/17	EnergyAustralia	Everyday Saver Business	0	20	0	0
NSW	AusGrid	TOU+Demand	13/02/17	ERM Power	Adjustable	0	0	0	0
NSW	AusGrid	TOU+Demand	1/03/17	Momentum Energy	SmilePower	0	0	0	0
NSW	AusGrid	TOU+Demand	1/01/17	Origin Energy	Business Saver	0	18	0	0
NSW	AusGrid	TOU+Demand	16/03/17	Powerdirect	Discount included	0	0	0	0
NSW	AusGrid	TOU+Demand	28/02/17	Simply Energy	Business Plus	0	15	0	0
NSW	AusGrid	TOU+Demand	19/12/16	Energy Locals	Market offer	0	0	0	0
NSW	Endeavour	Single	6/01/17	AGL	Business Savers	0	22	0	0
NSW	Endeavour	Single	1/07/16	Click Energy	Click Business	0	0	7	0
NSW	Endeavour	Single	1/01/17	Commander	Market offer	0	0	0	20
NSW	Endeavour	Single	13/03/17	CovaU	Rate Saver	0	0	20	0
NSW	Endeavour	Single	1/08/16	Diamond Energy	Pay on time discount	0	0	7	0
NSW	Endeavour	Single	9/03/17	EnergyAustralia	Everyday Saver Business	0	20	0	0
NSW	Endeavour	Single	13/02/17	ERM Power	Adjustable	0	0	0	0
NSW	Endeavour	Single	1/09/16	Lumo Energy	Business Premium	0	0	0	0
NSW	Endeavour	Single	1/03/17	Momentum Energy	SmilePower	0	0	0	0
NSW	Endeavour	Single	1/01/17	Origin Energy	Business Saver	0	18	0	0
NSW	Endeavour	Single	16/03/17	Powerdirect	Discount included	0	0	0	0
NSW	Endeavour	Single	1/01/17	Powershop	Standard Saver	0	0	14	0
NSW	Endeavour	Single	22/03/17	Red Energy	Living Energy Saver	0	0	10	0
NSW	Endeavour	Single	28/02/17	Simply Energy	Business Plus Online	0	15	0	0
NSW	Endeavour	Single	19/12/16	Energy Locals	Market offer	0	0	0	0
NSW	Endeavour	Controlled	6/01/17	AGL	Business Savers	0	22	0	0

State	DB	Meter type	Effective from	Retailer	Name	Guaranteed discount on bill (%)	Guaranteed discount on usage (%)	POT discount on bill (%)	POT discount on usage (%)
NSW	Endeavour	Controlled	1/07/16	Click Energy	Click Business	0	0	7	0
NSW	Endeavour	Controlled	1/01/17	Commander	Market offer	0	0	0	20
NSW	Endeavour	Controlled	13/03/17	CovaU	Rate Saver	0	0	20	0
NSW	Endeavour	Controlled	1/08/16	Diamond Energy	Pay on time discount	0	0	7	0
NSW	Endeavour	Controlled	9/03/17	EnergyAustralia	Everyday Saver Business	0	20	0	0
NSW	Endeavour	Controlled	13/02/17	ERM Power	Adjustable	0	0	0	0
NSW	Endeavour	Controlled	1/09/16	Lumo Energy	Business Premium	0	0	0	0
NSW	Endeavour	Controlled	1/03/17	Momentum Energy	SmilePower	0	0	0	0
NSW	Endeavour	Controlled	1/01/17	Origin Energy	Business Saver	0	18	0	0
NSW	Endeavour	Controlled	16/03/17	Powerdirect	Discount included	0	0	0	0
NSW	Endeavour	Controlled	1/01/17	Powershop	Standard Saver	0	0	14	0
NSW	Endeavour	Controlled	22/03/17	Red Energy	Living Energy Saver	0	0	10	0
NSW	Endeavour	Controlled	28/02/17	Simply Energy	Business Plus Online	0	15	0	0
NSW	Endeavour	Controlled	19/12/16	Energy Locals	Market offer	0	0	0	0
NSW	Endeavour	TOU	6/01/17	AGL	Business Savers	0	22	0	0
NSW	Endeavour	TOU	1/07/16	Click Energy	Click Business	0	0	7	0
NSW	Endeavour	TOU	1/01/17	Commander	Market offer	0	0	0	20
NSW	Endeavour	TOU	13/03/17	CovaU	Rate Saver	0	0	20	0
NSW	Endeavour	TOU	1/08/16	Diamond Energy	Pay on time discount	0	0	7	0
NSW	Endeavour	TOU	9/03/17	EnergyAustralia	Everyday Saver Business	0	20	0	0
NSW	Endeavour	TOU	13/02/17	ERM Power	Adjustable	0	0	0	0
NSW	Endeavour	TOU	1/09/16	Lumo Energy	Business Premium	0	0	0	0
NSW	Endeavour	TOU	1/03/17	Momentum Energy	SmilePower	0	0	0	0
NSW	Endeavour	TOU	1/01/17	Origin Energy	Business Saver	0	18	0	0
NSW	Endeavour	TOU	16/03/17	Powerdirect	Discount included	0	0	0	0
NSW	Endeavour	TOU	1/01/17	Powershop	Standard Saver	0	0	14	0
NSW	Endeavour	TOU	22/03/17	Red Energy	Living Energy Saver	0	0	10	0
NSW	Endeavour	TOU	28/02/17	Simply Energy	Business Plus Online	0	15	0	0
NSW	Endeavour	TOU	19/12/16	Energy Locals	Market offer	0	0	0	0
NSW	Essential	Single	6/01/17	AGL	Business Savers Solar	0	22	0	0
NSW	Essential	Single	1/07/16	Click Energy	Click Business	0	0	7	0
NSW	Essential	Single	1/01/17	Commander	Market offer	0	0	0	20
NSW	Essential	Single	13/03/17	CovaU	Rate Saver	0	0	20	0



State	DB	Meter type	Effective from	Retailer	Name	Guaranteed discount on bill (%)	Guaranteed discount on usage (%)	POT discount on bill (%)	POT discount on usage (%)
NSW	Essential	Single	1/08/16	Diamond Energy	Pay on time discount	0	0	7	0
NSW	Essential	Single	9/03/17	EnergyAustralia	Everyday Saver Business	0	20	0	0
NSW	Essential	Single	13/02/17	ERM Power	Adjustable	0	0	0	0
NSW	Essential	Single	1/09/16	Lumo Energy	Business Premium	0	0	0	0
NSW	Essential	Single	1/03/17	Momentum Energy	SmilePower	0	0	0	0
NSW	Essential	Single	1/01/17	Origin Energy	Business Saver	0	18	0	0
NSW	Essential	Single	16/03/17	Powerdirect	Discount included	0	0	0	0
NSW	Essential	Single	1/01/17	Powershop	Standard Saver	0	0	14	0
NSW	Essential	Single	22/03/17	Red Energy	Living Energy Saver	0	0	10	0
NSW	Essential	Single	28/02/17	Simply Energy	Business Plus Online	0	15	0	0
NSW	Essential	Single	19/12/16	Energy Locals	Market offer	0	0	0	0
NSW	Essential	Controlled	6/01/17	AGL	Business Savers Solar	0	22	0	0
NSW	Essential	Controlled	1/07/16	Click Energy	Click Business	0	0	7	0
NSW	Essential	Controlled	1/01/17	Commander	Market offer	0	0	0	20
NSW	Essential	Controlled	13/03/17	CovaU	Rate Saver	0	0	20	0
NSW	Essential	Controlled	1/08/16	Diamond Energy	Pay on time discount	0	0	7	0
NSW	Essential	Controlled	9/03/17	EnergyAustralia	Everyday Saver Business	0	20	0	0
NSW	Essential	Controlled	13/02/17	ERM Power	Adjustable	0	0	0	0
NSW	Essential	Controlled	1/09/16	Lumo Energy	Business Premium	0	0	0	0
NSW	Essential	Controlled	1/03/17	Momentum Energy	SmilePower	0	0	0	0
NSW	Essential	Controlled	1/01/17	Origin Energy	Business Saver	0	18	0	0
NSW	Essential	Controlled	16/03/17	Powerdirect	Discount included	0	0	0	0
NSW	Essential	Controlled	1/01/17	Powershop	Standard Saver	0	0	14	0
NSW	Essential	Controlled	22/03/17	Red Energy	Living Energy Saver	0	0	10	0
NSW	Essential	Controlled	28/02/17	Simply Energy	Business Plus Online	0	15	0	0
NSW	Essential	Controlled	19/12/16	Energy Locals	Market offer	0	0	0	0
NSW	Essential	TOU	6/01/17	AGL	Business Savers Solar	0	22	0	0
NSW	Essential	TOU	1/07/16	Click Energy	Click Business	0	0	7	0
NSW	Essential	TOU	1/01/17	Commander	Market offer	0	0	0	20
NSW	Essential	TOU	13/03/17	CovaU	Rate Saver	0	0	20	0
NSW	Essential	TOU	1/08/16	Diamond Energy	Pay on time discount	0	0	7	0
NSW	Essential	TOU	9/03/17	EnergyAustralia	Everyday Saver Business	0	20	0	0

State	DB	Meter type	Effective from	Retailer	Name	Guaranteed discount on bill (%)	Guaranteed discount on usage (%)	POT discount on bill (%)	POT discount on usage (%)
NSW	Essential	TOU	13/02/17	ERM Power	Adjustable	0	0	0	0
NSW	Essential	TOU	1/09/16	Lumo Energy	Business Premium	0	0	0	0
NSW	Essential	TOU	1/03/17	Momentum Energy	SmilePower	0	0	0	0
NSW	Essential	TOU	1/01/17	Origin Energy	Business Saver	0	18	0	0
NSW	Essential	TOU	16/03/17	Powerdirect	Discount included	0	0	0	0
NSW	Essential	TOU	1/01/17	Powershop	Standard Saver	0	0	14	0
NSW	Essential	TOU	22/03/17	Red Energy	Living Energy Saver	0	0	10	0
NSW	Essential	TOU	28/02/17	Simply Energy	Business Plus Online	0	15	0	0
NSW	Essential	TOU	19/12/16	Energy Locals	Market offer	0	0	0	0
NT	PWC	Single	1/01/17	Jacana Energy	Regulated	0	0	0	0
NT	PWC	Two Rate	1/01/17	Jacana Energy	Regulated	0	0	0	0
QLD	Energex	Single	1/09/16	AGL	Business Savers	0	13	0	0
QLD	Energex	Single	1/07/16	Click Energy	Click Business	0	0	7	0
QLD	Energex	Single	1/08/16	Diamond Energy	Pay on time discount	0	0	7	0
QLD	Energex	Single	9/03/17	EnergyAustralia	Everyday Saver Business	0	10	0	0
QLD	Energex	Single	1/09/16	ERM Power	Adjustable	0	0	0	0
QLD	Energex	Single	17/10/16	Origin Energy	Business Saver	0	13	0	0
QLD	Energex	Single	16/03/17	Powerdirect	Discount included	0	0	0	0
QLD	Energex	Single	8/12/16	Powershop	Standard Saver	0	0	0	0
QLD	Energex	Single	19/12/16	Energy Locals	Market offer	0	0	0	0
QLD	Energex	Single	7/12/16	Red Energy	Easy Saver	0	0	10	0
QLD	Energex	Single	28/02/17	Simply Energy	Business Save Online	0	10	0	0
QLD	Energex	Controlled	1/09/16	AGL	Business Savers	0	13	0	0
QLD	Energex	Controlled	1/07/16	Click Energy	Click Business	0	0	7	0
QLD	Energex	Controlled	1/08/16	Diamond Energy	Pay on time discount	0	0	7	0
QLD	Energex	Controlled	9/03/17	EnergyAustralia	Everyday Saver Business	0	10	0	0
QLD	Energex	Controlled	1/09/16	ERM Power	Adjustable	0	0	0	0
QLD	Energex	Controlled	17/10/16	Origin Energy	Business Saver	0	13	0	0
QLD	Energex	Controlled	16/03/17	Powerdirect	Discount included	0	0	0	0
QLD	Energex	Controlled	8/12/16	Powershop	Standard Saver	0	0	0	0
QLD	Energex	Controlled	19/12/16	Energy Locals	Market offer	0	0	0	0
QLD	Energex	Controlled	7/12/16	Red Energy	Easy Saver	0	0	10	0
QLD	Energex	Controlled	28/02/17	Simply Energy	Business Save Online	0	10	0	0

State	DB	Meter type	Effective from	Retailer	Name	Guaranteed discount on bill (%)	Guaranteed discount on usage (%)	POT discount on bill (%)	POT discount on usage (%)
QLD	Energex	Two Rate	1/09/16	AGL	Business Savers	0	13	0	0
QLD	Energex	Two Rate	1/07/16	Click Energy	Click Business	0	0	7	0
QLD	Energex	Two Rate	1/08/16	Diamond Energy	Pay on time discount	0	0	7	0
QLD	Energex	Two Rate	9/03/17	EnergyAustralia	Everyday Saver Business	0	10	0	0
QLD	Energex	Two Rate	1/09/16	ERM Power	Adjustable	0	0	0	0
QLD	Energex	Two Rate	17/10/16	Origin Energy	Business Saver	0	13	0	0
QLD	Energex	Two rate	16/03/17	Powerdirect	Discount included	0	0	0	0
QLD	Energex	Two rate	8/12/16	Powershop	Standard Saver	0	0	0	0
QLD	Energex	Two Rate	19/12/16	Energy Locals	Market offer	0	0	0	0
QLD	Energex	Two Rate	7/12/16	Red Energy	Easy Saver	0	0	10	0
QLD	Energex	Two Rate	28/02/17	Simply Energy	Business Save Online	0	10	0	0
QLD	Ergon	Single	1/07/16	Ergon Energy	Regulated	0	0	0	0
QLD	Ergon	Controlled	1/07/16	Ergon Energy	Regulated	0	0	0	0
QLD	Ergon	TOU	1/07/16	Ergon Energy	Regulated	0	0	0	0
SA	SAPN	Single	18/10/16	AGL	Business Savers	0	16	0	0
SA	SAPN	Single	23/01/17	Alinta Energy	Fair Go Business	0	0	0	25
SA	SAPN	Single	1/07/16	Click Energy	Click Business	0	0	7	0
SA	SAPN	Single	1/09/16	Commander	Market offer	0	0	0	20
SA	SAPN	Single	1/08/16	Diamond Energy	Pay on time discount	0	0	7	0
SA	SAPN	Single	9/03/17	EnergyAustralia	Everyday Saver Business	0	19	0	0
SA	SAPN	Single	1/10/16	ERM Power	Adjustable	0	0	0	0
SA	SAPN	Single	1/07/16	Lumo Energy	Business Premium	0	0	0	0
SA	SAPN	Single	1/03/17	Momentum Energy	SmilePower	0	0	0	0
SA	SAPN	Single	22/12/16	Origin Energy	Business Saver	0	20	0	0
SA	SAPN	Single	16/03/17	Powerdirect	Quarterly read	0	0	0	0
SA	SAPN	Single	1/07/16	Red Energy	Living Energy Saver	0	0	10	0
SA	SAPN	Single	28/02/17	Simply Energy	Business Plus Online	0	15	0	0
SA	SAPN	Controlled	18/10/16	AGL	Business Savers	0	16	0	0
SA	SAPN	Controlled	23/01/17	Alinta Energy	Fair Go Business	0	0	0	25
SA	SAPN	Controlled	1/07/16	Click Energy	Click Business	0	0	7	0
SA	SAPN	Controlled	1/09/16	Commander	Market offer	0	0	0	20
SA	SAPN	Controlled	1/08/16	Diamond Energy	Pay on time discount	0	0	7	0

State	DB	Meter type	Effective from	Retailer	Name	Guaranteed discount on bill (%)	Guaranteed discount on usage (%)	POT discount on bill (%)	POT discount on usage (%)
SA	SAPN	Controlled	9/03/17	EnergyAustralia	Everyday Saver Business	0	19	0	0
SA	SAPN	Controlled	1/10/16	ERM Power	Adjustable	0	0	0	0
SA	SAPN	Controlled	1/03/17	Momentum Energy	SmilePower	0	0	0	0
SA	SAPN	Controlled	22/12/16	Origin Energy	Business Saver	0	20	0	0
SA	SAPN	Controlled	16/03/17	Powerdirect	Quarterly read	0	0	0	0
SA	SAPN	Controlled	1/07/16	Red Energy	Living Energy Saver	0	0	10	0
SA	SAPN	Controlled	28/02/17	Simply Energy	Business Plus Online	0	15	0	0
SA	SAPN	Two Rate	18/10/16	AGL	Business Savers	0	16	0	0
SA	SAPN	Two Rate	23/01/17	Alinta Energy	Fair Go Business	0	0	0	25
SA	SAPN	Two Rate	1/07/16	Click Energy	Click Business	0	0	7	0
SA	SAPN	Two Rate	1/09/16	Commander	Market offer	0	0	0	20
SA	SAPN	Two Rate	1/08/16	Diamond Energy	Pay on time discount	0	0	7	0
SA	SAPN	Two Rate	9/03/17	EnergyAustralia	Everyday Saver Business	0	19	0	0
SA	SAPN	Two Rate	1/10/16	ERM Power	Adjustable	0	0	0	0
SA	SAPN	Two Rate	1/07/16	Lumo Energy	Business Premium	0	0	0	0
SA	SAPN	Two Rate	1/03/17	Momentum Energy	SmilePower	0	0	0	0
SA	SAPN	Two Rate	22/12/16	Origin Energy	Business Saver	0	20	0	0
SA	SAPN	Two Rate	16/03/17	Powerdirect	Quarterly read	0	0	0	0
SA	SAPN	Two Rate	1/07/16	Red Energy	Living Energy Saver	0	0	10	0
SA	SAPN	Two Rate	28/02/17	Simply Energy	Business Plus Online	0	15	0	0
TAS	TasNetworks	Single	1/07/16	Aurora Energy	Regulated offer	0	0	0	0
TAS	TasNetworks	Single	1/09/16	ERM Power	Adjustable	0	0	0	0
TAS	TasNetworks	Controlled	1/07/16	Aurora Energy	Regulated offer	0	0	0	0
TAS	TasNetworks	Controlled	1/09/16	ERM Power	Adjustable	0	0	0	0
TAS	TasNetworks	TOU	1/07/16	Aurora Energy	Regulated offer	0	0	0	0
TAS	TasNetworks	TOU	1/09/16	ERM Power	Adjustable	0	0	0	0
VIC	CitiPower	Single	1/01/17	AGL	Business Savers	0	36	0	0
VIC	CitiPower	Single	12/01/17	Alinta Energy	Fair Go Business	0	0	0	30
VIC	CitiPower	Single	1/01/17	Click Energy	Click Business	0	0	7	0
VIC	Citipower	Single	15/03/17	Commander	Market offer	0	0	0	20
VIC	Citipower	Single	1/02/17	CovaU	Smart Saver	0	0	0	34
VIC	CitiPower	Single	1/02/17	Diamond Energy	Pay on time discount	0	0	7	0
VIC	CitiPower	Single	15/03/17	Dodo Power & Gas	Market offer	0	0	0	0

State	DB	Meter type	Effective from	Retailer	Name	Guaranteed discount on bill (%)	Guaranteed discount on usage (%)	POT discount on bill (%)	POT discount on usage (%)
VIC	CitiPower	Single	9/03/17	EnergyAustralia	Everyday Saver Business	0	35	0	0
VIC	CitiPower	Single	1/02/17	ERM Power	Adjustable	0	0	0	0
VIC	CitiPower	Single	1/01/17	GloBird Energy	Bizsave	0	0	0	15
VIC	CitiPower	Single	1/01/17	Lumo Energy	Business Premium	0	0	0	0
VIC	CitiPower	Single	1/01/17	Momentum Energy	SmilePower	0	0	0	0
VIC	CitiPower	Single	NA	Next Business Energy	Market offer	0	0	12	0
VIC	CitiPower	Single	1/01/17	Online Power & Gas	Flexi Saver	0	0	0	28
VIC	CitiPower	Single	1/01/17	Origin Energy	Business Saver	0	28	0	0
VIC	CitiPower	Single	1/01/17	1st Energy	1st Saver	0	0	0	38
VIC	CitiPower	Single	1/01/16	People Energy	Total saver	0	0	30	0
VIC	CitiPower	Single	20/03/17	Powerdirect	Discount included	0	36	0	0
VIC	CitiPower	Single	1/01/17	Powershop	Standard Saver	0	0	16	0
VIC	CitiPower	Single	1/01/17	Q Energy	Biz saver	0	0	0	0
VIC	CitiPower	Single	NA	Red Energy	Living Energy Saver	0	0	10	0
VIC	CitiPower	Single	NA	Simply Energy	Business Save	0	35	0	0
VIC	CitiPower	Single	10/04/17	Sumo Power	Business	0	20	0	17
VIC	CitiPower	Single	29/03/17	Blue NRG	Blue Regular	0	0	0	0
VIC	CitiPower	Controlled	1/01/17	AGL	Business Savers	0	36	0	0
VIC	Citipower	Controlled	12/01/17	Alinta Energy	Fair Go Business	0	0	0	30
VIC	Citipower	Controlled	15/03/17	Commander	Market offer	0	0	0	20
VIC	CitiPower	Controlled	1/02/17	CovaU	Smart Saver	0	0	0	34
VIC	CitiPower	Controlled	1/02/17	Diamond Energy	Pay on time discount	0	0	7	0
VIC	CitiPower	Controlled	15/03/17	Dodo Power & Gas	Market offer	0	0	0	0
VIC	CitiPower	Controlled	9/03/17	EnergyAustralia	Everyday Saver Business	0	35	0	0
VIC	CitiPower	Controlled	1/02/17	ERM Power	Adjustable	0	0	0	0
VIC	CitiPower	Controlled	1/01/17	GloBird Energy	Bizsave	0	0	0	15
VIC	CitiPower	Controlled	1/01/17	Lumo Energy	Business Premium	0	0	0	0
VIC	CitiPower	Controlled	1/01/17	Momentum Energy	SmilePower	0	0	0	0
VIC	CitiPower	Controlled	NA	Next Business Energy	Market offer	0	0	12	0
VIC	CitiPower	Controlled	1/01/17	Online Power & Gas	Flexi Saver	0	0	0	28
VIC	CitiPower	Controlled	1/01/17	Origin Energy	Business Saver	0	28	0	0
VIC	CitiPower	Controlled	1/01/17	1st Energy	1st Saver	0	0	0	38
VIC	CitiPower	Controlled	1/01/16	People Energy	Total saver	0	0	30	0

State	DB	Meter type	Effective from	Retailer	Name	Guaranteed discount on bill (%)	Guaranteed discount on usage (%)	POT discount on bill (%)	POT discount on usage (%)
VIC	CitiPower	Controlled	20/03/17	Powerdirect	Discount included	0	36	0	0
VIC	CitiPower	Controlled	1/01/17	Powershop	Standard Saver	0	0	16	0
VIC	CitiPower	Controlled	1/01/17	Q Energy	Biz saver	0	0	0	0
VIC	CitiPower	Controlled	NA	Red Energy	Living Energy Saver	0	0	10	0
VIC	CitiPower	Controlled	NA	Simply Energy	Business Save	0	35	0	0
VIC	CitiPower	Controlled	10/04/17	Sumo Power	Business	0	20	0	17
VIC	CitiPower	Controlled	29/03/17	Blue NRG	Blue Regular	0	0	0	0
VIC	CitiPower	Two Rate	1/01/17	AGL	Business Savers	0	36	0	0
VIC	Citipower	Two Rate	12/01/17	Alinta Energy	Fair Go Business	0	0	0	30
VIC	Citipower	Two Rate	1/01/17	Click Energy	Click Business	0	0	7	0
VIC	CitiPower	Two Rate	15/03/17	Commander	Market offer	0	0	0	20
VIC	CitiPower	Two Rate	1/02/17	CovaU	Smart Saver	0	0	0	34
VIC	CitiPower	Two Rate	1/02/17	Diamond Energy	Pay on time discount	0	0	7	0
VIC	CitiPower	Two Rate	15/03/17	Dodo Power & Gas	Market offer	0	0	0	0
VIC	CitiPower	Two Rate	9/03/17	EnergyAustralia	Everyday Saver Business	0	35	0	0
VIC	CitiPower	Two Rate	1/02/17	ERM Power	Adjustable	0	0	0	0
VIC	CitiPower	Two Rate	1/01/17	GloBird Energy	Bizsave	0	0	0	15
VIC	CitiPower	Two Rate	1/01/17	Lumo Energy	Business Premium	0	0	0	0
VIC	CitiPower	Two Rate	1/01/17	Momentum Energy	SmilePower	0	0	0	0
VIC	CitiPower	Two Rate	NA	Next Business Energy	Market offer	0	0	12	0
VIC	CitiPower	Two Rate	1/01/17	Online Power & Gas	Flexi Saver	0	0	0	28
VIC	CitiPower	Two Rate	1/01/17	Origin Energy	Business Saver	0	28	0	0
VIC	CitiPower	Two Rate	1/01/17	1st Energy	1st Saver	0	0	0	38
VIC	CitiPower	Two Rate	1/01/16	People Energy	Total saver	0	0	30	0
VIC	CitiPower	Two Rate	20/03/17	Powerdirect	Discount included	0	36	0	0
VIC	CitiPower	Two Rate	1/01/17	Powershop	Standard Saver	0	0	16	0
VIC	CitiPower	Two Rate	1/01/17	Q Energy	Biz saver	0	0	0	0
VIC	CitiPower	Two Rate	NA	Red Energy	Living Energy Saver	0	0	10	0
VIC	CitiPower	Two Rate	NA	Simply Energy	Business Save	0	35	0	0
VIC	CitiPower	Two Rate	10/04/17	Sumo Power	Business	0	20	0	17
VIC	CitiPower	Two Rate	29/03/17	Blue NRG	Blue Regular	0	0	0	0
VIC	CitiPower	TOU	1/01/17	Click Energy	Click Business	0	0	7	0
VIC	CitiPower	TOU	9/03/17	EnergyAustralia	Everyday Saver Business	0	35	0	0

State	DB	Meter type	Effective from	Retailer	Name	Guaranteed discount on bill (%)	Guaranteed discount on usage (%)	POT discount on bill (%)	POT discount on usage (%)
VIC	CitiPower	TOU	1/02/17	ERM Power	Adjustable	0	0	0	0
VIC	CitiPower	TOU	1/01/17	Momentum Energy	SmilePower	0	0	0	0
VIC	CitiPower	TOU	NA	Next Business Energy	Market offer	0	0	12	0
VIC	CitiPower	TOU	1/02/17	Diamond Energy	Pay on time discount	0	0	7	0
VIC	CitiPower	TOU	NA	Red Energy	Living Energy Saver	0	0	10	0
VIC	Powercor	Single	1/01/17	AGL	Business Savers	0	36	0	0
VIC	Powercor	Single	12/01/17	Alinta Energy	Fair Go Business	0	0	0	30
VIC	Powercor	Single	1/01/17	Click Energy	Click Business	0	0	7	0
VIC	Powercor	Single	15/03/17	Commander	Market offer	0	0	0	20
VIC	Powercor	Single	1/02/17	CovaU	Smart Saver	0	0	0	34
VIC	Powercor	Single	1/02/17	Diamond Energy	Pay on time discount	0	0	7	0
VIC	Powercor	Single	15/03/17	Dodo Power & Gas	Market offer	0	0	0	0
VIC	Powercor	Single	9/03/17	EnergyAustralia	Everyday Saver Business	0	34	0	0
VIC	Powercor	Single	1/02/17	ERM Power	Adjustable	0	0	0	0
VIC	Powercor	Single	1/01/17	GloBird Energy	Bizsave	0	0	0	15
VIC	Powercor	Single	1/01/17	Lumo Energy	Business Premium	0	0	0	0
VIC	Powercor	Single	1/01/17	Momentum Energy	SmilePower	0	0	0	0
VIC	Powercor	Single	NA	Next Business Energy	Market offer	0	0	12	0
VIC	Powercor	Single	1/01/17	Online Power & Gas	Flexi Saver	0	0	0	28
VIC	Powercor	Single	1/01/17	Origin Energy	Business Saver	0	28	0	0
VIC	Powercor	Single	1/01/17	1st Energy	1st Saver	0	0	0	38
VIC	Powercor	Single	1/01/16	People Energy	Total saver	0	0	30	0
VIC	Powercor	Single	20/03/17	Powerdirect	Discount included	0	36	0	0
VIC	Powercor	Single	1/01/17	Powershop	Standard Saver	0	0	16	0
VIC	Powercor	Single	1/01/17	Q Energy	Biz saver	0	0	0	0
VIC	Powercor	Single	NA	Red Energy	Living Energy Saver	0	0	10	0
VIC	Powercor	Single	NA	Simply Energy	Business Save	0	35	0	0
VIC	Powercor	Single	10/04/17	Sumo Power	Business	0	20	0	17
VIC	Powercor	Single	29/03/17	Blue NRG	Blue Regular	0	0	0	0
VIC	Powercor	Controlled	1/01/17	AGL	Business Savers	0	36	0	0
VIC	Powercor	Controlled	12/01/17	Alinta Energy	Fair Go Business	0	0	0	30
VIC	Powercor	Controlled	15/03/17	Commander	Market offer	0	0	0	20
VIC	Powercor	Controlled	1/02/17	CovaU	Smart Saver	0	0	0	34
VIC	Powercor	Controlled	1/02/17	Diamond Energy	Pay on time discount	0	0	7	0

State	DB	Meter type	Effective from	Retailer	Name	Guaranteed discount on bill (%)	Guaranteed discount on usage (%)	POT discount on bill (%)	POT discount on usage (%)
VIC	Powercor	Controlled	15/03/17	Dodo Power & Gas	Market offer	0	0	0	0
VIC	Powercor	Controlled	9/03/17	EnergyAustralia	Everyday Saver Business	0	34	0	0
VIC	Powercor	Controlled	1/02/17	ERM Power	Adjustable	0	0	0	0
VIC	Powercor	Controlled	1/01/17	GloBird Energy	Bizsave	0	0	0	15
VIC	Powercor	Controlled	1/01/17	Lumo Energy	Business Premium	0	0	0	0
VIC	Powercor	Controlled	1/01/17	Momentum Energy	SmilePower	0	0	0	0
VIC	Powercor	Controlled	NA	Next Business Energy	Market offer	0	0	12	0
VIC	Powercor	Controlled	1/01/17	Online Power & Gas	Flexi Saver	0	0	0	28
VIC	Powercor	Controlled	1/01/17	Origin Energy	Business Saver	0	28	0	0
VIC	Powercor	Controlled	1/01/17	1st Energy	1st Saver	0	0	0	38
VIC	Powercor	Controlled	1/01/16	People Energy	Total saver	0	0	30	0
VIC	Powercor	Controlled	20/03/17	Powerdirect	Discount included	0	36	0	0
VIC	Powercor	Controlled	1/01/17	Powershop	Standard Saver	0	0	16	0
VIC	Powercor	Controlled	1/01/17	Q Energy	Biz saver	0	0	0	0
VIC	Powercor	Controlled	NA	Red Energy	Living Energy Saver	0	0	10	0
VIC	Powercor	Controlled	NA	Simply Energy	Business Save	0	35	0	0
VIC	Powercor	Controlled	10/04/17	Sumo Power	Business	0	20	0	17
VIC	Powercor	Controlled	29/03/17	Blue NRG	Blue Regular	0	0	0	0
VIC	Powercor	Two Rate	1/01/17	AGL	Business Savers	0	36	0	0
VIC	Powercor	Two Rate	12/01/17	Alinta Energy	Fair Go Business	0	0	0	30
VIC	Powercor	Two Rate	1/01/17	Click Energy	Click Business	0	0	7	0
VIC	Powercor	Two Rate	15/03/17	Commander	Market offer	0	0	0	20
VIC	Powercor	Two Rate	1/02/17	CovaU	Smart Saver	0	0	0	34
VIC	Powercor	Two Rate	1/02/17	Diamond Energy	Pay on time discount	0	0	7	0
VIC	Powercor	Two Rate	15/03/17	Dodo Power & Gas	Market offer	0	0	0	0
VIC	Powercor	Two Rate	9/03/17	EnergyAustralia	Everyday Saver Business	0	34	0	0
VIC	Powercor	Two Rate	1/02/17	ERM Power	Adjustable	0	0	0	0
VIC	Powercor	Two Rate	1/01/17	GloBird Energy	Bizsave	0	0	0	15
VIC	Powercor	Two Rate	1/01/17	Lumo Energy	Business Premium	0	0	0	0
VIC	Powercor	Two Rate	1/01/17	Momentum Energy	SmilePower	0	0	0	0
VIC	Powercor	Two Rate	NA	Next Business Energy	Market offer	0	0	12	0
VIC	Powercor	Two Rate	1/01/17	Online Power & Gas	Flexi Saver	0	0	0	28
VIC	Powercor	Two Rate	1/01/17	Origin Energy	Business Saver	0	28	0	0



State	DB	Meter type	Effective from	Retailer	Name	Guaranteed discount on bill (%)	Guaranteed discount on usage (%)	POT discount on bill (%)	POT discount on usage (%)
VIC	Powercor	Two Rate	1/01/17	1st Energy	1st Saver	0	0	0	38
VIC	Powercor	Two Rate	1/01/16	People Energy	Total saver	0	0	30	0
VIC	Powercor	Two Rate	20/03/17	Powerdirect	Discount included	0	36	0	0
VIC	Powercor	Two Rate	1/01/17	Powershop	Standard Saver	0	0	16	0
VIC	Powercor	Two Rate	1/01/17	Q Energy	Biz saver	0	0	0	0
VIC	Powercor	Two Rate	NA	Red Energy	Living Energy Saver	0	0	10	0
VIC	Powercor	Two Rate	NA	Simply Energy	Business Save	0	35	0	0
VIC	Powercor	Two Rate	10/04/17	Sumo Power	Business	0	20	0	17
VIC	Powercor	Two Rate	29/03/17	Blue NRG	Blue Regular	0	0	0	0
VIC	Powercor	TOU	1/01/17	Click Energy	Click Business	0	0	7	0
VIC	Powercor	TOU	1/02/17	Diamond Energy	Pay on time discount	0	0	7	0
VIC	Powercor	TOU	9/03/17	EnergyAustralia	Everyday Saver Business	0	34	0	0
VIC	Powercor	TOU	1/02/17	ERM Power	Adjustable	0	0	0	0
VIC	Powercor	TOU	1/01/17	Momentum Energy	SmilePower	0	0	0	0
VIC	Powercor	TOU	NA	Next Business Energy	Market offer	0	0	12	0
VIC	Powercor	TOU	1/01/17	GloBird Energy	Bizsave	0	0	0	15
VIC	Powercor	TOU	NA	Red Energy	Living Energy Saver	0	0	10	0
VIC	AusNet	Single	1/01/17	AGL	Business Savers	0	36	0	0
VIC	AusNet	Single	12/01/17	Alinta Energy	Fair Go Business	0	0	0	30
VIC	AusNet	Single	1/01/17	Click Energy	Click Business	0	0	7	0
VIC	AusNet	Single	15/03/17	Commander	Market offer	0	0	0	20
VIC	AusNet	Single	1/02/17	CovaU	Smart Saver	0	0	0	34
VIC	AusNet	Single	1/02/17	Diamond Energy	Pay on time discount	0	0	7	0
VIC	AusNet	Single	15/03/17	Dodo Power & Gas	Market offer	0	0	0	0
VIC	AusNet	Single	9/03/17	EnergyAustralia	Everyday Saver Business	0	28	0	0
VIC	AusNet	Single	1/02/17	ERM Power	Adjustable	0	0	0	0
VIC	AusNet	Single	1/01/17	GloBird Energy	Bizsave	0	0	0	15
VIC	AusNet	Single	1/01/17	Lumo Energy	Business Premium	0	0	0	0
VIC	AusNet	Single	1/01/17	Momentum Energy	SmilePower	0	0	0	0
VIC	AusNet	Single	NA	Next Business Energy	Market offer	0	0	12	0
VIC	AusNet	Single	1/01/17	Online Power & Gas	Flexi Saver	0	0	0	28
VIC	AusNet	Single	1/01/17	Origin Energy	Business Saver	0	28	0	0
VIC	AusNet	Single	1/01/17	1st Energy	1st Saver	0	0	0	38

State	DB	Meter type	Effective from	Retailer	Name	Guaranteed discount on bill (%)	Guaranteed discount on usage (%)	POT discount on bill (%)	POT discount on usage (%)
VIC	AusNet	Single	1/01/16	People Energy	Total saver	0	0	30	0
VIC	AusNet	Single	20/03/17	Powerdirect	Discount included	0	36	0	0
VIC	AusNet	Single	1/01/17	Powershop	Standard Saver	0	0	16	0
VIC	AusNet	Single	1/01/17	Q Energy	Biz saver	0	0	0	0
VIC	AusNet	Single	NA	Red Energy	Living Energy Saver	0	0	10	0
VIC	AusNet	Single	NA	Simply Energy	Business Save	0	35	0	0
VIC	AusNet	Single	10/04/17	Sumo Power	Business	0	20	0	17
VIC	AusNet	Single	29/03/17	Blue NRG	Blue Regular	0	0	0	0
VIC	AusNet	Controlled	1/01/17	AGL	Business Savers	0	36	0	0
VIC	AusNet	Controlled	12/01/17	Alinta Energy	Fair Go Business	0	0	0	30
VIC	AusNet	Controlled	15/03/17	Commander	Market offer	0	0	0	20
VIC	AusNet	Controlled	1/02/17	CovaU	Smart Saver	0	0	0	34
VIC	AusNet	Controlled	1/02/17	Diamond Energy	Pay on time discount	0	0	7	0
VIC	AusNet	Controlled	15/03/17	Dodo Power & Gas	Market offer	0	0	0	0
VIC	AusNet	Controlled	9/03/17	EnergyAustralia	Everyday Saver Business	0	28	0	0
VIC	AusNet	Controlled	1/02/17	ERM Power	Adjustable	0	0	0	0
VIC	AusNet	Controlled	1/01/17	GloBird Energy	Bizsave	0	0	0	15
VIC	AusNet	Controlled	1/01/17	Lumo Energy	Business Premium	0	0	0	0
VIC	AusNet	Controlled	1/01/17	Momentum Energy	SmilePower	0	0	0	0
VIC	AusNet	Controlled	NA	Next Business Energy	Market offer	0	0	12	0
VIC	AusNet	Controlled	1/01/17	Online Power & Gas	Flexi Saver	0	0	0	28
VIC	AusNet	Controlled	1/01/17	Origin Energy	Business Saver	0	28	0	0
VIC	AusNet	Controlled	1/01/17	1st Energy	1st Saver	0	0	0	38
VIC	AusNet	Controlled	1/01/16	People Energy	Total saver	0	0	30	0
VIC	AusNet	Controlled	20/03/17	Powerdirect	Discount included	0	36	0	0
VIC	AusNet	Controlled	1/01/17	Powershop	Standard Saver	0	0	16	0
VIC	AusNet	Controlled	1/01/17	Q Energy	Biz saver	0	0	0	0
VIC	AusNet	Controlled	NA	Red Energy	Living Energy Saver	0	0	10	0
VIC	AusNet	Controlled	NA	Simply Energy	Business Save	0	35	0	0
VIC	AusNet	Controlled	10/04/17	Sumo Power	Business	0	20	0	17
VIC	AusNet	Controlled	29/03/17	Blue NRG	Blue Regular	0	0	0	0
VIC	AusNet	Two Rate	1/01/17	AGL	Business Savers	0	36	0	0
VIC	AusNet	Two Rate	12/01/17	Alinta Energy	Fair Go Business	0	0	0	30
VIC	AusNet	Two Rate	1/01/17	Click Energy	Click Business	0	0	7	0

State	DB	Meter type	Effective from	Retailer	Name	Guaranteed discount on bill (%)	Guaranteed discount on usage (%)	POT discount on bill (%)	POT discount on usage (%)
VIC	AusNet	Two Rate	15/03/17	Commander	Market offer	0	0	0	20
VIC	AusNet	Two Rate	1/02/17	CovaU	Smart Saver	0	0	0	34
VIC	AusNet	Two Rate	1/02/17	Diamond Energy	Pay on time discount	0	0	7	0
VIC	AusNet	Two Rate	15/03/17	Dodo Power & Gas	Market offer	0	0	0	0
VIC	AusNet	Two Rate	9/03/17	EnergyAustralia	Everyday Saver Business	0	28	0	0
VIC	AusNet	Two Rate	1/02/17	ERM Power	Adjustable	0	0	0	0
VIC	AusNet	Two Rate	1/01/17	GloBird Energy	Bizsave	0	0	0	15
VIC	AusNet	Two Rate	1/01/17	Lumo Energy	Business Premium	0	0	0	0
VIC	AusNet	Two Rate	1/01/17	Momentum Energy	SmilePower	0	0	0	0
VIC	AusNet	Two Rate	NA	Next Business Energy	Market offer	0	0	12	0
VIC	AusNet	Two Rate	1/01/17	Online Power & Gas	Flexi Saver	0	0	0	28
VIC	AusNet	Two Rate	1/01/17	Origin Energy	Business Saver	0	28	0	0
VIC	AusNet	Two Rate	1/01/17	1st Energy	1st Saver	0	0	0	38
VIC	AusNet	Two Rate	1/01/16	People Energy	Total saver	0	0	30	0
VIC	AusNet	Two Rate	20/03/17	Powerdirect	Discount included	0	36	0	0
VIC	AusNet	Two Rate	1/01/17	Powershop	Standard Saver	0	0	16	0
VIC	AusNet	Two Rate	1/01/17	Q Energy	Biz saver	0	0	0	0
VIC	AusNet	Two Rate	NA	Red Energy	Living Energy Saver	0	0	10	0
VIC	AusNet	Two Rate	NA	Simply Energy	Business Save	0	35	0	0
VIC	AusNet	Two Rate	10/04/17	Sumo Power	Business	0	20	0	17
VIC	AusNet	Two Rate	29/03/17	Blue NRG	Blue Regular	0	0	0	0
VIC	Jemena	Single	1/01/17	AGL	Business Savers	0	36	0	0
VIC	Jemena	Single	12/01/17	Alinta Energy	Fair Go Business	0	0	0	30
VIC	Jemena	Single	1/01/17	Click Energy	Click Business	0	0	7	0
VIC	Jemena	Single	15/03/17	Commander	Market offer	0	0	0	20
VIC	Jemena	Single	1/02/17	CovaU	Smart Saver	0	0	0	34
VIC	Jemena	Single	1/02/17	Diamond Energy	Pay on time discount	0	0	7	0
VIC	Jemena	Single	15/03/17	Dodo Power & Gas	Market offer	0	0	0	0
VIC	Jemena	Single	9/03/17	EnergyAustralia	Everyday Saver Business	0	29	0	0
VIC	Jemena	Single	1/02/17	ERM Power	Adjustable	0	0	0	0
VIC	Jemena	Single	1/01/17	GloBird Energy	Bizsave	0	0	0	15
VIC	Jemena	Single	1/01/17	Lumo Energy	Business Premium	0	0	0	0
VIC	Jemena	Single	1/01/17	Momentum Energy	SmilePower	0	0	0	0

State	DB	Meter type	Effective from	Retailer	Name	Guaranteed discount on bill (%)	Guaranteed discount on usage (%)	POT discount on bill (%)	POT discount on usage (%)
VIC	Jemena	Single	NA	Next Business Energy	Market offer	0	0	12	0
VIC	Jemena	Single	1/01/17	Online Power & Gas	Flexi Saver	0	0	0	28
VIC	Jemena	Single	1/01/17	Origin Energy	Business Saver	0	28	0	0
VIC	Jemena	Single	1/01/17	1st Energy	1st Saver	0	0	0	38
VIC	Jemena	Single	1/01/16	People Energy	Total saver	0	0	30	0
VIC	Jemena	Single	20/03/17	Powerdirect	Discount included	0	36	0	0
VIC	Jemena	Single	1/01/17	Powershop	Standard Saver	0	0	16	0
VIC	Jemena	Single	1/01/17	Q Energy	Biz saver	0	0	0	0
VIC	Jemena	Single	NA	Red Energy	Living Energy Saver	0	0	10	0
VIC	Jemena	Single	NA	Simply Energy	Business Save	0	35	0	0
VIC	Jemena	Single	10/04/17	Sumo Power	Business	0	20	0	17
VIC	Jemena	Single	29/03/17	Blue NRG	Blue Regular	0	0	0	0
VIC	Jemena	Controlled	1/01/17	AGL	Business Savers	0	36	0	0
VIC	Jemena	Controlled	12/01/17	Alinta Energy	Fair Go Business	0	0	0	30
VIC	Jemena	Controlled	1/01/17	Click Energy	Click Business	0	0	7	0
VIC	Jemena	Controlled	15/03/17	Commander	Market offer	0	0	0	20
VIC	Jemena	Controlled	1/02/17	CovaU	Smart Saver	0	0	0	34
VIC	Jemena	Controlled	15/03/17	Dodo Power & Gas	Market offer	0	0	0	0
VIC	Jemena	Controlled	9/03/17	EnergyAustralia	Everyday Saver Business	0	29	0	0
VIC	Jemena	Controlled	1/02/17	ERM Power	Adjustable	0	0	0	0
VIC	Jemena	Controlled	1/01/17	GloBird Energy	Bizsave	0	0	0	15
VIC	Jemena	Controlled	1/01/17	Lumo Energy	Business Premium	0	0	0	0
VIC	Jemena	Controlled	1/01/17	Momentum Energy	SmilePower	0	0	0	0
VIC	Jemena	Controlled	NA	Next Business Energy	Market offer	0	0	12	0
VIC	Jemena	Controlled	1/01/17	Online Power & Gas	Flexi Saver	0	0	0	28
VIC	Jemena	Controlled	1/01/17	Origin Energy	Business Saver	0	28	0	0
VIC	Jemena	Controlled	1/01/17	1st Energy	1st Saver	0	0	0	38
VIC	Jemena	Controlled	1/01/16	People Energy	Total saver	0	0	30	0
VIC	Jemena	Controlled	20/03/17	Powerdirect	Discount included	0	36	0	0
VIC	Jemena	Controlled	1/01/17	Powershop	Standard Saver	0	0	16	0
VIC	Jemena	Controlled	1/01/17	Q Energy	Biz saver	0	0	0	0
VIC	Jemena	Controlled	NA	Simply Energy	Business Save	0	35	0	0
VIC	Jemena	Controlled	10/04/17	Sumo Power	Business	0	20	0	17
VIC	Jemena	Controlled	29/03/17	Blue NRG	Blue Regular	0	0	0	0

State	DB	Meter type	Effective from	Retailer	Name	Guaranteed discount on bill (%)	Guaranteed discount on usage (%)	POT discount on bill (%)	POT discount on usage (%)
VIC	Jemena	Two Rate	1/01/17	AGL	Business Savers	0	36	0	0
VIC	Jemena	Two Rate	12/01/17	Alinta Energy	Fair Go Business	0	0	0	30
VIC	Jemena	Two Rate	1/01/17	Click Energy	Click Business	0	0	7	0
VIC	Jemena	Two Rate	15/03/17	Commander	Market offer	0	0	0	20
VIC	Jemena	Two Rate	1/02/17	CovaU	Smart Saver	0	0	0	34
VIC	Jemena	Two Rate	1/02/17	Diamond Energy	Pay on time discount	0	0	7	0
VIC	Jemena	Two Rate	15/03/17	Dodo Power & Gas	Market offer	0	0	0	0
VIC	Jemena	Two Rate	9/03/17	EnergyAustralia	Everyday Saver Business	0	29	0	0
VIC	Jemena	Two Rate	1/02/17	ERM Power	Adjustable	0	0	0	0
VIC	Jemena	Two Rate	1/01/17	GloBird Energy	Bizsave	0	0	0	15
VIC	Jemena	Two Rate	1/01/17	Lumo Energy	Business Premium	0	0	0	0
VIC	Jemena	Two Rate	1/01/17	Momentum Energy	SmilePower	0	0	0	0
VIC	Jemena	Two Rate	NA	Next Business Energy	Market offer	0	0	12	0
VIC	Jemena	Two Rate	1/01/17	Online Power & Gas	Flexi Saver	0	0	0	28
VIC	Jemena	Two Rate	1/01/17	Origin Energy	Business Saver	0	28	0	0
VIC	Jemena	Two Rate	1/01/17	1st Energy	1st Saver	0	0	0	38
VIC	Jemena	Two Rate	1/01/16	People Energy	Total saver	0	0	30	0
VIC	Jemena	Two Rate	20/03/17	Powerdirect	Discount included	0	36	0	0
VIC	Jemena	Two Rate	1/01/17	Powershop	Standard Saver	0	0	16	0
VIC	Jemena	Two Rate	1/01/17	Q Energy	Biz saver	0	0	0	0
VIC	Jemena	Two Rate	NA	Red Energy	Living Energy Saver	0	0	10	0
VIC	Jemena	Two Rate	NA	Simply Energy	Business Save	0	35	0	0
VIC	Jemena	Two Rate	10/04/17	Sumo Power	Business	0	20	0	17
VIC	Jemena	Two Rate	29/03/17	Blue NRG	Blue Regular	0	0	0	0
VIC	United Energy	Single	1/01/17	AGL	Business Savers	0	36	0	0
VIC	United Energy	Single	12/01/17	Alinta Energy	Fair Go Business	0	0	0	30
VIC	United Energy	Single	1/01/17	Click Energy	Click Business	0	0	7	0
VIC	United Energy	Single	15/03/17	Commander	Market offer	0	0	0	20
VIC	United Energy	Single	1/02/17	CovaU	Smart Saver	0	0	0	34
VIC	United Energy	Single	1/02/17	Diamond Energy	Pay on time discount	0	0	7	0
VIC	United Energy	Single	15/03/17	Dodo Power & Gas	Market offer	0	0	0	0
VIC	United Energy	Single	9/03/17	EnergyAustralia	Everyday Saver Business	0	37	0	0
VIC	United Energy	Single	1/02/17	ERM Power	Adjustable	0	0	0	0

State	DB	Meter type	Effective from	Retailer	Name	Guaranteed discount on bill (%)	Guaranteed discount on usage (%)	POT discount on bill (%)	POT discount on usage (%)
VIC	United Energy	Single	1/01/17	GloBird Energy	Bizsave	0	0	0	15
VIC	United Energy	Single	1/01/17	Lumo Energy	Business Premium	0	0	0	0
VIC	United Energy	Single	1/01/17	Momentum Energy	SmilePower	0	0	0	0
VIC	United Energy	Single	NA	Next Business Energy	Market offer	0	0	12	0
VIC	United Energy	Single	1/01/17	Online Power & Gas	Flexi Saver	0	0	0	28
VIC	United Energy	Single	1/01/17	Origin Energy	Business Saver	0	28	0	0
VIC	United Energy	Single	1/01/17	1st Energy	1st Saver	0	0	0	38
VIC	United Energy	Single	1/01/16	People Energy	Total saver	0	0	30	0
VIC	United Energy	Single	20/03/17	Powerdirect	Discount included	0	36	0	0
VIC	United Energy	Single	1/01/17	Powershop	Standard Saver	0	0	16	0
VIC	United Energy	Single	1/01/17	Q Energy	Biz saver	0	0	0	0
VIC	United Energy	Single	NA	Red Energy	Living Energy Saver	0	0	10	0
VIC	United Energy	Single	NA	Simply Energy	Business Save	0	35	0	0
VIC	United Energy	Single	10/04/17	Sumo Power	Business	0	20	0	17
VIC	United Energy	Single	29/03/17	Blue NRG	Blue Regular	0	0	0	0
VIC	United Energy	Controlled	1/01/17	AGL	Business Savers	0	36	0	0
VIC	United Energy	Controlled	12/01/17	Alinta Energy	Fair Go Business	0	0	0	30
VIC	United Energy	Controlled	1/01/17	Click Energy	Click Business	0	0	7	0
VIC	United Energy	Controlled	15/03/17	Commander	Market offer	0	0	0	20
VIC	United Energy	Controlled	1/02/17	CovaU	Smart Saver	0	0	0	34
VIC	United Energy	Controlled	1/02/17	Diamond Energy	Pay on time discount	0	0	7	0
VIC	United Energy	Controlled	15/03/17	Dodo Power & Gas	Market offer	0	0	0	0
VIC	United Energy	Controlled	9/03/17	EnergyAustralia	Everyday Saver Business	0	37	0	0
VIC	United Energy	Controlled	1/02/17	ERM Power	Adjustable	0	0	0	0
VIC	United Energy	Controlled	1/01/17	GloBird Energy	Bizsave	0	0	0	15
VIC	United Energy	Controlled	1/01/17	Lumo Energy	Business Premium	0	0	0	0
VIC	United Energy	Controlled	1/01/17	Momentum Energy	SmilePower	0	0	0	0
VIC	United Energy	Controlled	NA	Next Business Energy	Market offer	0	0	12	0
VIC	United Energy	Controlled	1/01/17	Online Power & Gas	Flexi Saver	0	0	0	28
VIC	United Energy	Controlled	1/01/17	Origin Energy	Business Saver	0	28	0	0
VIC	United Energy	Controlled	1/01/17	1st Energy	1st Saver	0	0	0	38
VIC	United Energy	Controlled	1/01/16	People Energy	Total saver	0	0	30	0
VIC	United Energy	Controlled	20/03/17	Powerdirect	Discount included	0	36	0	0
VIC	United Energy	Controlled	1/01/17	Powershop	Standard Saver	0	0	16	0

State	DB	Meter type	Effective from	Retailer	Name	Guaranteed discount on bill (%)	Guaranteed discount on usage (%)	POT discount on bill (%)	POT discount on usage (%)
VIC	United Energy	Controlled	1/01/17	Q Energy	Biz saver	0	0	0	0
VIC	United Energy	Controlled	NA	Red Energy	Living Energy Saver	0	0	10	0
VIC	United Energy	Controlled	NA	Simply Energy	Business Save	0	35	0	0
VIC	United Energy	Controlled	10/04/17	Sumo Power	Business	0	20	0	17
VIC	United Energy	Controlled	29/03/17	Blue NRG	Blue Regular	0	0	0	0
VIC	United Energy	Two Rate	1/01/17	AGL	Business Savers	0	36	0	0
VIC	United Energy	Two Rate	12/01/17	Alinta Energy	Fair Go Business	0	0	0	30
VIC	United Energy	Two Rate	1/01/17	Click Energy	Click Business	0	0	7	0
VIC	United Energy	Two Rate	15/03/17	Commander	Market offer	0	0	0	20
VIC	United Energy	Two Rate	1/02/17	CovaU	Smart Saver	0	0	0	34
VIC	United Energy	Two Rate	1/02/17	Diamond Energy	Pay on time discount	0	0	7	0
VIC	United Energy	Two Rate	15/03/17	Dodo Power & Gas	Market offer	0	0	0	0
VIC	United Energy	Two Rate	9/03/17	EnergyAustralia	Everyday Saver Business	0	37	0	0
VIC	United Energy	Two Rate	1/02/17	ERM Power	Adjustable	0	0	0	0
VIC	United Energy	Two Rate	1/01/17	GloBird Energy	Bizsave	0	0	0	15
VIC	United Energy	Two Rate	1/01/17	Lumo Energy	Business Premium	0	0	0	0
VIC	United Energy	Two Rate	1/01/17	Momentum Energy	SmilePower	0	0	0	0
VIC	United Energy	Two Rate	NA	Next Business Energy	Market offer	0	0	12	0
VIC	United Energy	Two Rate	1/01/17	Online Power & Gas	Flexi Saver	0	0	0	28
VIC	United Energy	Two Rate	1/01/17	Origin Energy	Business Saver	0	28	0	0
VIC	United Energy	Two Rate	1/01/17	1st Energy	1st Saver	0	0	0	38
VIC	United Energy	Two Rate	1/01/16	People Energy	Total saver	0	0	30	0
VIC	United Energy	Two Rate	20/03/17	Powerdirect	Discount included	0	36	0	0
VIC	United Energy	Two Rate	1/01/17	Powershop	Standard Saver	0	0	16	0
VIC	United Energy	Two Rate	1/01/17	Q Energy	Biz saver	0	0	0	0
VIC	United Energy	Two Rate	NA	Red Energy	Living Energy Saver	0	0	10	0
VIC	United Energy	Two Rate	NA	Simply Energy	Business Save	0	35	0	0
VIC	United Energy	Two Rate	10/04/17	Sumo Power	Business	0	20	0	17
VIC	United Energy	Two Rate	29/03/17	Blue NRG	Blue Regular	0	0	0	0
VIC	United Energy	TOU	15/03/17	Commander	Market offer	0	0	0	20
VIC	United Energy	TOU	1/01/17	Momentum Energy	SmilePower	0	0	0	0
WA	Horizon Power	Single	23/11/16	Horizon Power	Horizon Power - Regulated	0	0	0	0
WA	Western Power	Single	23/11/16	Western Power	Synergy - Regulated	0	0	0	0

State	DB	Meter type	Effective from	Retailer	Name	Guaranteed discount on bill (%)	Guaranteed discount on usage (%)	POT discount on bill (%)	POT discount on usage (%)
WA	Western Power	Two Rate	23/11/16	Western Power	Synergy - Regulated	0	0	0	0

### Gas offers for April 2017 bill analysis:

State	Pricing zone	Effective from	Retailer	Name	Guaranteed discount on bill (%)	Guaranteed discount on usage (%)	POT discount on bill (%)	POT discount on usage (%)
ACT	ActewAGL ACT	2/08/16	ActewAGL	Business plan	0	0	0	0
ACT	ActewAGL ACT	9/03/17	EnergyAustralia	Everyday Saver	0	10	0	0
ACT	ActewAGL ACT	17/10/16	Origin Energy	Business Saver	0	15	0	0
NSW	Jemena Sydney	20/09/16	AGL	Regulated	0	0	0	0
NSW	Jemena Sydney	20/09/16	AGL	Business Savers	0	14	0	0
NSW	Jemena Sydney	10/01/17	Covau	Rate Saver	0	0	18	0
NSW	Jemena Sydney	9/03/17	EnergyAustralia	Everyday Saver	0	14	0	0
NSW	Jemena Sydney	17/10/16	Origin Energy	Business Saver	0	14	0	0
NSW	Jemena Sydney	22/03/17	Red Energy	Easy Saver	0	0	10	0
NSW	ActewAGL Queanbeyan	1/07/16	ActewAGL	Regulated	0	0	0	0
NSW	ActewAGL Queanbeyan	16/08/16	ActewAGL	Business plan	0	10	0	0
NSW	ActewAGL Queanbeyan	9/03/17	EnergyAustralia	Everyday Saver	0	14	0	0
NSW	ActewAGL Shoalhaven	1/07/16	ActewAGL	Regulated	0	0	0	0
NSW	ActewAGL Shoalhaven	1/07/16	ActewAGL	Business plan	0	0	0	0
NSW	Capital Region	1/07/16	ActewAGL	Regulated	0	0	0	0
NSW	Capital Region	16/08/16	ActewAGL	Business plan	0	10	0	0
NSW	Capital Region	9/03/17	EnergyAustralia	Everyday Saver	0	14	0	0
NSW	Tamworth	17/10/16	Origin Energy	Regulated	0	0	0	0
NSW	Tamworth	17/10/16	Origin Energy	Business Saver	0	14	0	0
NSW	Envestra Albury	1/01/17	Origin Energy	Regulated	0	0	0	0
NSW	Envestra Albury	9/03/17	EnergyAustralia	Everyday Saver	0	14	0	0
NSW	Envestra Albury	1/01/17	Origin Energy	Business Saver	0	14	0	0
NSW	Envestra Cooma	17/10/16	Origin Energy	Regulated	0	0	0	0
NSW	Envestra Cooma	17/10/16	Origin Energy	Business Saver	0	14	0	0



State	Pricing zone	Effective from	Retailer	Name	Guaranteed discount on bill (%)	Guaranteed discount on usage (%)	POT discount on bill (%)	POT discount on usage (%)
NSW	Envestra Cooma	22/03/17	Red Energy	Easy Saver	0	0	10	0
NSW	Envestra Holbrook	17/10/16	Origin Energy	Regulated	0	0	0	0
NSW	Envestra Holbrook	17/10/16	Origin Energy	Business Saver	0	14	0	0
NSW	Envestra Murray Valley	1/01/17	Origin Energy	Regulated	0	0	0	0
NSW	Envestra Murray Valley	9/03/17	EnergyAustralia	Everyday Saver	0	14	0	0
NSW	Envestra Murray Valley	1/01/17	Origin Energy	Business Saver	0	14	0	0
NSW	Envestra Tumut	17/10/16	Origin Energy	Regulated	0	0	0	0
NSW	Envestra Tumut	17/10/16	Origin Energy	Business Saver	0	14	0	0
NSW	Envestra Tumut	22/03/17	Red Energy	Easy Saver	0	0	10	0
NSW	Envestra Wagga Wagga	17/10/16	Origin Energy	Regulated	0	0	0	0
NSW	Envestra Wagga Wagga	17/10/16	Origin Energy	Business Saver	0	14	0	0
QLD	APT Brisbane South	1/09/16	AGL	Savers	0	6	0	0
QLD	APT Brisbane South	17/10/16	Origin Energy	Saver	0	8	0	0
QLD	Envestra Brisbane North	1/09/16	AGL	Savers	0	6	0	0
QLD	Envestra Brisbane North	17/10/16	Origin Energy	Saver	0	8	0	0
QLD	Envestra Northern	17/10/16	Origin Energy	Saver	0	8	0	0
QLD	Envestra Wide Bay	17/10/16	Origin Energy	Saver	0	8	0	0
SA	Envestra SA	1/09/16	AGL	Business Savers	0	4	0	0
SA	Envestra SA	9/03/17	EnergyAustralia	Everyday Saver	0	13	0	0
SA	Envestra SA	17/10/16	Origin Energy	Business Saver	0	8	0	0
SA	Envestra SA	28/02/17	Simply Energy	Plus	0	15	0	0
TAS	TGN	1/01/17	Aurora	Business	0	0	0	0
TAS	TGN	1/01/17	Tas Gas Retail	Business	0	0	0	0
VIC	Multinet 1	1/01/17	AGL	Business Savers	0	20	0	0
VIC	Multinet 1	1/01/17	Click Energy	Business Prime Gas	0	0	10	0
VIC	Multinet 1	1/02/17	Covau	Market offer	0	0	0	20
VIC	Multinet 1	9/03/17	EnergyAustralia	Everyday Saver Business	0	20	0	0
VIC	Multinet 1	1/01/17	Lumo Energy	Business Premium	0	0	0	0
VIC	Multinet 1	1/01/17	Momentum Energy	Market offer	0	0	0	0
VIC	Multinet 1	1/01/17	Origin Energy	Business Saver	0	15	0	0
VIC	Multinet 2	1/01/17	AGL	Business Savers	0	20	0	0

State	Pricing zone	Effective from	Retailer	Name	Guaranteed discount on bill (%)	Guaranteed discount on usage (%)	POT discount on bill (%)	POT discount on usage (%)
VIC	Multinet 2	1/01/17	Click Energy	Business Prime Gas	0	0	10	0
VIC	Multinet 2	1/02/17	Covau	Market offer	0	0	0	20
VIC	Multinet 2	9/03/17	EnergyAustralia	Everyday Saver Business	0	20	0	0
VIC	Multinet 2	1/01/17	Lumo Energy	Business Premium	0	0	0	0
VIC	Multinet 2	1/01/17	Momentum Energy	Market offer	0	0	0	0
VIC	Multinet 2	1/01/17	Origin Energy	Business Saver	0	15	0	0
VIC	Ausnet Central 1	1/01/17	AGL	Business Savers	0	20	0	0
VIC	Ausnet Central 1	1/01/17	Click Energy	Business Prime Gas	0	0	10	0
VIC	Ausnet Central 1	1/02/17	Covau	Market offer	0	0	0	20
VIC	Ausnet Central 1	9/03/17	EnergyAustralia	Everyday Saver Business	0	20	0	0
VIC	Ausnet Central 1	1/01/17	Lumo Energy	Business Premium	0	0	0	0
VIC	Ausnet Central 1	1/01/17	Momentum Energy	Market offer	0	0	0	0
VIC	Ausnet Central 1	1/01/17	Origin Energy	Business Saver	0	15	0	0
VIC	Ausnet Central 2	1/01/17	AGL	Business Savers	0	20	0	0
VIC	Ausnet Central 2	1/01/17	Click Energy	Business Prime Gas	0	0	10	0
VIC	Ausnet Central 2	1/02/17	Covau	Market offer	0	0	0	20
VIC	Ausnet Central 2	9/03/17	EnergyAustralia	Everyday Saver Business	0	20	0	0
VIC	Ausnet Central 2	1/01/17	Lumo Energy	Business Premium	0	0	0	0
VIC	Ausnet Central 2	1/01/17	Momentum Energy	Market offer	0	0	0	0
VIC	Ausnet Central 2	1/01/17	Origin Energy	Business Saver	0	15	0	0
VIC	Ausnet West	1/01/17	AGL	Business Savers	0	20	0	0
VIC	Ausnet West	1/01/17	Click Energy	Business Prime Gas	0	0	10	0
VIC	Ausnet West	1/02/17	Covau	Market offer	0	0	0	20
VIC	Ausnet West	9/03/17	EnergyAustralia	Everyday Saver Business	0	20	0	0
VIC	Ausnet West	1/01/17	Lumo Energy	Business Premium	0	0	0	0
VIC	Ausnet West	1/01/17	Momentum Energy	Market offer	0	0	0	0
VIC	Ausnet West	1/01/17	Origin Energy	Business Saver	0	15	0	0
VIC	Envestra Central 1	1/01/17	AGL	Business Savers	0	20	0	0
VIC	Envestra Central 1	1/01/17	Click Energy	Business Prime Gas	0	0	10	0
VIC	Envestra Central 1	1/02/17	Covau	Market offer	0	0	0	20
VIC	Envestra Central 1	9/03/17	EnergyAustralia	Everyday Saver Business	0	20	0	0

State	Pricing zone	Effective from	Retailer	Name	Guaranteed discount on bill (%)	Guaranteed discount on usage (%)	POT discount on bill (%)	POT discount on usage (%)
VIC	Envestra Central 1	1/01/17	Lumo Energy	Business Premium	0	0	0	0
VIC	Envestra Central 1	1/01/17	Momentum Energy	Market offer	0	0	0	0
VIC	Envestra Central 1	1/01/17	Origin Energy	Business Saver	0	15	0	0
VIC	Envestra Central 2	1/01/17	AGL	Business Savers	0	20	0	0
VIC	Envestra Central 2	1/01/17	Click Energy	Business Prime Gas	0	0	10	0
VIC	Envestra Central 2	1/02/17	Covau	Market offer	0	0	0	20
VIC	Envestra Central 2	9/03/17	EnergyAustralia	Everyday Saver Business	0	20	0	0
VIC	Envestra Central 2	1/01/17	Lumo Energy	Business Premium	0	0	0	0
VIC	Envestra Central 2	1/01/17	Momentum Energy	Market offer	0	0	0	0
VIC	Envestra Central 2	1/01/17	Origin Energy	Business Saver	0	15	0	0
VIC	Envestra North	1/01/17	AGL	Business Savers	0	20	0	0
VIC	Envestra North	1/01/17	Click Energy	Business Prime Gas	0	0	10	0
VIC	Envestra North	1/02/17	Covau	Market offer	0	0	0	20
VIC	Envestra North	9/03/17	EnergyAustralia	Everyday Saver Business	0	20	0	0
VIC	Envestra North	1/01/17	Lumo Energy	Business Premium	0	0	0	0
VIC	Envestra North	1/01/17	Momentum Energy	Market offer	0	0	0	0
VIC	Envestra North	1/01/17	Origin Energy	Business Saver	0	15	0	0
WA	South West	24/04/16	Alinta Energy	Business	0	0	0	0
WA	Albany	24/04/16	Alinta Energy	Business	0	0	0	0
WA	Kalgoorlie	24/04/16	Alinta Energy	Business	0	0	0	0

### Electricity offers for July 2017 bill analysis:

State	DB	Meter type	Effective from	Retailer	Name	Guaranteed discount on bill (%)	Guaranteed discount on usage (%)	POT discount on bill (%)	POT discount on usage (%)
ACT	ActewAGL	Single	1/07/17	ActewAGL	Regulated	0	0	0	0
ACT	ActewAGL	Single	1/07/17	ActewAGL	Business plan	0	0	0	0
ACT	ActewAGL	Single	3/07/17	EnergyAustralia	Everyday Saver Business	0	13	0	0

State	DB	Meter type	Effective from	Retailer	Name	Guaranteed discount on bill (%)	Guaranteed discount on usage (%)	POT discount on bill (%)	POT discount on usage (%)
ACT	ActewAGL	Single	15/07/17	Origin Energy	Business Saver	0	12	0	0
NSW	AusGrid	Single	3/07/17	AGL	Business Savers	0	24	0	0
NSW	AusGrid	Single	3/07/17	EnergyAustralia	Everyday Saver Business	0	20	0	0
NSW	AusGrid	Single	1/07/17	Origin Energy	Business Saver	0	22	0	0
NSW	Endeavour	Single	3/07/17	AGL	Business Savers	0	24	0	0
NSW	Endeavour	Single	3/07/17	EnergyAustralia	Everyday Saver Business	0	20	0	0
NSW	Endeavour	Single	1/07/17	Origin Energy	Business Saver	0	22	0	0
NSW	Essential	Single	3/07/17	AGL	Business Savers	0	24	0	0
NSW	Essential	Single	3/07/17	EnergyAustralia	Everyday Saver Business	0	20	0	0
NSW	Essential	Single	1/07/17	Origin Energy	Business Saver	0	22	0	0
NT	PWC	Single	1/07/17	Jacana Energy	Regulated	0	0	0	0
QLD	Energex	Single	3/07/17	AGL	Business Savers	0	13	0	0
QLD	Energex	Single	3/07/17	EnergyAustralia	Everyday Saver Business	0	10	0	0
QLD	Energex	Single	1/07/17	Origin Energy	Business Saver	0	13	0	0
QLD	Ergon	Single	1/07/17	Ergon	Regulated	0	0	0	0
SA	SA Power	Single	3/07/17	AGL	Business Savers	0	16	0	0
SA	SA Power	Single	3/07/17	EnergyAustralia	Everyday Saver Business	0	19	0	0
SA	SA Power	Single	1/07/17	Origin Energy	Business Saver	0	20	0	0
TAS	TasNetworks	Single	4/07/17	Aurora	Regulated offer	0	0	0	0
VIC	CitiPower	Single	1/07/17	AGL	Business Savers	0	38	0	0
VIC	CitiPower	Single	3/07/17	EnergyAustralia	Everyday Saver Business	0	35	0	0
VIC	CitiPower	Single	1/01/17	Origin Energy	Business Saver	0	28	0	0
VIC	Powercor	Single	1/07/17	AGL	Business Savers	0	38	0	0
VIC	Powercor	Single	3/07/17	EnergyAustralia	Everyday Saver Business	0	34	0	0
VIC	Powercor	Single	1/01/17	Origin Energy	Business Saver	0	28	0	0
VIC	AusNet	Single	1/07/17	AGL	Business Savers	0	38	0	0
VIC	AusNet	Single	3/07/17	EnergyAustralia	Everyday Saver Business	0	28	0	0
VIC	AusNet	Single	1/01/17	Origin Energy	Business Saver	0	28	0	0

State	DB	Meter type	Effective from	Retailer	Name	Guaranteed discount on bill (%)	Guaranteed discount on usage (%)	POT discount on bill (%)	POT discount on usage (%)
VIC	Jemena	Single	1/07/17	AGL	Business Savers	0	38	0	0
VIC	Jemena	Single	3/07/17	EnergyAustralia	Everyday Saver Business	0	29	0	0
VIC	Jemena	Single	1/01/17	Origin Energy	Business Saver	0	28	0	0
VIC	United Energy	Single	1/07/17	AGL	Business Savers	0	38	0	0
VIC	United Energy	Single	3/07/17	EnergyAustralia	Everyday Saver Business	0	37	0	0
VIC	United Energy	Single	1/01/17	Origin Energy	Business Saver	0	28	0	0
WA	Horizon Power	Single	1/07/17	Horizon Power	Horizon Power - Regulated	0	0	0	0
WA	Western Power	Single	1/07/17	Western Power	Synergy - Regulated	0	0	0	0

#### Gas offers for July 2017 bill analysis:

State	Pricing zone	Effective from	Retailer	Name	Guaranteed discount on bill (%)	Guaranteed discount on usage (%)	POT discount on bill (%)	POT discount on usage (%)
ACT	ActewAGL ACT	1/07/17	ActewAGL	Business plan	0	0	0	0
ACT	ActewAGL ACT	3/07/17	EnergyAustralia	Everyday Saver	0	10	0	0
ACT	ActewAGL ACT	14/07/17	Origin Energy	Business Saver	0	15	0	0
NSW	Jemena Sydney	1/07/17	AGL	Transitional	0	0	0	0
NSW	Jemena Sydney	3/07/17	AGL	Business Savers	0	14	0	0
NSW	Jemena Sydney	3/07/17	EnergyAustralia	Everyday Saver	0	14	0	0
NSW	Jemena Sydney	1/07/17	Origin Energy	Business Saver	0	14	0	0
QLD	APT Brisbane South	3/07/17	AGL	Savers	0	6	0	0
QLD	APT Brisbane South	1/07/17	Origin Energy	Saver	0	8	0	0
QLD	Envestra Brisbane North	3/07/17	AGL	Savers	0	6	0	0
QLD	Envestra Brisbane North	1/07/17	Origin Energy	Saver	0	8	0	0
SA	Envestra SA	3/07/17	AGL	Business Savers	0	4	0	0
SA	Envestra SA	3/07/17	EnergyAustralia	Everyday Saver	0	13	0	0

State	Pricing zone	Effective from	Retailer	Name	Guaranteed discount on bill (%)	Guaranteed discount on usage (%)	POT discount on bill (%)	POT discount on usage (%)
SA	Envestra SA	1/07/17	Origin Energy	Business Saver	0	8	0	0
TAS	TGN	1/01/17	Aurora	Business	0	0	0	0
TAS	TGN	1/01/17	Tas Gas Retail	Business	0	0	0	0
VIC	Multinet 1	1/07/17	AGL	Business Savers	0	20	0	0
VIC	Multinet 1	9/03/17	EnergyAustralia	Everyday Saver Business	0	20	0	0
VIC	Multinet 1	1/01/17	Origin Energy	Business Saver	0	15	0	0
VIC	Multinet 2	1/07/17	AGL	Business Savers	0	20	0	0
VIC	Multinet 2	9/03/17	EnergyAustralia	Everyday Saver Business	0	20	0	0
VIC	Multinet 2	1/01/17	Origin Energy	Business Saver	0	15	0	0
VIC	Ausnet Central 2	1/07/17	AGL	Business Savers	0	20	0	0
VIC	Ausnet Central 2	9/03/17	EnergyAustralia	Everyday Saver Business	0	20	0	0
VIC	Ausnet Central 2	1/01/17	Origin Energy	Business Saver	0	15	0	0
VIC	Envestra Central 2	1/07/17	AGL	Business Savers	0	20	0	0
VIC	Envestra Central 2	9/03/17	EnergyAustralia	Everyday Saver Business	0	20	0	0
VIC	Envestra Central 2	1/01/17	Origin Energy	Business Saver	0	15	0	0
WA	South West	1/07/17	Alinta Energy	Business	0	0	0	0