

NSW ANALYSIS OF SMALL BUSINESS RETAIL ENERGY BILLS

FINDINGS FROM ENERGY CONSUMERS AUSTRALIA'S JUNE 2022 TARIFF TRACKING REPORT



Electricity bills were, on average, marginally higher across Australia for SMEs consuming 20,000 kWh per annum compared to a year ago but were **0.5% lower** in NSW.

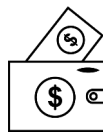
Gas bills were, on average, 4% higher across Australia for SMEs consuming 20,000 kWh per annum compared to a year ago but were only **1.6% higher** in NSW.

ELECTRICITY BILLS



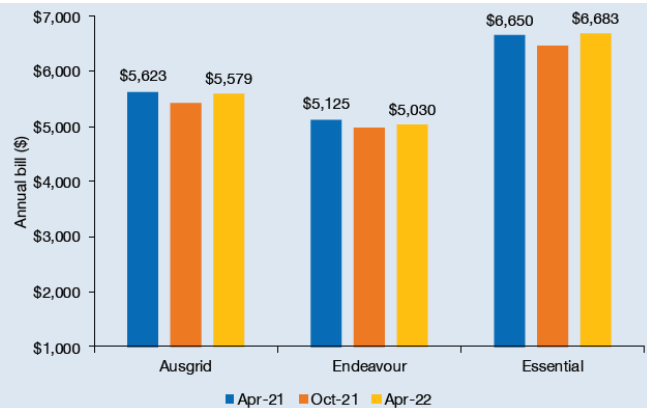
Annual bills for SMEs consuming 20,000 kWh are **between \$4,940 and \$6,685**.

Prices are **highest in the Essential Energy** network and **lowest in Endeavour Energy**.



Average **maximum price-spread** is around **\$2,600**, \$635 more than six months ago.

CHART 37 | Average annual electricity bills as of April 2021, October 2021 and April 2022 including guaranteed discounts and pay on time discounts. Annual bills based on market offers, single rate, 20,000 kWh per annum and GST inclusive.



INCREASED WHOLESALE COSTS

NSW has the **highest wholesale electricity costs** as a proportion of the total annual electricity bill out of all NEM jurisdictions (44%). Six months ago, wholesale costs made up 34%.

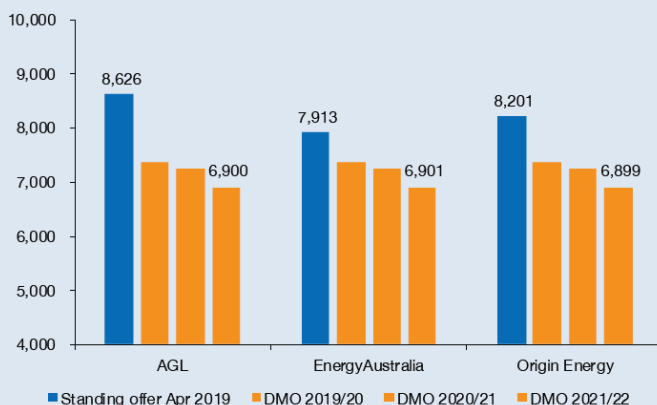
These costs have begun to come through in small business bills. While NSW electricity bills have decreased compared to April last year, **in the last 6 months there has been a slight increase**.



NOTE – RECENT PRICE INCREASES

Data for our June Tariff Tracker is collected in **April** and therefore **does not capture price increases set to occur on 1 July 2022**. The impacts of these changes will be captured in our **December 2022 report**.

CHART 44 | The DMO compared to the 'big 3' retailers' standing offers in the Ausgrid network. Annual electricity bills for SMEs using 20,000 kWh (single rate) per annum. GST inclusive.



IMPACT OF THE DEFAULT MARKET OFFER

Since the introduction of the DMO on 1 July 2019:

- **Standing offer bills have decreased** by between \$890 and \$1,725
- Fewer retailers offer **conditional pay on time discounts**

GAS BILLS

Gas bills have increased in all jurisdictions except South Australia. For NSW, however, **the increase is less than other states**.

Typical annual market offer bill for SMEs consuming 100 GJ per annum is **\$2,510**. This is similar to six months ago.

Since October 2021, AGL has **decreased** their gas offer while Energy Australia and Origin have **increased** in the Jemena/Sydney zone. All other retailers remain **unchanged**.

CHART 41 | Annual gas bills as April 2021, October 2021 and April 2022 including guaranteed discounts and pay on time discounts, in the Jemena/Sydney gas zone. Annual bills based on market offers, 100 GJ per annum and GST inclusive.

