

QUEENSLAND ANALYSIS OF SMALL BUSINESS RETAIL ENERGY BILLS


FINDINGS FROM ENERGY CONSUMERS AUSTRALIA'S DECEMBER 2022 SME TARIFF TRACKING REPORT



Electricity bills were, on average, 19% higher across Australia for SMEs consuming 20,000 kWh per annum compared to a year ago and were **24% higher in Queensland**.

Gas bills were, on average, 21% higher across Australia for SMEs consuming 100 GJ per annum and were **21% higher in Queensland**.

SOUTH-EAST QUEENSLAND ELECTRICITY BILLS



The **typical annual bill** for SMEs consuming 20,000 kWh in SE QLD is **approx. \$6,635**. This is a \$1,855 increase from a year ago.

The average **maximum price-spread** is **approx. \$3,435**. This is an increase of \$2,195 from six months ago.

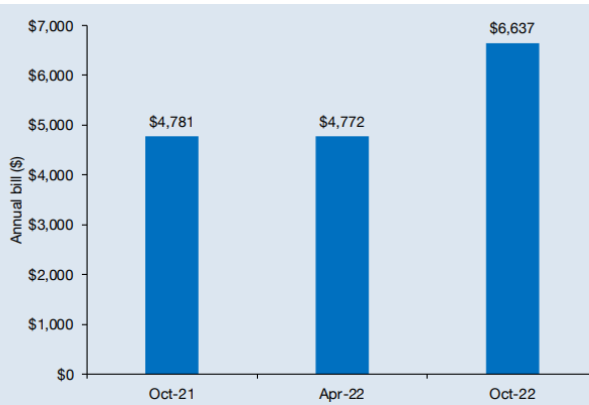


NOTE – UNDERSTANDING THESE FINDINGS

These findings should be interpreted with care. Our report covers a period of significant wholesale price volatility and increases. This, and the subsequent retail market response, has implications for the analysis.

For example, many smaller retailers with historically low prices became among the most expensive, and there was a rapid decrease in the number of retailers in the market. This makes historical comparison more complex for this period.

CHART 80 | Average annual electricity bills as of October 2021, April 2022 and October 2022 including guaranteed discounts and pay on time discounts in the Energex network. Annual bills based on market offers, single rate, 20,000 kWh per annum and GST inclusive

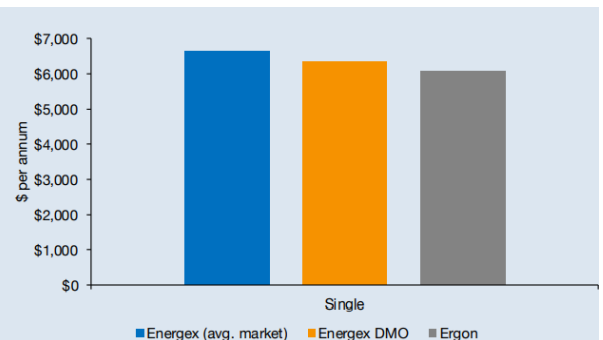


REGIONAL QUEENSLAND ELECTRICITY BILLS

The **regulated offer** for SMEs consuming 20,000 kWh per annum in **Regional QLD** (Ergon) is **approx. \$555 less** than the average market offer in SE QLD (Energex), and **approx. \$5 more** than the SE QLD Default Market Offer.

This is the first time that the Regional QLD offer has produced a lower bill than the average SE QLD market offer since our project began in 2016 – noting that seven of thirteen market offers still produce lower bills than the regulated offer.

CHART 77 | Annual bills for the single rate tariff in the Energex and Ergon Energy networks. Annual bills based on market offers including discounts (Energex), the DMO (Energex) and the regulated offer (Ergon Energy) and as of October 2022, 20,000 kWh per annum and GST inclusive⁹⁰



GAS BILLS

The **typical annual market offer bill** for SMEs consuming 100 GJ is approximately **\$4,210 to \$4,890** depending on the zone. This remains a **significant difference** for two zones that cover neighbouring areas.

The **maximum price-spread** is approximately **\$1,225 to \$1,960** depending on the zone. This is an increase of \$545 to \$1,255 from six months ago.

CHART 78 | Gas bills in Queensland's Allgas and AGN pricing zones. Annual bills based on market offers as of October 2022 (including guaranteed discounts), 100 GJ per annum and GST inclusive

