

ACT ANALYSIS OF SMALL BUSINESS RETAIL ENERGY BILLS


FINDINGS FROM ENERGY CONSUMERS AUSTRALIA'S DECEMBER 2022 SME TARIFF TRACKING REPORT



Electricity bills were, on average, 19% higher across Australia for SMEs consuming 20,000 kWh per annum compared to a year ago and were **22% higher in the ACT**.

Gas bills were, on average, 21% higher across Australia for SMEs consuming 100 GJ per annum compared to a year ago and were **20% higher in the ACT**.

ELECTRICITY BILLS



The **typical annual bill** for SMEs consuming 20,000 kWh per annum in the ACT is approx. **\$8,360**. This is a \$1,490 increase from a year ago.



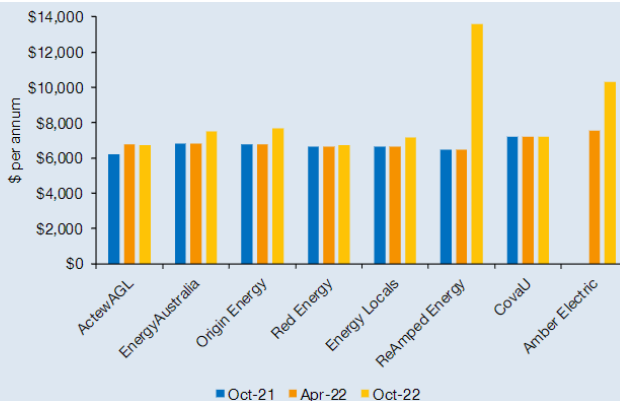
The **average maximum price spread** is approx. **\$6,870**. This is an increase of **\$5,305** from six months ago.

NOTE – UNDERSTANDING THESE FINDINGS

These findings should be interpreted with care. Our report covers a period of significant wholesale price volatility and increases. This, and the subsequent retail market response, has implications for the analysis.

For example, many smaller retailers with historically low prices became among the most expensive, and there was a rapid decrease in the number of retailers in the market. This makes historical comparison more complex for this period.

CHART 101 | Comparison of October 2021, April 2022 and October 2022 annual electricity bills including guaranteed discounts and pay on time discounts in the ACT (Evoenergy). Annual bills based on market offers as of October 2021, April 2022, October 2022, 20,000 kWh per annum, single rate and GST inclusive.



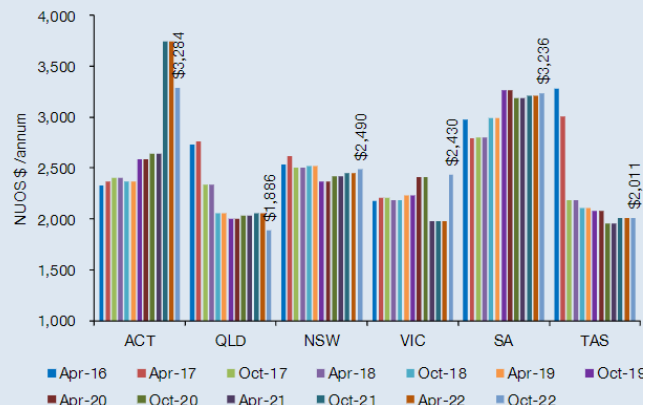
NETWORK USE OF SYSTEM CHARGES

Compared with the same time last year, **NUOS charges have decreased** by approx. **13%** from a year ago.

The ACT remains the jurisdiction with the highest NUOS charges (approx. \$3,285).



CHART 9 | Trend in the average annual NUOS bill for SMEs using 20,000 kWh (single rate) per annum in each jurisdiction since April 2016. GST exclusive.²⁹



GAS BILLS

The **typical annual market offer bill** for SMEs consuming 100 GJ per annum in the ACT is **\$3,710**. This is a \$630 increase from a year ago.



The **average maximum price-spread** is approx. **\$1,755**. This is a **\$1,175 increase** from six months ago.

CHART 102 | Comparison of October 2021, April 2022, and October 2022 annual gas bills including guaranteed discounts and pay on time discounts in the ACT (Evoenergy). Annual bills based on market offers as of October 2021, April 2022, and October 2022, 100 GJ per annum and GST inclusive

