
The Bottom Line

The household impacts of delaying improved energy requirements in the Building Code

Energy Consumers Australia – Housing Summit

Suzanne Toubourou / Jeff Oatman
Australian Sustainable Built Environment Council
eo@asbec.asn.au

Rachael McGinley
Green Building Council of Australia
rachael.mcginley@gbca.org.au

ASBEC



Australian Institute of Architects



Australian Institute of Landscape Architects



Steel Stewardship Forum
Responsiblesteel



BUILDING DESIGNERS ASSOCIATION OF AUSTRALIA



CIOB
Australasia



CONSULT AUSTRALIA



energy efficiency
COUNCIL



ENGINEERS AUSTRALIA



FMA

GECA



green building council australia



Infrastructure Sustainability Council of Australia



The Insulation Industry's Voice



THE RIGHT INSULATION MATTERS



Planning Institute Australia

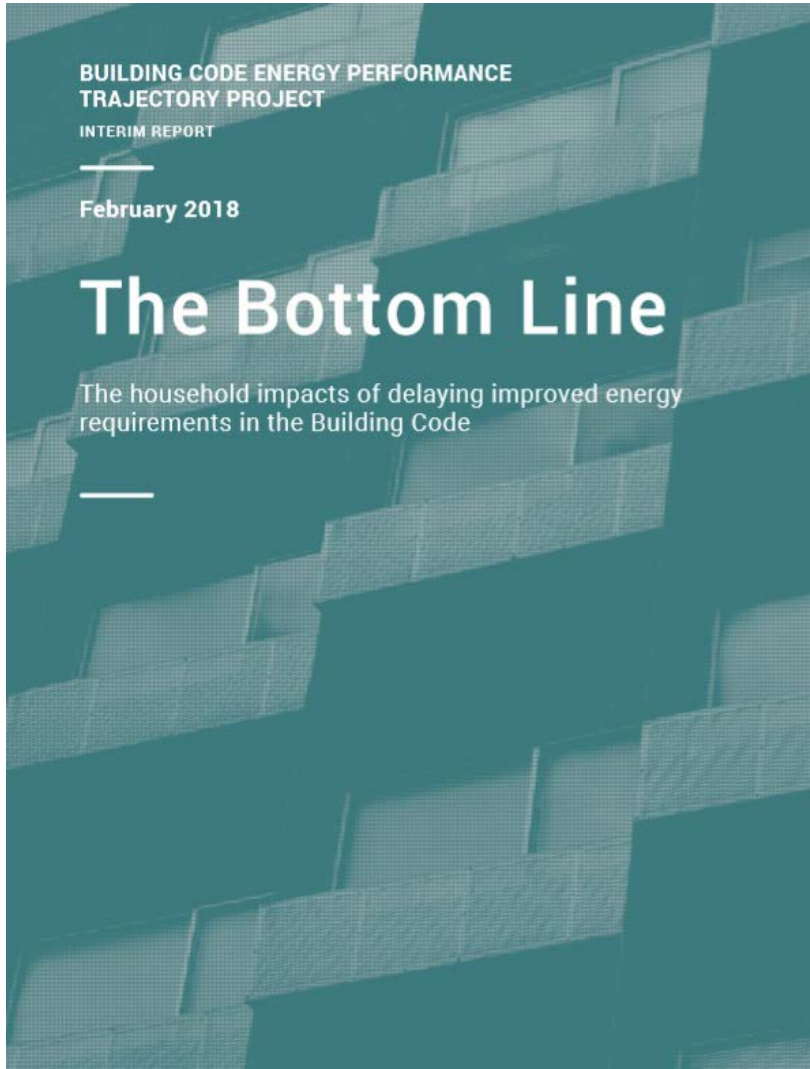
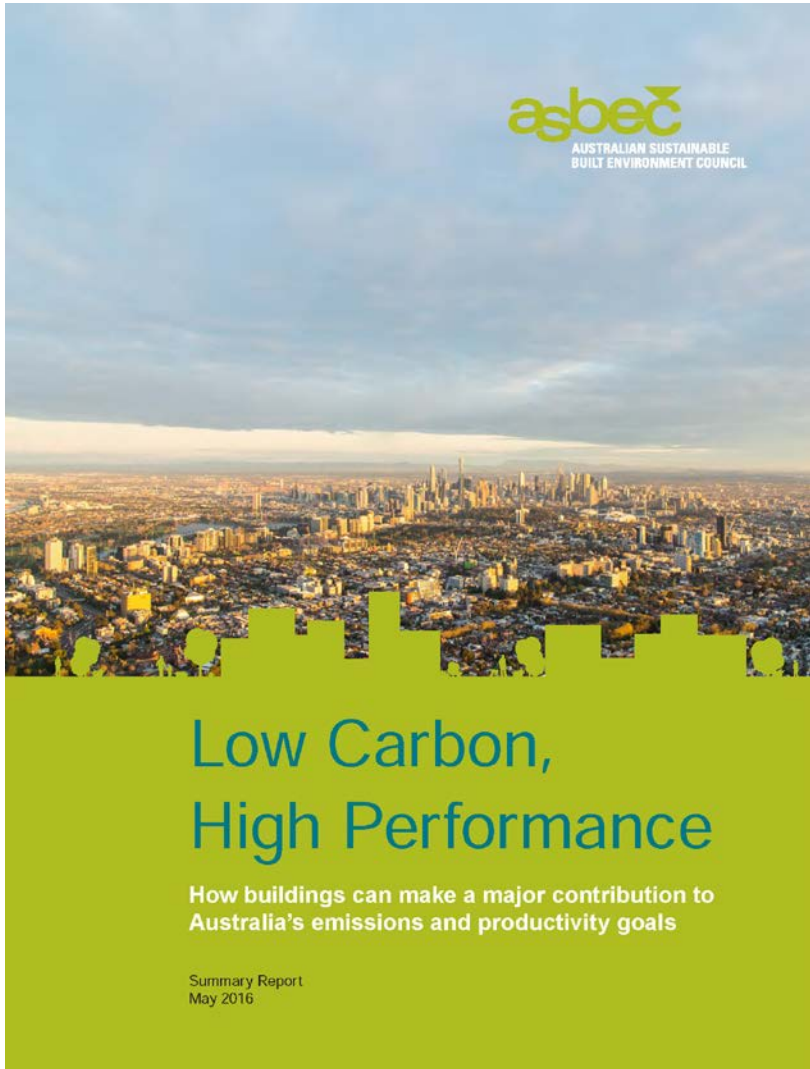


Vinyl Council Australia



WATER SERVICES ASSOCIATION OF AUSTRALIA





A suite of policy measures is required

- ① **National plan with strong governance to coordinate action**
- ② **Mandatory minimum standards with forward trajectory to provide a regulatory signal**
- ③ **Targeted programs and incentives to stimulate the market**
- ④ **Energy market reform to provide a level playing field**
- ⑤ **Data, research, information, education and training to enable effective action**



The Bottom Line - Where are the savings?

Detached house

- Require ceiling fans for climate zones 2 and 5
\$50-\$80 yearly energy bill savings per household
- Increased roof insulation for all climate zones
\$45-\$80 yearly energy bill savings per household
- Improved air tightness for all climate zones
\$50-\$150 yearly energy bill savings per household




Attached house

- Require ceiling fans for climate zone 2
\$50 yearly energy bill savings per household
- Improved air tightness for climate zone 6
\$115 yearly energy bill savings per household



Single Apartment#

- Improved air tightness for climate zone 6
\$130 yearly energy bill savings per household



Note: These results are relevant for climate zones 2, 5 and 6. We are currently seeking further funding to extend analysis to northern Australian climate zones.

X Stars Resultant equivalent NatHERS Star ratings*

+X Stars Equivalent increase in NatHERS Star ratings*

The colours correspond to results from each climate zone:

Climate zone 2
(e.g. Brisbane)



Climate zone 5
(e.g. Sydney, Adelaide, Perth)



Climate zone 6
(e.g. Melbourne)



* Equivalent NatHERS Star ratings assume that NatHERS is updated to enable higher air tightness to be credited, and assume a common 6 Star baseline across different jurisdictions.

^A Assumes limited technology cost/performance improvements, and no adoption of best practice building design for energy efficiency. More opportunity above 6 Star is likely to exist if these factors are considered.

A single, mid-level apartment was assessed in order to apply results to different sized towers. Results were averaged across four orientations. This does not account for whole-building opportunities, or insulation in ceilings or above basement car parks.

Key Recommendations

1. Commit to establishing a target and trajectories
2. Strengthen residential energy requirements as soon as possible
3. Introduce measures to reduce costs for key technologies (e.g. windows) and support best practice design
4. Investigate renewable energy requirements
5. Support improved Code compliance, including:
 - NatHERS upgrades
 - Improving compliance options in the Code
 - Improved monitoring and enforcement